



WHEEL LUG NUTS & CAPS
APPLICATION GUIDE 2023 
www.fmsiinc.com

E-CAT LINE CODES:
EPICOR- FMH
WHI SOLUTIONS - FMI

FMSI EDELMANN FITTINGS

PROBLEM SOLVING AUTOMOTIVE HARDWARE

CANADA OFFICE: 1070 HERITAGE ROAD, BURLINGTON, ON L7L4X9 • USA OFFICE: 1550 FRANKLIN GROVE ROAD, DIXON, IL 61021
TOLL FREE: 800.651.7445 • FAX: 905.335.1829 • EMAIL: INFO@FMSIINC.COM • WEBSITE: FMSIINC.COM



Wheel Nuts

Over 80 New Part Numbers!

All Wheel Nuts Available in 5pk, 10pk & 25pk

Example: 3841-5 3841-10 3841-25 *Priced Per Package

M10 x 1.25

| | | | | |
|--|---|--|--|---|
| <p>Part # 3841</p>  <p>Chrome Acorn M10 x 1.25 Hex: 17mm Length 21mm Solid Steel</p> <p>Dorman: 611-096 Papco: 559-060</p> | <p>Part # 3842</p>  <p>Chrome Acorn M10 x 1.25 Hex: 19mm Length 35mm Solid Steel</p> <p>Dorman: N/A Papco: N/A</p> | <p>Part # 3801</p>  <p>Zinc Standard M12 x 1.25 Hex: 21mm Length 16mm Solid Steel</p> <p>Dorman: 611-065 Papco: 559-125</p> | <p>Part # 3813</p>  <p>Chrome Acorn M12 x 1.25 Hex: 21mm Length 35mm Solid Steel</p> <p>Dorman: 611-099 Papco: 559-065</p> | <p>Part # 3815</p>  <p>Chrome MAG Short M12 x 1.25 Hex: 21mm Length 37mm Solid Steel</p> <p>Dorman: 611-103 Papco: N/A</p> |
|--|---|--|--|---|

M12 x 1.25

| | | | | |
|--|---|---|--|--|
| <p>Part # 3827</p>  <p>Chrome Acorn M12 x 1.25 Hex: 19mm Length 35mm Solid Steel</p> <p>Dorman: 611-274 Papco: N/A</p> | <p>Part # 3831</p>  <p>Chrome Acorn Bulge M12 x 1.25 Hex: 21mm Length 35mm Solid Steel</p> <p>Dorman: 611-174 Papco: N/A</p> | <p>Part # 3836</p>  <p>Chrome MAG M12 x 1.25 Hex: 21mm Length 42mm Solid Steel</p> <p>Dorman: 611-107 Papco: 559-095</p> | <p>Part # 3850</p>  <p>Chrome Acorn M12 x 1.25 Hex: 21mm Length 29mm Solid Steel</p> <p>Dorman: 611-114 Papco: 559-114</p> | <p>Part # 3873</p>  <p>Zinc Standard M12 x 1.25 Hex: 19mm Length 16mm Solid Steel</p> <p>Dorman: 611-064 Papco: 559-064</p> |
|--|---|---|--|--|

M12 x 1.25

| | | | | |
|--|---|--|---|--|
| <p>Part # 3876</p>  <p>Chrome Acorn M12 x 1.25 Hex: 21mm Length 29mm Solid Steel</p> <p>Dorman: 611-076 Papco: 559-078</p> | <p>Part # 3885 use 3894</p>  <p>Chrome MAG M12 x 1.25 Hex: 21mm Solid Steel</p> | <p>Part # 3894</p>  <p>Chrome Dome Top M12 x 1.25 Hex: 21mm Length 38mm Solid Steel</p> <p>Dorman: 611-210, 611-241, 611-294 Dorman: 611-119 Papco: N/A</p> | <p>Part # 6108</p>  <p>Chrome Open Bulge M12 x 1.25 Hex: 19mm Length 21mm Solid Steel</p> <p>Dorman: 611-260 Papco: N/A</p> | <p>Part # 6109</p>  <p>Chrome MAG Cragar M12 x 1.25 Hex: 21mm Length 57mm Solid Steel</p> <p>Dorman: 611-265 Papco: N/A</p> |
|--|---|--|---|--|

M12 x 1.25

| | | | | |
|--|---|--|---|--|
| <p>Part # 6132</p>  <p>Chrome Acorn Bulge M12 x 1.25 Hex: 17mm Length 28mm Solid Steel</p> <p>Dorman: 611-966 Papco: N/A</p> | <p>Part # 6136</p>  <p>Chrome Acorn M12 x 1.25 Hex: 21mm Length 42mm Solid Steel</p> <p>Dorman: 611-254 Papco: N/A</p> | <p>Part # 6144</p>  <p>Chrome Locking M12 x 1.25 Hex: Length 36mm Solid Steel</p> <p>Dorman: N/A Papco: N/A</p> | <p>Part # 3804</p>  <p>Zinc Standard M12 x 1.50 Hex: 19mm Length 16mm Solid Steel</p> <p>Dorman: 611-062 Papco: 559-150</p> | <p>Part # 3805</p>  <p>Chrome Acorn M12 x 1.50 Hex: 19mm Length 35mm Solid Steel</p> <p>Dorman: 611-089 Dorman: 611-074, 611-084, 611-324, Dorman: 611-090 Papco: 559-190</p> |
|--|---|--|---|--|

M12 x 1.50

| | | | | |
|--|---|--|---|--|
| <p>Part # 3828</p>  <p>Chrome Acorn M12 x 1.50 Hex: 21mm Length 35mm Solid Steel</p> <p>Dorman: 611-133 Papco: N/A</p> | <p>Part # 3832</p>  <p>Chrome Acorn Bulge M12 x 1.50 Hex: 21mm Length 35mm Solid Steel</p> <p>Dorman: 611-182 Papco: N/A</p> | <p>Part # 3837</p>  <p>Chrome Retainer M12 x 1.50 Hex: 21mm Length 31mm Solid Steel</p> <p>Dorman: 611-205 Papco: N/A</p> | <p>Part # 3838</p>  <p>Chrome Open Bulge M12 x 1.50 Hex: 19mm Length 21mm Solid Steel</p> <p>Dorman: 611-183 Papco: N/A</p> | <p>Part # 3840</p>  <p>Zinc Retainer M12 x 1.50 Hex: 19mm Length 28mm Solid Steel</p> <p>Dorman: 611-207 Papco: N/A</p> |
|--|---|--|---|--|

Note: Installers are required to determine correct thread size, outside wrench diameter, overall length and seat style (where lug nut meets rim)

Wheel Nuts

Over 80 New Part Numbers!



M12 x 1.50

| | | | | |
|---|--|---|---|--|
| <p>Part # 3844</p>  <p>Chrome Open Bulge M12 x 1.50 Hex: 19mm Length 23mm Solid Steel</p> <p>Dorman: 611-235 Papco: 559-163</p> | <p>Part # 3845</p>  <p>Chrome Dome Top M12 x 1.50 Hex: 19mm Length 37mm Solid Steel</p> <p>Dorman: 611-136 Papco: 559-190</p> | <p>Part # 3846</p>  <p>Zinc External Thread M12 x 1.50 Hex: 19mm Length 28mm Solid Steel</p> <p>Dorman: 611-109 Papco: 559-191</p> | <p>Part # 3847</p>  <p>Chrome Flat Top M12 x 1.50 Hex: 19mm Length 42mm Solid Steel</p> <p>Dorman: 611-181 Papco: 559-181</p> | <p>Part # 3848</p>  <p>Zinc Standard M12 x 1.50 Hex: 21mm Length 16mm Solid Steel</p> <p>Dorman: 611-066 Papco: 559-172</p> |
|---|--|---|---|--|

M12 x 1.50

| | | | | |
|---|---|---|--|--|
| <p>Part # 3849</p>  <p>Chrome Acorn Flange M12 x 1.50 Hex: 19mm Length 35mm Solid Steel</p> <p>Dorman: 611-238 Dorman: 611-208 Papco: 559-138</p> | <p>Part # 3861</p>  <p>Chrome MAG M12 x 1.50 Hex: 21mm Length 38mm Solid Steel</p> <p>Dorman: 611-117 / 611-211 Dorman: 611-220 Papco: 559-117</p> | <p>Part # 3869</p>  <p>Chrome Acorn M12 x 1.50 Hex: 21mm Length 26mm Solid Steel</p> <p>Dorman: 611-215 Papco: 559-141</p> | <p>Part # 3872</p>  <p>Chrome MAG (Toy/Lex) M12 x 1.50 Hex: 21mm Length 48mm Solid Steel</p> <p>Dorman: 611-167 Dorman: 611-212 Papco: 559-167</p> | <p>Part # 3875</p>  <p>Chrome Open Bulge M12 x 1.50 Hex: 19mm Length 24mm Solid Steel</p> <p>Radius Ball Seat Dorman: 611-075 Papco: N/A</p> |
|---|---|---|--|--|

M12 x 1.50

| | | | | |
|--|---|---|---|--|
| <p>Part # 3877</p>  <p>Chrome Acorn M12 x 1.50 Hex: 21mm Length 35mm Solid Steel</p> <p>Dorman: 611-100 Papco: 559-075</p> | <p>Part # 3878</p>  <p>Chrome Acorn Bulge M12 x 1.50 Hex: 19mm Length 19mm Solid Steel</p> <p>Radius Ball Seat Dorman: 611-144 Papco: N/A</p> | <p>Part # 3879</p>  <p>Chrome Acorn Bulge M12 x 1.50 Hex: 19mm Length 30mm Solid Steel</p> <p>Radius Ball Seat Dorman: 611-201 Papco: N/A</p> | <p>Part # 3892</p>  <p>Chrome Modified Acorn M12 x 1.50 Hex: 21mm Length 29mm Solid Steel</p> <p>Dorman: 711-312 Papco: N/A</p> | <p>Part # 3897</p>  <p>Chrome Retainer M12 x 1.50 Hex: 21mm Length 26mm Solid Steel</p> <p>Dorman: 611-219 Papco: N/A</p> |
|--|---|---|---|--|

M12 x 1.50

| | | | | |
|---|--|--|---|---|
| <p>Part # 3899</p>  <p>Zinc Retainer M12 x 1.50 Hex: 19mm Length 26mm Solid Steel</p> <p>Dorman: 611-226 Papco: N/A</p> | <p>Part # 4683</p>  <p>Zinc External Thread M12 x 1.50 Hex: 19mm Length 31.25mm Solid Steel</p> <p>Dorman: 611-150 Papco: 559-192</p> | <p>Part # 6100</p>  <p>Zinc Open Bulge M12 x 1.50 Hex: 19mm Length 28mm Solid Steel</p> <p>Dorman: 611-227 Papco: N/A</p> | <p>Part # 6101</p>  <p>Chrome Retainer M12 x 1.50 Hex: 19mm Length 37mm Solid Steel</p> <p>Dorman: 611-229 Papco: N/A</p> | <p>Part # 6104</p>  <p>Chrome Acorn M12 x 1.50 Hex: 21mm Length 33mm Solid Steel</p> <p>Dorman: 611-209 Dorman: 611-238 Papco: N/A</p> |
|---|--|--|---|---|

M12 x 1.50

| | | | | |
|---|---|---|--|---|
| <p>Part # 6105</p>  <p>Zinc Open Bulge M12 x 1.50 Hex: 19mm Length 24mm Solid Steel</p> <p>Radius Ball Seat Dorman: 611-239 Papco: N/A</p> | <p>Part # 6112</p>  <p>Chrome Acorn Bulge M12 x 1.50 Hex: 19mm Length 39mm Solid Steel</p> <p>Dorman: 611-284 Papco: N/A</p> | <p>Part # 6113</p>  <p>Chrome Acorn Bulge M12 x 1.50 Hex: 19mm Length 63mm Solid Steel</p> <p>Dorman: 611-286 Papco: N/A</p> | <p>Part # 6117</p>  <p>Chrome Acorn Bulge M12 x 1.50 Hex: 19mm Length 35mm Solid Steel</p> <p>Radius Ball Seat Dorman: 611-138 Dorman: 711-300 Papco: N/A</p> | <p>Part # 6119</p>  <p>Chrome Acorn M12 x 1.50 Hex: 19mm Length 32mm Solid Steel</p> <p>Dorman: 611-221 / 611-303 Dorman: 611-301 Papco: 559-087</p> |
|---|---|---|--|---|

Note: Installers are required to determine correct thread size, outside wrench diameter, overall length and seat style (where lug nut meets rim)



Wheel Nuts

Over 80 New Part Numbers!

M12 x 1.50

| | | | | |
|--|--|--|--|---|
| Part # 6121  Chrome Retainer M12 x 1.50 Hex: 19mm Length 37mm Solid Steel Dorman: 611-306 Papco: N/A | Part # 6122  Chrome Dome Top M12 x 1.50 Hex: 19mm Length 31mm Solid Steel Dorman: 611-090 Dorman: 611-307 Papco: N/A | Part # 6123  Zinc External Thread M12 x 1.50 Hex: 21mm Length 35mm Solid Steel Dorman: 611-308 Papco: N/A | Part # 6124  Chrome Standard M12 x 1.50 Hex: 19mm Length 20mm Solid Steel Dorman: 611-312 Papco: N/A | Part # 6126  Chrome Retainer M12 x 1.50 Hex: 21mm Length 33mm Solid Steel Dorman: 611-316 Papco: N/A |
|--|--|--|--|---|

M12 x 1.50

| | | | | |
|---|--|---|---|--|
| Part # 6137  Chrome Acorn Bulge M12 x 1.50 Hex: 19mm Length 38mm Solid Steel Dorman: 611-263 Papco: N/A | Part # 6140  Chrome MAG M12 x 1.50 Hex: 21mm Length 36mm Solid Steel Dorman: 611-104 Papco: N/A | Part # 6145  Chrome Locking M12 x 1.50 Hex: Length 36mm Solid Steel 60° angle seat Dorman: N/A Papco: N/A | Part # 6146  Chrome MAG M12 x 1.50 Hex: 21mm Length 42mm Solid Steel Dorman: 611-108 Papco: N/A | Part # 6150  Chrome Acorn Bulge M12 x 1.50 Hex: 19mm Length 38mm Solid Steel Dorman: N/A Papco: N/A |
|---|--|---|---|--|

M12 x 1.50

M12 x 1.75

M14 x 1.50

| | | | | |
|--|---|--|--|--|
| Part # 6157  Chrome Dome Top M12 x 1.50 Hex: 17mm Length 35mm Solid Steel Dorman: N/A Papco: N/A | Part # 3862  Black Flange Flat M12 x 1.75 Hex: 19mm Length 23mm Solid Steel Dorman: 611-172 Papco: 559-174 | Part # 3806  Chrome Acorn M14 x 1.50 Hex: 19mm Length 35mm Solid Steel Dorman: N/A Papco: N/A | Part # 3809  Chrome Dome Top M14 x 1.50 Hex: 21mm Length 38mm Solid Steel Dorman: 611-007 Papco: N/A | |
|--|---|--|--|--|

M14 x 1.50

| | | | | |
|--|--|---|---|--|
| Part # 3810  Easier fit on some rims Chrome Dome Top M14 x 1.50 Hex: 21mm Length 42mm Solid Steel Diameter: 29.4mm Dorman: 611-008 Papco: N/A | Part # 3810W  OE size Chrome Dome Top M14 x 1.50 Hex: 21mm Length 42mm Solid Steel Diameter: 31mm Dorman: 611-008 Papco: N/A | Part # 3812  Zinc Standard M14 x 1.50 Hex: 22mm Length 15mm Solid Steel Dorman: 611-147 Papco: N/A | Part # 3818  Chrome Acorn M14 x 1.50 Hex: 23mm Length 30mm Solid Steel Dorman: 611-118 Papco: N/A | Part # 3833  Chrome Acorn Bulge M14 x 1.50 Hex: 21mm Length 35mm Solid Steel Dorman: 611-186 Papco: N/A |
|--|--|---|---|--|

M14 x 1.50

| | | | | |
|--|---|---|--|---|
| Part # 3834  Chrome Duplex Acorn M14 x 1.50 Hex: 22mm Length 47mm Solid Steel Dorman: 611-187 Papco: N/A | Part # 3839  Zinc Open Bulge M14 x 1.50 Hex: 22mm Length 26mm Solid Steel Dorman: 611-979 Papco: N/A | Part # 3843  Zinc Open Bulge M14 x 1.50 Hex: 22mm Length 21mm Solid Steel Dorman: 611-110 Papco: N/A | Part # 3855  Zinc External Thread M14 x 1.50 Hex: 22mm Length 30mm Solid Steel Dorman: 611-149 Dorman: 611-115 Papco: N/A | Part # 3880  Chrome Dome Top M14 x 1.50 Hex: 21mm Length 37mm Solid Steel Dorman: 611-258 Papco: N/A |
|--|---|---|--|---|

Note: Installers are required to determine correct thread size, outside wrench diameter, overall length and seat style (where lug nut meets rim)

Wheel Nuts

Over 80 New Part Numbers!



M14 x 1.50

| | | | | |
|---|---|--|--|--|
| <p>Part # 3886</p>  <p>Chrome Open Bulge M14 x 1.50 Hex: 19mm Length 21mm Solid Steel</p> <p>Dorman: 711-606 Papco: N/A</p> | <p>Part # 3887</p>  <p>Chrome Acorn Bulge M14 x 1.50 Hex: 22mm Length 45mm Solid Steel</p> <p>Dorman: 611-236 Papco: 559-236</p> | <p>Part # 3888</p>  <p>Chrome Dome Top M14 x 1.50 Hex: 22mm Length 39mm Solid Steel</p> <p>Dorman: 611-011 Dorman: 611-330 Papco: N/A</p> | <p>Part # 3890</p>  <p>Chrome MAG M14 x 1.50 Hex: 21mm Length 43mm Solid Steel</p> <p>Dorman: 611-259 Papco: 559-259</p> | <p>Part # 3891</p>  <p>Chrome Acorn Bulge M14 x 1.50 Hex: 22mm Length 28mm Solid Steel</p> <p>Radius Ball Seat</p> <p>Dorman: 611-327 Papco: N/A</p> |
|---|---|--|--|--|

M14 x 1.50

| | | | | |
|---|---|---|---|--|
| <p>Part # 6106</p>  <p>Black Flange Flat M14 x 1.50 Hex: 21mm Length 21mm Solid Steel</p> <p>Dorman: 611-246 Papco: N/A</p> | <p>Part # 6111</p>  <p>Chrome MAG M14 x 1.50 Hex: 22mm Length 42mm Solid Steel</p> <p>Dorman: 611-279 Papco: N/A</p> | <p>Part # 6118</p>  <p>Chrome Flange Flat M14 x 1.50 Hex: 21mm Length 53mm Solid Steel</p> <p>Dorman: 611-302 Papco: N/A</p> | <p>Part # 6120</p>  <p>Zinc Open Bulge M14 x 1.50 Hex: 21mm Length 26mm Solid Steel</p> <p>Dorman: 611-304 Papco: N/A</p> | <p>Part # 6125</p>  <p>Chrome Acorn Bulge M14 x 1.50 Hex: 22mm Length 34mm Solid Steel</p> <p>Radius Ball Seat</p> <p>Dorman: 611-313 Papco: N/A</p> |
|---|---|---|---|--|

M14 x 1.50

| | | | | |
|--|---|---|---|---|
| <p>Part # 6129</p>  <p>Chrome MAG Short M14 x 1.50 Hex: 22mm Length 35mm Solid Steel</p> <p>Dorman: 611-278 Papco: N/A</p> | <p>Part # 6130</p>  <p>Chrome Acorn Bulge M14 x 1.50 Hex: 22mm Length 34mm Solid Steel</p> <p>Dorman: 611-331 Dorman: 611-152 Papco: N/A</p> | <p>Part # 6131</p>  <p>Chrome Acorn M14 x 1.50 Hex: 21mm Length 36mm Solid Steel</p> <p>Dorman: 711-609 Papco: N/A</p> | <p>Part # 6149</p>  <p>External Thread Flange Flat M14 x 1.50 Hex: 22mm Length 34mm Solid Steel</p> <p>Dorman: 611-202 Papco: N/A</p> | <p>Part # 6151</p>  <p>Land Rover Chrome Flat Top M14 x 1.50 Hex: 22mm Length 44.5mm Solid Steel</p> <p>Dorman: 611-297 Papco: N/A</p> |
|--|---|---|---|---|

M14 x 1.50

Part # 6152



Land Rover
Black Flat Top
M14 x 1.50
Hex: 22mm
Length 44.5mm
(Black)
Solid Steel

Dorman: 611-297(BK) Papco: N/A

Part # 6153



Steel Wheel
Standard Wheel Nut
M14 x 1.50
Hex: 19mm
Length 18.4mm
Solid Steel

Dorman: N/A Papco: N/A

Part # 6155



Toyota/Lexus
Chrome Mag Duplex Acorn
M14 x 1.50
Hex: 22mm
Length 46mm
Solid Steel

Dorman: 611-277 Papco: N/A

M14 x 2.0

Part # 3856



Black Flange Flat
M14 x 2.0
Hex: 21mm
Length 26mm
Solid Steel

Dorman: 611-196 Papco: 559-196

Part # 3857



Chrome Dome Top
M14 x 2.0
Hex: 21mm
Length 52mm
Solid Steel

Dorman: 611-206 Papco: 559-306

M14 x 2.0

Part # 3864



Chrome Wire Wheel
M14 x 2.0
Hex: 21mm
Length 31mm
Solid Steel

Dorman: 611-223 Papco: 559-323

Part # 3865



Grey Plastic Cap
M24 x 2.0
Hex: 19mm
Length 33mm

Dorman: 611-637 / 711-023
Dorman: 611-621 Papco: 559-211

Part # 3866



Black Plastic Cap
M27 x 2.0
Hex: 22mm
Length 45mm

Dorman: 611-622 / 711-025 / 711-026
Dorman: 611-620 Papco: 559-202

Part # 3867



Black Plastic Cap
M24 x 2.0
Hex: 19mm
Length 33mm

Dorman: 611-634 / 611-620 / 711-022
Dorman: 611-642 Papco: 559-220

Part # 3868



Chrome Acorn Bulge
M14 x 2.0
Hex: 21mm
Length 54mm
Solid Steel

Dorman: 611-288 Papco: N/A

Note: Installers are required to determine correct thread size, outside wrench diameter, overall length and seat style (where lug nut meets rim)



Wheel Nuts

Over 80 New Part Numbers!

M14 x 2.0

| | | | | |
|--|--|---|--|--|
| Part # 3871  Chrome Acorn Bulge M14 x 2.0 Hex: 21mm Length 35mm Solid Steel Dorman: N/A Papco: N/A | Part # 3881  Chrome Acorn Bulge M14 x 2.0 Hex: 19mm Length 50mm Solid Steel Dorman: 711-1005 Papco: N/A | Part # 3893  Chrome Acorn Bulge M14 x 2.0 Hex: 21mm Length 54mm Solid Steel Dorman: 611-288 Papco: N/A | Part # 6102  Chrome Flange Flat M14 x 2.0 Hex: 21mm Length 45mm Solid Steel Dorman: 611-230 Papco: N/A | Part # 6114  Chrome Dome Top M14 x 2.0 Hex: 21mm Length 63mm Solid Steel Dorman: 611-290 Papco: N/A |
|--|--|---|--|--|

1/2" - 20

| | | | | |
|--|---|--|---|---|
| Part # 3802  Zinc Standard 1/2" - 20 Hex: 13/16" Length 0.62" Solid Steel Dorman: 611-016, 611-031, 611-267, Dorman: 611-121 Papco: 559-016 | Part # 3803  Zinc Standard 1/2" - 20 Hex: 3/4" Length 0.55" Solid Steel Dorman: 611-027 Papco: 559-027 | Part # 3807  Chrome Acorn 1/2" - 20 Hex: 3/4" Length 1.37" Solid Steel Dorman: 611-091 Papco: N/A | Part # 3814  Chrome MAG Short 1/2" - 20 Hex: 13/16" Length 1.46" Solid Steel Dorman: 611-102 Papco: N/A | Part # 3816  Chrome MAG Long 1/2" - 20 Hex: 13/16" Length 1.67" Solid Steel Dorman: 611-106 Papco: N/A |
|--|---|--|---|---|

1/2" - 20

| | | | | |
|---|---|---|--|---|
| Part # 3819 use# 3807  Chrome Dome Top 1/2" - 20 Hex: 3/4" Length 1.33" Solid Steel Dorman: 611-325 Dorman: 611-122 Papco: N/A | Part # 3821  Chrome Dome Top 1/2" - 20 Hex: 13/16" Length 2.04" Solid Steel Dorman: 611-143 Papco: N/A | Part # 3824  Chrome Open Bulge 1/2" - 20 Hex: 3/4" Length 0.82" Solid Steel Dorman: 611-154 Papco: N/A | Part # 3825  Chrome Duplex Acorn 1/2" - 20 Hex: 7/8" Length 1.85" Solid Steel Dorman: 611-155 Papco: N/A | Part # 3826  Chrome MAG Duplex 1/2" - 20 Hex: 7/8" Length 1.84" Solid Steel Dorman: 611-156 Papco: N/A |
|---|---|---|--|---|

1/2" - 20

| | | | | |
|--|---|---|---|--|
| Part # 3835  Zinc Retainer 1/2" - 20 Hex: 13/16" Length 1.10" Solid Steel Dorman: 611-197 Papco: N/A | Part # 3852  Chrome Dome Top 1/2" - 20 Hex: 3/4" Length 1.57" Solid Steel Dorman: 611-094 Papco: 558-094 | Part # 3859  Zinc Wire Wheel 1/2" - 20 Hex: 3/4" Length 1.25" Solid Steel Papco: 558-171 Dorman: 611-199 Papco: 558-199 | Part # 3860  Zinc Bulge 1/2" - 20 Hex: 13/16" Length 0.83" Solid Steel Dorman: 611-093 Papco: 558-162 | Part # 3863  Chrome Acorn 1/2" - 20 Hex: 13/16" Length 1.38" Solid Steel Dorman: 611-098 Papco: N/A |
|--|---|---|---|--|

1/2" - 20

| | | | | |
|---|---|---|--|--|
| Part # 3870  Chrome Acorn Bulge 1/2" - 20 Hex: 13/16" Length 1.38" Solid Steel Dorman: 611-073, 611-123 Dorman: 611-153 Papco: N/A | Part # 3874  Chrome Acorn Bulge 1/2" - 20 Hex: 13/16" Length 1.50" Solid Steel Dorman: 611-292, 611-153, 611-251 Dorman: 611-071 Papco: 558-071 | Part # 6115  Chrome Dome Top 1/2" - 20 Hex: 13/16" Length 1.50" Solid Steel Dorman: 611-292 Papco: 558-292 | Part # 6143  Chrome MAG Locking 1/2" - 20 Hex: 1.50" Solid Steel Dorman: N/A Papco: N/A | Part # 3800  Zinc Standard 7/16" - 20 Hex: 3/4" Length 0.55" Solid Steel Dorman: 611-014 Papco: 558-014 |
|---|---|---|--|--|

7/16" - 20

Note: Installers are required to determine correct thread size, outside wrench diameter, overall length and seat style (where lug nut meets rim)




Wheel Nuts

Over 80 New Part Numbers!

Wheel Nut Hardware Cautions



| 7/16" - 20 | | | 9/16" - 18 | | |
|---|--|--|--|---|--|
| Part # 3808  Chrome Acorn 7/16" - 20 Hex: 3/4" Length 1.22" Solid Steel Dorman: N/A Papco: N/A | Part # 3817  Chrome Acorn 7/16" - 20 Hex: 13/16" Length 1.35" Solid Steel Dorman: 611-097 Papco: N/A | Part # 6139  Chrome MAG 7/16" - 20 Hex: 13/16" Length 1.58" Solid Steel Dorman: 611-105 Papco: N/A | Part # 6142  Chrome MAG Locking 7/16" - 20 Hex: 1.50" Length 1.50" Solid Steel Dorman: N/A Papco: N/A | Part # 3811  Zinc Standard 9/16" - 18 Hex: 7/8" Length 0.75" Solid Steel Dorman: 611-052 Papco: 588-100 | |

| 9/16" - 18 | | | | |
|--|---|--|--|---|
| Part # 3829  Zinc Open Bulge 9/16" - 18 Hex: 15/16" Length 1.03" Solid Steel Dorman: 611-162 Papco: 558-062 | Part # 3830  Chrome Duplex Acorn 9/16" - 18 Hex: 7/8" Length 1.87" Solid Steel Dorman: 611-170 Papco: N/A | Part # 3851  Chrome Dometop Bulge 9/16" - 18 Hex: 7/8" Length 1.50" Solid Steel Dorman: 611-204 Papco: 558-204 | Part # 3884  Black Flange Flat 9/16" - 18 Hex: 7/8" Length 1.06" Solid Steel Dorman: 611-127 Papco: 558-127 | Part # 6116  Black Flange Flat 9/16" - 18 Hex: 15/16" Length 1.10" Solid Steel Dorman: 611-296 Papco: 558-296 |

Wheel Nut Hardware Cautions:









Vehicle wheel nut hardware should always be inspected for wear and damage and replaced if necessary. Always ensure wheel mating surfaces are clean and wheel nuts are torqued to manufacturer's specifications to ensure optimal wheel clamping force.

To ensure the correct wheel nut hardware is installed on O.E.M. wheels, the most current FMSI Wheel Nut & Caps Application Guide should be utilized. FMSI does not accept any liability for errors in applications as result of incorrect part number selection, cross referencing or a "make fit" type fitment. Installing FMSI hardware based on cross referencing or "guessing" is done solely at the installer's risk.

Care must be taken when installing new wheel nuts on original equipment or aftermarket (winter steel rims) to insure the correct style wheel nut is used. Please review the various styles of wheel nuts shown below to understand how they seat with the rim and why using the incorrect wheel nut can result in serious damage to car and owner.

Checklist

1. Determine correct thread size of replacement wheel nut (12mm x 1.50, 1/2-20 etc.)
2. Determine that the replacement wheel nut has the same outside socket (wrench) size as the original wheel nut and is no shorter in the overall length.
3. Determine the seat style (where the wheel nut meets the rim) and insure the wheel nut you will be installing is the correct style for the rim, this can change when winter steel rims are installed on vehicles.

| | | |
|--|---|---|
| 3801  Solid steel, zinc OE chrome plated commonly used on steel rims (winter) (with 60°conical seat) | 3892  Modified Acorn (tapered Meg seal) with extended threads. Solid steel chrome plating (with 60°conical seat) | 3837  Retainer wheel nut. With a ridge or ring to hold a hub cap or a trim plate in place. Solid steel chrome plating (with 60°conical seat) |
| 6146  Mag Wheel Nut Solid Steel Chrome plating. Comes in short & long shunk & standard hex & long hex | 3846  Open end external thread wheel nut. accepts plastic cap (with 60°conical seat) | 6117  Retainer wheel nut. With a ridge or ring to hold a hub cap or a trim plate in place. Solid steel chrome plating (with radius/ball seat) |
| 3841  Solid steel, chrome plated short acorn style Confirm length before replacing (with 60°conical seat) | 3856  Flanged flat wheel nut (with flat seat) | 3878  Chrome bulge nut (with rounded ball seat) |
| 3843  Open end solid steel bulge nut (with 60°conical seat) | 6102  Flanged flat solid steel wheel nut Chrome plating | 3879  Acorn Bulge solid steel chrome / Zinc plated wheel nut Confirm length before replacing (with radius/ball seat) |
| 3875  Chrome Acorn nut (with rounded ball seat) | 3805  Acorn Bulge solid steel chrome / Zinc plated wheel nut Confirm length before replacing (with 60°conical seat) | 3868  Ford Acorn Bulge solid steel chrome plated wheel nut Confirm length before replacing (with 60°conical seat) |

Note: Installers are required to determine correct thread size, outside wrench diameter, overall length and seat style (where lug nut meets rim)



Wheel Nut Assortments

Great coverage for all your needs!

PART NUMBER

0134



100
PCS

100 Piece Assortment - contains 6 of the most popular chrome acorn & external thread wheel nuts

PART NUMBER

0483



48
PCS

48 Piece Assortment - contains 5 of the most popular chrome acorn & external thread wheel nuts

PART NUMBER

0171



320
PCS

320 Piece Wheel Nut Assortment - 24 part numbers with coverage for many popular vehicles

PART NUMBER

0172

Over **75%**
Coverage



910
PCS

910 Piece Wheel Nut Assortment
Over 75% coverage

40 Hole Bin Included

PART NUMBER

0176

Top quality wheel nuts to keep your wheels looking good



242
PCS

TOP 15
SOLID STEEL
WHEEL NUTS

Assortment of Popular Wheel Nuts
- Packaged in 24 hole metal bin

PART NUMBER

0177

- Top 40 Wheel Nuts
- Packaged in 40 hole metal bin
- Includes location labels



630
PCS

40 Hole Bin Included

PART NUMBER

0173

Coverage for:
General Motors, Ford,
Chrysler, Toyota, Lexus,
Honda, Acura, Mazda,
Nissan, Infiniti, Subaru,
Scion, Mitsubishi, Kia,
Hyundai

72 Hole Bin Included

over

1100
PCS

Over **80%**
Coverage



FMSI's most comprehensive Wheel Nut Assortment. Over 1100 pieces with coverage for standard, solid steel, chrome acorn, stainless steel, ball seat, external thread, bulge, domed & flat face.



SOCKET SETS & CHROME ACORN WHEEL NUTS ASSORTMENT

CR-MO CHROMIUM MOLYBDENUM HEAT HARDENED ALLOY STEEL,
STRONGER THAN CARBON STEEL, STAINLESS STEEL AND VERY RESISTANT TO RUST

PART NUMBER

1201

Rim Protector Sleeved Wheel Nut Socket Set

This 1/2" Thin Wall Deep Wheel Protector Impact Socket Set. Its 360° Non-scratch Nylon sleeve and insert protect bolt tops, wheel rims, and lug nuts from scratches during use. It is Color-Coded, Thin-walled, Non-marring, and Laser etched. This set comes with a heavy duty plastic blow-molded carrying case for easy transport, simple storage, and quick organization.

| | | |
|---|---|------|
| 1 | - | 17MM |
| 2 | - | 19MM |
| 3 | - | 21MM |
| 4 | - | 22MM |



4 PCS

PART NUMBER

1202

Over Under Flip Socket Set

5 piece set of "flip" socket with extension, offering 2 hex sizes in one socket for the removal of inflated, warped and mangled chrome-cap style lug nuts found on most GM, Ford, Chrysler, Toyota, Honda, Range Rover and others. This set includes a 1/2" drive extension, no.4221-18.5mm/19.5mm, No.A168-19Mm/21Mm, No.1799-21Mm/21.5Mm And no.4222-22mm/22.5mm "Flip" sockets. Use with 1/2" drive. Impact quality with a black finish.

| | | |
|---|---|-----------------|
| 1 | - | 22MM - 22.5MM |
| 2 | - | 21MM - 21.5MM |
| 3 | - | 18.5MM - 19.5MM |
| 4 | - | 17MM - 19MM |
| 5 | - | 3" EXTENSION |



5 PCS

PART NUMBER

1203

Wheel Lock & Damaged Wheel Nut Remover Socket Set

Removes missing Key wheel locks, rounded, stripped, seized wheel nuts

- 1/2" Square Drive. Will fit any 1/2" ratchet or bar.
- Sizes: 17mm, 18.5mm, 20mm, 21.5mm, 23mm, 24.5mm and 26mm.
- Manufactured from chrome molybdenum steel.
- Supplied in a blow molded case.



8 PCS

PART NUMBER

1204K

= #1201 + #1202 + #1203 + #3805-5(x10)

- Rim Protector Sleeved Wheel Nut Socket Set +
- Over Under Flip Socket Set +
- Wheel Lock & Damaged Wheel Nut Remover Socket Set +
- 3805-5 (x10) - One Piece Solid Chrome Wheel Nut
12MM x 1.5 x 19MM HEX x 35MM



4pcs



5pcs



8pcs



50pcs

67 PCS

FMSI EDELMANN FITTINGS

PROBLEM SOLVING AUTOMOTIVE HARDWARE

CANADA OFFICE: 1070 HERITAGE ROAD, BURLINGTON, ON L7L4X9 • USA OFFICE: 1550 FRANKLIN GROVE ROAD, DIXON, IL 61021
TOLL FREE: 800.651.7445 • FAX: 905.335.1829 • EMAIL: INFO@FMSIINC.COM • WEBSITE: FMSIINC.COM

rev-DG-11-30-22

INDEX

| | |
|------------------------|------------|
| WHEEL NUTS | PAGE 2-6 |
| HARDWARE CAUTIONS | PAGE 6 |
| WHEEL NUTS ASSORTMENTS | PAGE 7-8 |
| INDEX | PAGE 9 |
| ACURA | PAGE 10 |
| BUICK | PAGE 10-12 |
| CADILLAC | PAGE 12-13 |
| CHEVROLET | PAGE 13-17 |
| CHRYSLER | PAGE 17-21 |
| DODGE | PAGE 21-24 |
| FORD | PAGE 24-30 |
| GMC | PAGE 30-33 |
| HONDA | PAGE 33-35 |
| HUMMER | PAGE 35 |
| HYUNDAI | PAGE 35-37 |
| INFINITI | PAGE 37-39 |
| ISUZU | PAGE 39-40 |
| JEEP | PAGE 40-41 |
| KIA | PAGE 41-42 |
| LANDROVER | PAGE 42 |
| LEXUS | PAGE 42-45 |
| LINCOLN | PAGE 45-46 |
| MAZDA | PAGE 46-48 |
| MERCURY | PAGE 48-49 |
| MINI | PAGE 49-50 |
| NISSAN | PAGE 50-53 |
| PLYMOUTH | PAGE 53 |
| PONTIAC | PAGE 53-55 |
| RAM | PAGE 55 |
| SAAB | PAGE 55 |
| SATURN | PAGE 55-56 |
| SCION | PAGE 56 |
| SUBARU | PAGE 56-57 |
| SUZUKI | PAGE 57 |
| TOYOTA | PAGE 57-61 |
| VOLKSWAGON | PAGE 61 |
| VOLVO | PAGE 61 |

| MAKE | MODEL | YEAR | PART # | STYLE | FINISH | THREAD | HEX | LENGTH |
|-------|--------|-----------|--------|--|--------|-------------|------|--------|
| Acura | CL | 2001 | 3875 | Acorn Bulge | Ch | 12MM X 1.50 | 19MM | 24MM |
| Acura | CL | 2002-2003 | 3879 | Acorn Bulge | Ch | 12MM X 1.50 | 19MM | 30MM |
| Acura | ILX | 2013-2018 | 3875 | Acorn Bulge | Ch | 12MM X 1.50 | 19MM | 24MM |
| Acura | ILX | 2020-2022 | 3875 | Acorn Bulge | Ch | 12MM X 1.50 | 19MM | 24MM |
| Acura | ILX | 2013-2018 | 3879 | Acorn Bulge | Ch | 12MM X 1.50 | 19MM | 30MM |
| Acura | ILX | 2020-2022 | 3879 | Acorn Bulge | Ch | 12MM X 1.50 | 19MM | 30MM |
| Acura | ILX | 2013-2015 | 6117 | Dome Top Bulge Retainer | Ch | 12MM X 1.50 | 19MM | 35MM |
| Acura | MDX | 2014-2016 | 3875 | Acorn Bulge | Ch | 12MM X 1.50 | 19MM | 24MM |
| Acura | MDX | 2017-2019 | 3878 | Open Bulge | Ch | 12MM X 1.50 | 19MM | 19MM |
| Acura | MDX | 2001-2016 | 3879 | Acorn Bulge | Ch | 12MM X 1.50 | 19MM | 30MM |
| Acura | MDX | 2010-2013 | 3891 | Acorn Bulge | Ch | 14MM X 1.50 | 22MM | 28MM |
| Acura | MDX | 2017-2018 | 3891 | Acorn Bulge | Ch | 14MM X 1.50 | 22MM | 28MM |
| Acura | MDX | 2020 | 3891 | Acorn Bulge | Ch | 14MM X 1.50 | 22MM | 28MM |
| Acura | MDX | 2022-2023 | 3891 | Acorn Bulge | Ch | 14MM X 1.50 | 22MM | 28MM |
| Acura | MDX | 2007-2009 | 6125 | Acorn Bulge | Ch | 14MM X 1.50 | 22MM | 34MM |
| Acura | NSX | 2000-2005 | 3875 | Acorn Bulge | Ch | 12MM X 1.50 | 19MM | 24MM |
| Acura | RDX | 2007-2017 | 3875 | Acorn Bulge | Ch | 12MM X 1.50 | 19MM | 24MM |
| Acura | RDX | 2018 | 3879 | Acorn Bulge | Ch | 12MM X 1.50 | 19MM | 30MM |
| Acura | RDX | 2020-2023 | 3879 | Acorn Bulge | Ch | 12MM X 1.50 | 19MM | 30MM |
| Acura | RL | 2005-2008 | 3872 | Long Hex, Short MAG w/Washer | Ch | 12MM X 1.50 | 21MM | 48MM |
| Acura | RL | 2000-2004 | 3875 | Acorn Bulge | Ch | 12MM X 1.50 | 19MM | 24MM |
| Acura | RL | 2009-2012 | 6125 | Acorn Bulge | Ch | 14MM X 1.50 | 22MM | 34MM |
| Acura | RL | 2005-2008 | 6129 | Chrome MAG Short | Ch | 14MM X 1.50 | 22MM | 35MM |
| Acura | RLX | 2014-2017 | 3891 | Acorn Bulge | Ch | 14MM X 1.50 | 22MM | 28MM |
| Acura | RLX | 2020 | 3891 | Acorn Bulge | Ch | 14MM X 1.50 | 22MM | 28MM |
| Acura | RSX | 2006 | 3844 | Open Bulge | Zi | 12MM X 1.50 | 19MM | 23MM |
| Acura | RSX | 2002-2006 | 3875 | Acorn Bulge | Ch | 12MM X 1.50 | 19MM | 24MM |
| Acura | RSX | 2006 | 6117 | Dome Top Bulge Retainer | Ch | 12MM X 1.50 | 19MM | 35MM |
| Acura | RSX | 2003-2006 | 6140 | Chrome MAG | Ch | 12MM X 1.50 | 21MM | 36MM |
| Acura | RSX | 2003-2006 | 6146 | Short MAG w/Washer | Ch | 12MM X 1.50 | 21MM | 42MM |
| Acura | TL | 2006-2008 | 3832 | Acorn Bulge | Ch | 12MM X 1.50 | 21MM | 35MM |
| Acura | TL | 2006 | 3844 | Open Bulge | Zi | 12MM X 1.50 | 19MM | 23MM |
| Acura | TL | 2008-2009 | 3844 | Open Bulge | Zi | 12MM X 1.50 | 19MM | 23MM |
| Acura | TL | 2004-2009 | 3875 | Acorn Bulge | Ch | 12MM X 1.50 | 19MM | 24MM |
| Acura | TL | 2000-2003 | 3879 | Acorn Bulge | Ch | 12MM X 1.50 | 19MM | 30MM |
| Acura | TL | 2009-2014 | 3891 | Acorn Bulge | Ch | 14MM X 1.50 | 22MM | 28MM |
| Acura | TL | 2007-2008 | 3892 | Modified Acorn | Ch | 12MM X 1.50 | 21MM | 29MM |
| Acura | TL | 2006-2008 | 6117 | Dome Top Bulge Retainer | Ch | 12MM X 1.50 | 19MM | 35MM |
| Acura | TL | 2006-2008 | 6140 | Chrome MAG | Ch | 12MM X 1.50 | 21MM | 36MM |
| Acura | TL | 2006-2008 | 6146 | Short MAG w/Washer | Ch | 12MM X 1.50 | 21MM | 42MM |
| Acura | TLX | 2015-2018 | 3875 | Acorn Bulge | Ch | 12MM X 1.50 | 19MM | 24MM |
| Acura | TLX | 2020-2023 | 3875 | Acorn Bulge | Ch | 12MM X 1.50 | 19MM | 24MM |
| Acura | TSX | 2004-2012 | 3832 | Acorn Bulge | Ch | 12MM X 1.50 | 21MM | 35MM |
| Acura | TSX | 2004-2012 | 3844 | Open Bulge | Zi | 12MM X 1.50 | 19MM | 23MM |
| Acura | TSX | 2009-2014 | 3875 | Acorn Bulge | Ch | 12MM X 1.50 | 19MM | 24MM |
| Acura | TSX | 2004-2012 | 3879 | Acorn Bulge | Ch | 12MM X 1.50 | 19MM | 30MM |
| Acura | TSX | 2004-2010 | 3892 | Modified Acorn | Ch | 12MM X 1.50 | 21MM | 29MM |
| Acura | TSX | 2010-2011 | 3892 | Modified Acorn | Ch | 12MM X 1.50 | 21MM | 29MM |
| Acura | TSX | 2011-2012 | 3892 | Modified Acorn | Ch | 12MM X 1.50 | 21MM | 29MM |
| Acura | TSX | 2012 | 3892 | Modified Acorn | Ch | 12MM X 1.50 | 21MM | 29MM |
| Acura | TSX | 2004-2012 | 6117 | Dome Top Bulge Retainer | Ch | 12MM X 1.50 | 19MM | 35MM |
| Acura | TSX | 2004-2012 | 6140 | Chrome MAG | Ch | 12MM X 1.50 | 21MM | 36MM |
| Acura | TSX | 2004-2012 | 6146 | Short MAG w/Washer | Ch | 12MM X 1.50 | 21MM | 42MM |
| Acura | ZDX | 2010-2012 | 3891 | Acorn Bulge | Ch | 14MM X 1.50 | 22MM | 28MM |
| Buick | Allure | 2010 | 3810 | Chrome Dome Top | Ch | 14MM X 1.50 | 21MM | 42MM |
| Buick | Allure | 2005-2009 | 3828 | Chrome Acorn | Ch | 12MM X 1.50 | 21MM | 35MM |
| Buick | Allure | 2006-2008 | 3832 | Acorn Bulge | Ch | 12MM X 1.50 | 21MM | 35MM |
| Buick | Allure | 2006-2008 | 3844 | Open Bulge | Ch | 12MM X 1.50 | 19MM | 23MM |
| Buick | Allure | 2005-2010 | 3845 | Chrome Dome Top | Ch | 12MM X 1.50 | 19MM | 37MM |
| Buick | Allure | 2005-2008 | 3846 | External Thread Solid Steel - Use 3865/7 Cap | Zi | 12MM X 1.50 | 19MM | 28MM |
| Buick | Allure | 2005-2008 | 3866 | Black Plastic Cap | Blk | 24MM X 2.0 | 22MM | 45MM |
| Buick | Allure | 2006-2008 | 3872 | Long Hex, Short MAG w/Washer | Ch | 12MM X 1.50 | 21MM | 48MM |
| Buick | Allure | 2005-2008 | 3877 | Chrome Acorn Nut | Ch | 12mm x 1.50 | 21mm | 35mm |
| Buick | Allure | 2006-2008 | 3892 | Modified Acorn | Ch | 12MM X 1.50 | 21MM | 29MM |
| Buick | Allure | 2006-2008 | 6117 | Dome Top Bulge Retainer | Ch | 12MM X 1.50 | 19MM | 35MM |
| Buick | Allure | 2005-2008 | 6137 | Chrome Acorn Bulge | Ch | 12MM X 1.50 | 19MM | 38MM |
| Buick | Allure | 2005-2008 | 6140 | Chrome MAG | Ch | 12MM X 1.50 | 21MM | 36MM |

BUICK

| MAKE | MODEL | YEAR | PART # | STYLE | FINISH | THREAD | HEX | LENGTH |
|-------|-----------------|-----------|--------|--|--------|-------------|------|---------|
| Buick | Cascada | 2016-2019 | 3844 | Open Bulge | Zi | 12MM X 1.50 | 19MM | 23MM |
| Buick | Century | 2000-2005 | 3844 | Open Bulge | Zi | 12MM X 1.50 | 19MM | 23MM |
| Buick | Century | 2004-2005 | 3866 | Black Plastic Cap | Blk | 24MM X 2.0 | 22MM | 45MM |
| Buick | Century | 2000-2005 | 4683 | External Thread | Zi | 12MM X 1.50 | 19MM | 31.25MM |
| Buick | Century | 2000-2005 | 6140 | Chrome MAG | Ch | 12MM X 1.50 | 21MM | 36MM |
| Buick | Enclave | 2008-2015 | 3806 | Acorn Bulge | Ch | 14MM X 1.50 | 19MM | 35MM |
| Buick | Enclave | 2008-2015 | 3843 | Open Bulge Alum Wheels | Zi | 14MM X 1.50 | 22MM | 21MM |
| Buick | Enclave | 2018 | 3852 | Dome Top Bulge | Ch | 1/2 X 20 | 3/4" | 1.57" |
| Buick | Enclave | 2009 | 3855 | External Thread Steel Wheels Use With 3866 Cap | Zi | 14MM X 1.50 | 22MM | 30MM |
| Buick | Enclave | 2008-2011 | 3872 | Long Hex, Short MAG w/Washer | Ch | 12MM X 1.50 | 21MM | 48MM |
| Buick | Enclave | 2008-2011 | 3886 | Open Bulge | Ch | 14MM X 1.50 | 19MM | 21MM |
| Buick | Enclave | 2008-2013 | 3887 | Chrome Acorn Bulge | Ch | 14MM X 1.50 | 22MM | 45MM |
| Buick | Enclave | 2015-2023 | 3887 | Chrome Acorn Bulge | Ch | 14MM X 1.50 | 22MM | 45MM |
| Buick | Encore GX | 2020-2023 | 6137 | Chrome Acorn Bulge | Ch | 12MM X 1.50 | 19MM | 38MM |
| Buick | Encore | 2020-2022 | 3805 | Chrome Acorn | Ch | 12MM X 1.50 | 19MM | 35MM |
| Buick | Encore | 2013-2019 | 3845 | Chrome Dome Top | Ch | 12MM X 1.50 | 19MM | 37MM |
| Buick | Envision | 2017-2019 | 3845 | Chrome Dome Top | Ch | 12MM X 1.50 | 19MM | 37MM |
| Buick | LaCrosse | 2005-2009 | 3805 | Chrome Acorn | Ch | 12MM X 1.50 | 19MM | 35MM |
| Buick | LaCrosse | 2010-2016 | 3810 | Chrome Dome Top | Ch | 14MM X 1.50 | 21MM | 44MM |
| Buick | LaCrosse | 2006-2009 | 3832 | Acorn Bulge | Ch | 12MM X 1.50 | 21MM | 35MM |
| Buick | LaCrosse | 2010-2012 | 3843 | Open Bulge Alum Wheels | Zi | 14MM X 1.50 | 22MM | 21MM |
| Buick | LaCrosse | 2006-2012 | 3844 | Open Bulge | Zi | 12MM X 1.50 | 19MM | 23MM |
| Buick | LaCrosse | 2005-2010 | 3845 | Chrome Dome Top | Ch | 12MM X 1.50 | 19MM | 37MM |
| Buick | LaCrosse | 2005-2009 | 3846 | External Thread Solid Steel - Use 3865/7 Cap | Zi | 12MM X 1.50 | 19MM | 28MM |
| Buick | LaCrosse | 2005-2009 | 3866 | Black Plastic Cap | Blk | 24MM X 2.0 | 22MM | 45MM |
| Buick | LaCrosse | 2006-2009 | 3872 | Long Hex, Short MAG w/Washer | Ch | 12MM X 1.50 | 21MM | 48MM |
| Buick | LaCrosse | 2005-2009 | 3877 | Chrome Acorn Nut | Ch | 12mm x 1.50 | 21mm | 35mm |
| Buick | LaCrosse | 2006-2009 | 3892 | Modified Acorn | Ch | 12MM X 1.50 | 21MM | 29MM |
| Buick | LaCrosse | 2006-2009 | 6117 | Dome Top Bulge Retainer | Ch | 12MM X 1.50 | 19MM | 35MM |
| Buick | LaCrosse | 2005-2009 | 6137 | Chrome Acorn Bulge | Ch | 12MM X 1.50 | 19MM | 38MM |
| Buick | LaCrosse | 2005-2009 | 6140 | Chrome MAG | Ch | 12MM X 1.50 | 21MM | 36MM |
| Buick | LeSabre | 2000-2005 | 3844 | Open Bulge | Zi | 12MM X 1.50 | 19MM | 23MM |
| Buick | LeSabre | 2000-2005 | 3865 | Gray Plastic Cap | Gray | 24MM X 2.0 | 19MM | 33MM |
| Buick | LeSabre | 2000-2005 | 3866 | Black Plastic Cap | Blk | 24MM X 2.0 | 22MM | 45MM |
| Buick | LeSabre | 2000-2005 | 4683 | External Thread | Zi | 12MM X 1.50 | 19MM | 31.25MM |
| Buick | LeSabre | 2005 | 6140 | Chrome MAG | Ch | 12MM X 1.50 | 21MM | 36MM |
| Buick | Lucerne | 2006-2011 | 3832 | Acorn Bulge | Ch | 12MM X 1.50 | 21MM | 35MM |
| Buick | Lucerne | 2006-2011 | 3844 | Open Bulge | Zi | 12MM X 1.50 | 19MM | 23MM |
| Buick | Lucerne | 2006 | 3865 | Gray Plastic Cap | Gray | 24MM X 2.0 | 19MM | 33MM |
| Buick | Lucerne | 2006 | 3866 | Black Plastic Cap | Blk | 24MM X 2.0 | 22MM | 45MM |
| Buick | Lucerne | 2006-2011 | 3872 | Long Hex, Short MAG w/Washer | Ch | 12MM X 1.50 | 21MM | 48MM |
| Buick | Lucerne | 2010-2011 | 3877 | Chrome Acorn Nut | Ch | 12mm x 1.50 | 21mm | 35mm |
| Buick | Lucerne | 2006-2011 | 6117 | Dome Top Bulge Retainer | Ch | 12MM X 1.50 | 19MM | 35MM |
| Buick | Lucerne | 2010-2011 | 6137 | Chrome Acorn Bulge | Ch | 12MM X 1.50 | 19MM | 38MM |
| Buick | Lucerne | 2006-2011 | 6140 | Chrome MAG | Ch | 12MM X 1.50 | 21MM | 36MM |
| Buick | Park Avenue | 2000-2005 | 3865 | Gray Plastic Cap | Gray | 24MM X 2.0 | 19MM | 33MM |
| Buick | Park Avenue | 2000-2005 | 6140 | Chrome MAG | Ch | 12MM X 1.50 | 21MM | 36MM |
| Buick | Rainier | 2006-2007 | 3832 | Acorn Bulge | Ch | 12MM X 1.50 | 21MM | 35MM |
| Buick | Rainier | 2005-2006 | 3844 | Open Bulge | Zi | 12MM X 1.50 | 19MM | 23MM |
| Buick | Rainier | 2006-2007 | 3844 | Open Bulge | Zi | 12MM X 1.50 | 19MM | 23MM |
| Buick | Rainier | 2007 | 3844 | Open Bulge | Zi | 12MM X 1.50 | 19MM | 23MM |
| Buick | Rainier | 2006-2007 | 3845 | Chrome Dome Top | Ch | 12MM X 1.50 | 19MM | 37MM |
| Buick | Rainier | 2006-2007 | 3872 | Long Hex, Short MAG w/Washer | Ch | 12MM X 1.50 | 21MM | 48MM |
| Buick | Rainier | 2006-2007 | 3877 | Chrome Acorn Nut | Ch | 12mm x 1.50 | 21mm | 35mm |
| Buick | Rainier | 2006-2007 | 3892 | Modified Acorn | Ch | 12MM X 1.50 | 21MM | 29MM |
| Buick | Rainier | 2006-2007 | 6117 | Dome Top Bulge Retainer | Ch | 12MM X 1.50 | 19MM | 35MM |
| Buick | Rainier | 2004-2007 | 6140 | Chrome MAG | Ch | 12MM X 1.50 | 21MM | 36MM |
| Buick | Regal Sportback | 2020 | 6137 | Chrome Acorn Bulge | Ch | 12MM X 1.50 | 19MM | 38MM |
| Buick | Regal TourX | 2020 | 6137 | Chrome Acorn Bulge | Ch | 12MM X 1.50 | 19MM | 38MM |
| Buick | Regal | 2011-2017 | 3810 | Chrome Dome Top | Ch | 14MM X 1.50 | 21MM | 44MM |
| Buick | Regal | 2000-2004 | 3844 | Open Bulge | Zi | 12MM X 1.50 | 19MM | 23MM |
| Buick | Regal | 2011-2012 | 3844 | Open Bulge | Zi | 12MM X 1.50 | 19MM | 23MM |
| Buick | Regal | 2000-2004 | 3846 | External Thread Solid Steel - Use 3865/7 Cap | Zi | 12MM X 1.50 | 19MM | 28MM |
| Buick | Regal | 2011-2012 | 3846 | External Thread Solid Steel - Use 3865/7 Cap | Zi | 12MM X 1.50 | 19MM | 28MM |
| Buick | Rendezvous | 2002-2006 | 3844 | Open Bulge | Zi | 12MM X 1.50 | 19MM | 23MM |
| Buick | Rendezvous | 2006-2007 | 3844 | Open Bulge | Zi | 12MM X 1.50 | 19MM | 23MM |
| Buick | Rendezvous | 2007 | 3844 | Open Bulge | Zi | 12MM X 1.50 | 19MM | 23MM |
| Buick | Rendezvous | 2002-2007 | 3845 | Chrome Dome Top | Ch | 12MM X 1.50 | 19MM | 37MM |

| MAKE | MODEL | YEAR | PART # | STYLE | FINISH | THREAD | HEX | LENGTH |
|----------|--------------|-----------|--------|--|--------|-------------|------|--------|
| Buick | Rendezvous | 2004-2007 | 3846 | External Thread Solid Steel - Use 3865/7 Cap | Zi | 12MM X 1.50 | 19MM | 28MM |
| Buick | Rendezvous | 2002-2003 | 3866 | Black Plastic Cap | Blk | 24MM X 2.0 | 22MM | 45MM |
| Buick | Rendezvous | 2006-2007 | 3866 | Black Plastic Cap | Blk | 24MM X 2.0 | 22MM | 45MM |
| Buick | Rendezvous | 2006-2007 | 3872 | Long Hex, Short MAG w/Washer | Ch | 12MM X 1.50 | 21MM | 48MM |
| Buick | Rendezvous | 2004-2007 | 3877 | Chrome Acorn Nut | Ch | 12mm x 1.50 | 21mm | 35mm |
| Buick | Rendezvous | 2006 | 3892 | Modified Acorn | Ch | 12MM X 1.50 | 21MM | 29MM |
| Buick | Rendezvous | 2006-2007 | 3892 | Modified Acorn | Ch | 12MM X 1.50 | 21MM | 29MM |
| Buick | Rendezvous | 2007 | 3892 | Modified Acorn | Ch | 12MM X 1.50 | 21MM | 29MM |
| Buick | Rendezvous | 2002-2007 | 6140 | Chrome MAG | Ch | 12MM X 1.50 | 21MM | 36MM |
| Buick | Terraza | 2005-2007 | 3805 | Chrome Acorn | Ch | 12MM X 1.50 | 19MM | 35MM |
| Buick | Terraza | 2006-2007 | 3832 | Acorn Bulge | Ch | 12MM X 1.50 | 21MM | 35MM |
| Buick | Terraza | 2006-2007 | 3844 | Open Bulge | Zi | 12MM X 1.50 | 19MM | 23MM |
| Buick | Terraza | 2005-2007 | 3846 | External Thread Solid Steel - Use 3865/7 Cap | Zi | 12MM X 1.50 | 19MM | 28MM |
| Buick | Terraza | 2006 | 3872 | Long Hex, Short MAG w/Washer | Ch | 12MM X 1.50 | 21MM | 48MM |
| Buick | Terraza | 2005-2007 | 3877 | Chrome Acorn Nut | Ch | 12mm x 1.50 | 21mm | 35mm |
| Buick | Terraza | 2006-2007 | 3892 | Modified Acorn | Ch | 12MM X 1.50 | 21MM | 29MM |
| Buick | Terraza | 2007 | 6117 | Dome Top Bulge Retainer | Ch | 12MM X 1.50 | 19MM | 35MM |
| Buick | Terraza | 2005-2007 | 6140 | Chrome MAG | Ch | 12MM X 1.50 | 21MM | 36MM |
| Buick | Verano | 2012-2017 | 3805 | Chrome Acorn | Ch | 12MM X 1.50 | 19MM | 35MM |
| Buick | Verano | 2012 | 3832 | Acorn Bulge | Ch | 12MM X 1.50 | 21MM | 35MM |
| Buick | Verano | 2012 | 3844 | Open Bulge | Zi | 12MM X 1.50 | 19MM | 23MM |
| Buick | Verano | 2012 | 3872 | Long Hex, Short MAG w/Washer | Ch | 12MM X 1.50 | 21MM | 48MM |
| Buick | Verano | 2012 | 3892 | Modified Acorn | Ch | 12MM X 1.50 | 21MM | 29MM |
| Buick | Verano | 2012 | 6117 | Dome Top Bulge Retainer | Ch | 12MM X 1.50 | 19MM | 35MM |
| Buick | Verano | 2012 | 6140 | Chrome MAG | Ch | 12MM X 1.50 | 21MM | 36MM |
| Cadillac | ATS | 2018-2019 | 6137 | Chrome Acorn Bulge | Ch | 12MM X 1.50 | 19MM | 38MM |
| Cadillac | CT4 | 2020-2023 | 6137 | Chrome Acorn Bulge | Ch | 12MM X 1.50 | 19MM | 38MM |
| Cadillac | CT6 | 2016-2018 | 3810 | Chrome Dome Top | Ch | 14MM X 1.50 | 21MM | 44MM |
| Cadillac | CT6 | 2020 | 3888 | Chrome Dome Top | Ch | 14MM X 1.50 | 22MM | 39MM |
| Cadillac | CTS | 2010-2012 | 3805 | Chrome Acorn | Ch | 12MM X 1.50 | 19MM | 35MM |
| Cadillac | CTS | 2013-2015 | 3810 | Chrome Dome Top | Ch | 14MM X 1.50 | 21MM | 44MM |
| Cadillac | CTS | 2006-2012 | 3844 | Open Bulge | Zi | 12MM X 1.50 | 19MM | 23MM |
| Cadillac | CTS | 2006-2010 | 3872 | Long Hex, Short MAG w/Washer | Ch | 12MM X 1.50 | 21MM | 48MM |
| Cadillac | CTS | 2004-2007 | 3877 | Chrome Acorn Nut | Ch | 12mm x 1.50 | 21mm | 35mm |
| Cadillac | CTS | 2008-2010 | 3886 | Open Bulge | Ch | 14MM X 1.50 | 19MM | 21MM |
| Cadillac | CTS | 2004-2009 | 3887 | Chrome Acorn Bulge | Ch | 14MM X 1.50 | 22MM | 45MM |
| Cadillac | CTS | 2009-2010 | 3892 | Modified Acorn | Ch | 12MM X 1.50 | 21MM | 29MM |
| Cadillac | CTS | 2010 | 3892 | Modified Acorn | Ch | 12MM X 1.50 | 21MM | 29MM |
| Cadillac | CTS | 2006-2010 | 6117 | Dome Top Bulge Retainer | Ch | 12MM X 1.50 | 19MM | 35MM |
| Cadillac | CTS | 2005-2007 | 6137 | Chrome Acorn Bulge | Ch | 12MM X 1.50 | 19MM | 38MM |
| Cadillac | CTS | 2006-2010 | 6140 | Chrome MAG | Ch | 12MM X 1.50 | 21MM | 36MM |
| Cadillac | DeVille | 2000-2005 | 3805 | Chrome Acorn | Ch | 12MM X 1.50 | 19MM | 35MM |
| Cadillac | DeVille | 2000-2005 | 3844 | Open Bulge | Zi | 12MM X 1.50 | 19MM | 23MM |
| Cadillac | DTS | 2011 | 3844 | Open Bulge | Zi | 12MM X 1.50 | 19MM | 23MM |
| Cadillac | DTS | 2011 | 3872 | Long Hex, Short MAG w/Washer | Ch | 12MM X 1.50 | 21MM | 48MM |
| Cadillac | DTS | 2011 | 3877 | Chrome Acorn Nut | Ch | 12mm x 1.50 | 21mm | 35mm |
| Cadillac | DTS | 2006-2011 | 3892 | Modified Acorn | Ch | 12MM X 1.50 | 21MM | 29MM |
| Cadillac | DTS | 2011 | 6117 | Dome Top Bulge Retainer | Ch | 12MM X 1.50 | 19MM | 35MM |
| Cadillac | DTS | 2011 | 6137 | Chrome Acorn Bulge | Ch | 12MM X 1.50 | 19MM | 38MM |
| Cadillac | DTS | 2006-2011 | 6140 | Chrome MAG | Ch | 12MM X 1.50 | 21MM | 36MM |
| Cadillac | Eldorado | 2000-2002 | 3844 | Open Bulge | Zi | 12MM X 1.50 | 19MM | 23MM |
| Cadillac | ELR | 2016 | 3845 | Chrome Dome Top | Ch | 12MM X 1.50 | 19MM | 37MM |
| Cadillac | Escalade ESV | 2014-2018 | 3843 | Open Bulge Alum Wheels | Zi | 14MM X 1.50 | 22MM | 21MM |
| Cadillac | Escalade ESV | 2020-2023 | 3843 | Open Bulge Alum Wheels | Zi | 14MM X 1.50 | 22MM | 21MM |
| Cadillac | Escalade ESV | 2005-2006 | 3887 | Chrome Acorn Bulge | Ch | 14MM X 1.50 | 22MM | 45MM |
| Cadillac | Escalade ESV | 2014-2018 | 3887 | Chrome Acorn Bulge | Ch | 14MM X 1.50 | 22MM | 45MM |
| Cadillac | Escalade ESV | 2020-2023 | 3887 | Chrome Acorn Bulge | Ch | 14MM X 1.50 | 22MM | 45MM |
| Cadillac | Escalade EXT | 2005-2006 | 3887 | Chrome Acorn Bulge | Ch | 14MM X 1.50 | 22MM | 45MM |
| Cadillac | Escalade | 2014 | 3843 | Open Bulge Alum Wheels | Zi | 14MM X 1.50 | 22MM | 21MM |
| Cadillac | Escalade | 2014-2015 | 3843 | Open Bulge Alum Wheels | Zi | 14MM X 1.50 | 22MM | 21MM |
| Cadillac | Escalade | 2015-2016 | 3843 | Open Bulge Alum Wheels | Zi | 14MM X 1.50 | 22MM | 21MM |
| Cadillac | Escalade | 2016-2017 | 3843 | Open Bulge Alum Wheels | Zi | 14MM X 1.50 | 22MM | 21MM |
| Cadillac | Escalade | 2017-2018 | 3843 | Open Bulge Alum Wheels | Zi | 14MM X 1.50 | 22MM | 21MM |
| Cadillac | Escalade | 2018 | 3843 | Open Bulge Alum Wheels | Zi | 14MM X 1.50 | 22MM | 21MM |
| Cadillac | Escalade | 2020-2023 | 3843 | Open Bulge Alum Wheels | Zi | 14MM X 1.50 | 22MM | 21MM |
| Cadillac | Escalade | 2000 | 3855 | External Thread Steel Wheels Use With 3866 Cap | Zi | 14MM X 1.50 | 22MM | 30MM |
| Cadillac | Escalade | 2004 | 3855 | External Thread Steel Wheels Use With 3866 Cap | Zi | 14MM X 1.50 | 22MM | 30MM |
| Cadillac | Escalade | 2000 | 3872 | Long Hex, Short MAG w/Washer | Ch | 12MM X 1.50 | 21MM | 48MM |

CADILLAC - CHEVROLET

| MAKE | MODEL | YEAR | PART # | STYLE | FINISH | THREAD | HEX | LENGTH |
|-----------|----------------|-----------|--------|--|--------|-------------|-------------|---------|
| Cadillac | Escalade | 2002-2012 | 3872 | Long Hex, Short MAG w/Washer | Ch | 12MM X 1.50 | 21MM | 48MM |
| Cadillac | Escalade | 2009-2012 | 3886 | Open Bulge | Ch | 14MM X 1.50 | 19MM | 21MM |
| Cadillac | Escalade | 2005-2006 | 3887 | Chrome Acorn Bulge | Ch | 14MM X 1.50 | 22MM | 45MM |
| Cadillac | Escalade | 2014-2018 | 3887 | Chrome Acorn Bulge | Ch | 14MM X 1.50 | 22MM | 45MM |
| Cadillac | Escalade | 2018 | 3887 | Chrome Acorn Bulge | Ch | 14MM X 1.50 | 22MM | 45MM |
| Cadillac | Escalade | 2020-2023 | 3887 | Chrome Acorn Bulge | Ch | 14MM X 1.50 | 22MM | 45MM |
| Cadillac | LYRIQ | 2023 | 3887 | Chrome Acorn Bulge | Ch | 14MM X 1.50 | 22MM | 45MM |
| Cadillac | Seville | 2000-2004 | 3805 | Chrome Acorn | Ch | 12MM X 1.50 | 19MM | 35MM |
| Cadillac | Seville | 2000-2004 | 3844 | Open Bulge | Zi | 12MM X 1.50 | 19MM | 23MM |
| Cadillac | Seville | 2000-2004 | 3846 | External Thread Solid Steel - Use 3865/7 Cap | Zi | 12MM X 1.50 | 19MM | 28MM |
| Cadillac | Seville | 2001-2004 | 4683 | External Thread | Zi | 12MM X 1.50 | 19MM | 31.25MM |
| Cadillac | SRX | 2010-2015 | 3806 | Acorn Bulge | Ch | 14MM X 1.50 | 19MM | 35MM |
| Cadillac | SRX | 2011-2013 | 3810 | Chrome Dome Top | Ch | 14MM X 1.50 | 21MM | 44MM |
| Cadillac | SRX | 2010-2015 | 3843 | Open Bulge Alum Wheels | Zi | 14MM X 1.50 | 22MM | 21MM |
| Cadillac | SRX | 2006-2009 | 3844 | Open Bulge | Zi | 12MM X 1.50 | 19MM | 23MM |
| Cadillac | SRX | 2006-2008 | 3872 | Long Hex, Short MAG w/Washer | Ch | 12MM X 1.50 | 21MM | 48MM |
| Cadillac | SRX | 2004-2006 | 3877 | Chrome Acorn Nut | Ch | 12mm x 1.50 | 21mm | 35mm |
| Cadillac | SRX | 2006-2009 | 3892 | Modified Acorn | Ch | 12MM X 1.50 | 21MM | 29MM |
| Cadillac | SRX | 2006-2009 | 6117 | Dome Top Bulge Retainer | Ch | 12MM X 1.50 | 19MM | 35MM |
| Cadillac | SRX | 2004-2009 | 6137 | Chrome Acorn Bulge | Ch | 12MM X 1.50 | 19MM | 38MM |
| Cadillac | SRX | 2006-2009 | 6140 | Chrome MAG | Ch | 12MM X 1.50 | 21MM | 36MM |
| Cadillac | STS | 2010-2011 | 3806 | Acorn Bulge | Ch | 14MM X 1.50 | 19MM | 35MM |
| Cadillac | STS | 2010-2011 | 3843 | Open Bulge Alum Wheels | Zi | 14MM X 1.50 | 22MM | 21MM |
| Cadillac | STS | 2006-2010 | 3844 | Open Bulge | Zi | 12MM X 1.50 | 19MM | 23MM |
| Cadillac | STS | 2005-2011 | 3872 | Long Hex, Short MAG w/Washer | Ch | 12MM X 1.50 | 21MM | 48MM |
| Cadillac | STS | 2005-2011 | 3877 | Chrome Acorn Nut | Ch | 12mm x 1.50 | 21mm | 35mm |
| Cadillac | STS | 2008-2010 | 3886 | Open Bulge | Ch | 14MM X 1.50 | 19MM | 21MM |
| Cadillac | STS | 2006 | 3892 | Modified Acorn | Ch | 12MM X 1.50 | 21MM | 29MM |
| Cadillac | STS | 2006 | 3892 | Modified Acorn | Ch | 12MM X 1.50 | 21MM | 29MM |
| Cadillac | STS | 2006-2007 | 3892 | Modified Acorn | Ch | 12MM X 1.50 | 21MM | 29MM |
| Cadillac | STS | 2007 | 3892 | Modified Acorn | Ch | 12MM X 1.50 | 21MM | 29MM |
| Cadillac | STS | 2007-2008 | 3892 | Modified Acorn | Ch | 12MM X 1.50 | 21MM | 29MM |
| Cadillac | STS | 2008 | 3892 | Modified Acorn | Ch | 12MM X 1.50 | 21MM | 29MM |
| Cadillac | STS | 2008-2009 | 3892 | Modified Acorn | Ch | 12MM X 1.50 | 21MM | 29MM |
| Cadillac | STS | 2009 | 3892 | Modified Acorn | Ch | 12MM X 1.50 | 21MM | 29MM |
| Cadillac | STS | 2009 | 3892 | Modified Acorn | Ch | 12MM X 1.50 | 21MM | 29MM |
| Cadillac | STS | 2007-2010 | 6117 | Dome Top Bulge Retainer | Ch | 12MM X 1.50 | 19MM | 35MM |
| Cadillac | STS | 2005-2011 | 6137 | Chrome Acorn Bulge | Ch | 12MM X 1.50 | 19MM | 38MM |
| Cadillac | STS | 2006-2010 | 6140 | Chrome MAG | Ch | 12MM X 1.50 | 21MM | 36MM |
| Cadillac | XLR | 2006-2008 | 3844 | Open Bulge | Zi | 12MM X 1.50 | 19MM | 23MM |
| Cadillac | XLR | 2007-2008 | 3877 | Chrome Acorn Nut | Ch | 12mm x 1.50 | 21mm | 35mm |
| Cadillac | XLR | 2007-2008 | 3892 | Modified Acorn | Ch | 12MM X 1.50 | 21MM | 29MM |
| Cadillac | XLR | 2007-2009 | 6112 | Acorn Bulge | Ch | 12MM X 1.50 | 19MM | 39MM |
| Cadillac | XLR | 2007-2008 | 6117 | Dome Top Bulge Retainer | Ch | 12MM X 1.50 | 19MM | 35MM |
| Cadillac | XLR | 2006-2007 | 6140 | Chrome MAG | Ch | 12MM X 1.50 | 21MM | 36MM |
| Cadillac | XLR | 2007-2008 | 6140 | Chrome MAG | Ch | 12MM X 1.50 | 21MM | 36MM |
| Cadillac | XLR | 2008 | 6140 | Chrome MAG | Ch | 12MM X 1.50 | 21MM | 36MM |
| Cadillac | XT5 | 2017-2019 | 3810 | Chrome Dome Top | Ch | 14MM X 1.50 | 21MM | 44MM |
| Cadillac | XT5 | 2017-2023 | 3887 | Chrome Acorn Bulge | Ch | 14MM X 1.50 | 22MM | 45MM |
| Cadillac | XT6 | 2020-2023 | 3887 | Chrome Acorn Bulge | Ch | 14MM X 1.50 | 22MM | 45MM |
| Chevrolet | Astro | 2000-2002 | 3802 | Open Standard | Zi | 1/2 X 20 | 13/16" | 0.62" |
| Chevrolet | Astro | 2000-2002 | 3814 | Short MAG w/Washer | Ch | 1/2 X 20 | 13/16" | 1.46" |
| Chevrolet | Astro | 2000 | 3816 | Long MAG w/Washer | Ch | 1/2 X 20 | 13/16" | 1.67" |
| Chevrolet | Astro | 2000-2001 | 3816 | Long MAG w/Washer | Ch | 1/2 X 20 | 13/16" | 1.67" |
| Chevrolet | Astro | 2001-2002 | 3816 | Long MAG w/Washer | Ch | 1/2 X 20 | 13/16" | 1.67" |
| Chevrolet | Astro | 2002-2003 | 3816 | Long MAG w/Washer | Ch | 1/2 X 20 | 13/16" | 1.67" |
| Chevrolet | Astro | 2003 | 3816 | Long MAG w/Washer | Ch | 1/2 X 20 | 13/16" | 1.67" |
| Chevrolet | Astro | 2000-2002 | 3824 | Open Bulge | Ch | 1/2 X 20 | 3/4" | 0.82" |
| Chevrolet | Astro | 2000-2002 | 3825 | Duplex Acorn | Ch | 1/2 X 20 | 7/8" | 1.85" |
| Chevrolet | Astro | 2003-2005 | 3855 | External Thread Steel Wheels Use With 3866 Cap | Zi | 14MM X 1.50 | 22MM | 30MM |
| Chevrolet | Astro | 2000-2002 | 3860 | Acorn Bulge | Ch | 1/2 X 20 | 13/16" | 0.83" |
| Chevrolet | Astro | 2000-2002 | 3863 | Chrome Acorn | Ch | 1/2 X 20 | 13/16" | 1.38" |
| Chevrolet | Astro | 2000-2002 | 3870 | Acorn Bulge | Ch | 1/2 X 20 | 13/16" | 1.38" |
| Chevrolet | Astro | 2003-2005 | 3872 | Long Hex, Short MAG w/Washer | Ch | 12MM X 1.50 | 21MM | 48MM |
| Chevrolet | Astro | 2003-2005 | 3886 | Open Bulge | Ch | 14MM X 1.50 | 19MM | 21MM |
| Chevrolet | Astro | 2000-2003 | 6143 | Long MAG w/Washer Lock Nut Use With 3816 | Ch | 1/2 X 20 | Locking Nut | 1.50" |
| Chevrolet | Avalanche 1500 | 2002-2006 | 3855 | External Thread Steel Wheels Use With 3866 Cap | Zi | 14MM X 1.50 | 22MM | 30MM |
| Chevrolet | Avalanche 1500 | 2002-2006 | 3886 | Open Bulge | Ch | 14MM X 1.50 | 19MM | 21MM |

| MAKE | MODEL | YEAR | PART # | STYLE | FINISH | THREAD | HEX | LENGTH |
|-----------|--------------------|-----------|--------|--|--------|-------------|------|---------|
| Chevrolet | Avalanche 1500 | 2005-2006 | 3887 | Chrome Acorn Bulge | Ch | 14MM X 1.50 | 22MM | 45MM |
| Chevrolet | Avalanche 2500 | 2002-2006 | 3855 | External Thread Steel Wheels Use With 3866 Cap | Zi | 14MM X 1.50 | 22MM | 30MM |
| Chevrolet | Avalanche 2500 | 2002-2003 | 3886 | Open Bulge | Ch | 14MM X 1.50 | 19MM | 21MM |
| Chevrolet | Avalanche 2500 | 2002-2006 | 3887 | Chrome Acorn Bulge | Ch | 14MM X 1.50 | 22MM | 45MM |
| Chevrolet | Aveo5 | 2006 | 6124 | Chrome Open Standard | Ch | 12MM X 1.50 | 21MM | 36MM |
| Chevrolet | Aveo | 2004-2005 | 6124 | Chrome Open Standard | Ch | 12MM X 1.50 | 21MM | 36MM |
| Chevrolet | Blazer | 2000-2002 | 3804 | Open Standard | Zi | 12MM X 1.50 | 19MM | 16MM |
| Chevrolet | Blazer | 2000-2005 | 3846 | External Thread Solid Steel - Use 3865/7 Cap | Zi | 12MM X 1.50 | 19MM | 28MM |
| Chevrolet | Blazer | 2000-2002 | 3848 | Open Bulge | Zi | 12MM X 1.50 | 21MM | 16MM |
| Chevrolet | Blazer | 2020-2023 | 3887 | Chrome Acorn Bulge | Ch | 14MM X 1.50 | 22MM | 45MM |
| Chevrolet | Bolt EUV | 2022 | 6137 | Chrome Acorn Bulge | Ch | 12MM X 1.50 | 19MM | 38MM |
| Chevrolet | Bolt EV | 2018-2019 | 3844 | Open Bulge | Zi | 12MM X 1.50 | 19MM | 23MM |
| Chevrolet | Bolt EV | 2020-2022 | 6137 | Chrome Acorn Bulge | Ch | 12MM X 1.50 | 19MM | 38MM |
| Chevrolet | C2500 | 2000 | 3855 | External Thread Steel Wheels Use With 3866 Cap | Zi | 14MM X 1.50 | 22MM | 30MM |
| Chevrolet | C2500 | 2000 | 3886 | Open Bulge | Ch | 14MM X 1.50 | 19MM | 21MM |
| Chevrolet | C3500 | 2000 | 3855 | External Thread Steel Wheels Use With 3866 Cap | Zi | 14MM X 1.50 | 22MM | 30MM |
| Chevrolet | C3500 | 2000 | 3886 | Open Bulge | Ch | 14MM X 1.50 | 19MM | 21MM |
| Chevrolet | C3500HD | 2000-2001 | 3855 | External Thread Steel Wheels Use With 3866 Cap | Zi | 14MM X 1.50 | 22MM | 30MM |
| Chevrolet | C3500HD | 2001 | 3886 | Open Bulge | Ch | 14MM X 1.50 | 19MM | 21MM |
| Chevrolet | C35 | 2000 | 3855 | External Thread Steel Wheels Use With 3866 Cap | Zi | 14MM X 1.50 | 22MM | 30MM |
| Chevrolet | C35 | 2000 | 3886 | Open Bulge | Ch | 14MM X 1.50 | 19MM | 21MM |
| Chevrolet | Camaro | 2011-2015 | 3810 | Chrome Dome Top | Ch | 14MM X 1.50 | 21MM | 44MM |
| Chevrolet | Camaro | 2010-2013 | 3844 | Open Bulge | Zi | 12MM X 1.50 | 19MM | 23MM |
| Chevrolet | Camaro | 2000-2002 | 3845 | Chrome Dome Top | Ch | 12MM X 1.50 | 19MM | 37MM |
| Chevrolet | Camaro | 2000-2002 | 3846 | External Thread Solid Steel - Use 3865/7 Cap | Zi | 12MM X 1.50 | 19MM | 28MM |
| Chevrolet | Camaro | 2010-2011 | 3855 | External Thread Steel Wheels Use With 3866 Cap | Zi | 14MM X 1.50 | 22MM | 30MM |
| Chevrolet | Camaro | 2000-2002 | 3865 | Gray Plastic Cap | Gray | 24MM X 2.0 | 19MM | 33MM |
| Chevrolet | Camaro | 2001-2002 | 3866 | Black Plastic Cap | Blk | 24MM X 2.0 | 22MM | 45MM |
| Chevrolet | Camaro | 2010-2011 | 3886 | Open Bulge | Ch | 14MM X 1.50 | 19MM | 21MM |
| Chevrolet | Camaro | 2000-2002 | 4683 | External Thread | Zi | 12MM X 1.50 | 19MM | 31.25MM |
| Chevrolet | Captiva | 2011-2017 | 3855 | External Thread Steel Wheels Use With 3866 Cap | Zi | 14MM X 1.50 | 22MM | 30MM |
| Chevrolet | Captiva Sport | 2012 | 3844 | Open Bulge | Zi | 12MM X 1.50 | 19MM | 23MM |
| Chevrolet | Captiva Sport | 2012-2015 | 3845 | Chrome Dome Top | Ch | 12MM X 1.50 | 19MM | 37MM |
| Chevrolet | Captiva Sport | 2012 | 3872 | Long Hex, Short MAG w/Washer | Ch | 12MM X 1.50 | 21MM | 48MM |
| Chevrolet | Captiva Sport | 2012 | 3892 | Modified Acorn | Ch | 12MM X 1.50 | 21MM | 29MM |
| Chevrolet | Captiva Sport | 2012 | 6117 | Dome Top Bulge Retainer | Ch | 12MM X 1.50 | 19MM | 35MM |
| Chevrolet | Captiva Sport | 2012 | 6140 | Chrome MAG | Ch | 12MM X 1.50 | 21MM | 36MM |
| Chevrolet | Cavalier | 2000-2005 | 3845 | Chrome Dome Top | Ch | 12MM X 1.50 | 19MM | 37MM |
| Chevrolet | Cavalier | 2003-2005 | 3846 | External Thread Solid Steel - Use 3865/7 Cap | Zi | 12MM X 1.50 | 19MM | 28MM |
| Chevrolet | Cavalier | 2002 | 3865 | Gray Plastic Cap | Gray | 24MM X 2.0 | 19MM | 33MM |
| Chevrolet | Cavalier | 2004-2005 | 3877 | Chrome Acorn Nut | Ch | 12mm x 1.50 | 21mm | 35mm |
| Chevrolet | Cavalier | 2000-2005 | 4683 | External Thread | Zi | 12MM X 1.50 | 19MM | 31.25MM |
| Chevrolet | Cheyenne (Mexico) | 2020-2022 | 3843 | Open Bulge Alum Wheels | Zi | 14MM X 1.50 | 22MM | 21MM |
| Chevrolet | Cheyenne (Mexico) | 2020-2021 | 3855 | External Thread Steel Wheels Use With 3866 Cap | Zi | 14MM X 1.50 | 22MM | 30MM |
| Chevrolet | Cheyenne (Mexico) | 2020-2022 | 3887 | Chrome Acorn Bulge | Ch | 14MM X 1.50 | 22MM | 45MM |
| Chevrolet | Classic | 2004-2005 | 3846 | External Thread Solid Steel - Use 3865/7 Cap | Zi | 12MM X 1.50 | 19MM | 28MM |
| Chevrolet | Cobalt | 2006-2010 | 3844 | Open Bulge | Zi | 12MM X 1.50 | 19MM | 23MM |
| Chevrolet | Cobalt | 2005-2010 | 3845 | Chrome Dome Top | Ch | 12MM X 1.50 | 19MM | 37MM |
| Chevrolet | Cobalt | 2005-2010 | 3846 | External Thread Solid Steel - Use 3865/7 Cap | Zi | 12MM X 1.50 | 19MM | 28MM |
| Chevrolet | Cobalt | 2005-2009 | 3865 | Gray Plastic Cap | Gray | 24MM X 2.0 | 19MM | 33MM |
| Chevrolet | Cobalt | 2006-2010 | 3872 | Long Hex, Short MAG w/Washer | Ch | 12MM X 1.50 | 21MM | 48MM |
| Chevrolet | Cobalt | 2005-2010 | 3877 | Chrome Acorn Nut | Ch | 12mm x 1.50 | 21mm | 35mm |
| Chevrolet | Cobalt | 2007-2010 | 6117 | Dome Top Bulge Retainer | Ch | 12MM X 1.50 | 19MM | 35MM |
| Chevrolet | Cobalt | 2007-2010 | 6140 | Chrome MAG | Ch | 12MM X 1.50 | 21MM | 36MM |
| Chevrolet | Colorado (Mexico) | 2013-2014 | 3877 | Chrome Acorn Nut | Ch | 12mm x 1.50 | 21mm | 35mm |
| Chevrolet | Colorado LS | 2004 | 3866 | Black Plastic Cap | Blk | 24MM X 2.0 | 22MM | 45MM |
| Chevrolet | Colorado LT | 2006 | 3866 | Black Plastic Cap | Blk | 24MM X 2.0 | 22MM | 45MM |
| Chevrolet | Colorado Sport | 2005 | 3866 | Black Plastic Cap | Blk | 24MM X 2.0 | 22MM | 45MM |
| Chevrolet | Colorado Sport LS | 2004 | 3866 | Black Plastic Cap | Blk | 24MM X 2.0 | 22MM | 45MM |
| Chevrolet | Colorado Sport | 2004 | 3866 | Black Plastic Cap | Blk | 24MM X 2.0 | 22MM | 45MM |
| Chevrolet | Colorado Sports LS | 2005 | 3866 | Black Plastic Cap | Blk | 24MM X 2.0 | 22MM | 45MM |
| Chevrolet | Colorado WT | 2006 | 3866 | Black Plastic Cap | Blk | 24MM X 2.0 | 22MM | 45MM |
| Chevrolet | Colorado Z71 | 2005 | 3866 | Black Plastic Cap | Blk | 24MM X 2.0 | 22MM | 45MM |
| Chevrolet | Colorado Z71 LS | 2004-2005 | 3866 | Black Plastic Cap | Blk | 24MM X 2.0 | 22MM | 45MM |
| Chevrolet | Colorado Z71 | 2004 | 3866 | Black Plastic Cap | Blk | 24MM X 2.0 | 22MM | 45MM |
| Chevrolet | Colorado Z85 LS | 2005 | 3866 | Black Plastic Cap | Blk | 24MM X 2.0 | 22MM | 45MM |
| Chevrolet | Colorado Z85 | 2005 | 3866 | Black Plastic Cap | Blk | 24MM X 2.0 | 22MM | 45MM |
| Chevrolet | Colorado | 2004-2012 | 3844 | Open Bulge | Zi | 12MM X 1.50 | 19MM | 23MM |

CHEVROLET

| MAKE | MODEL | YEAR | PART # | STYLE | FINISH | THREAD | HEX | LENGTH |
|-----------|---------------|-----------|--------|--|--------|-------------|------|--------|
| Chevrolet | Colorado | 2007-2012 | 3845 | Chrome Dome Top | Ch | 12MM X 1.50 | 19MM | 37MM |
| Chevrolet | Colorado | 2009-2012 | 3846 | External Thread Solid Steel - Use 3865/7 Cap | Zi | 12MM X 1.50 | 19MM | 28MM |
| Chevrolet | Colorado | 2015-2021 | 3855 | External Thread Steel Wheels Use With 3866 Cap | Zi | 14MM X 1.50 | 22MM | 30MM |
| Chevrolet | Colorado | 2004 | 3866 | Black Plastic Cap | Blk | 24MM X 2.0 | 22MM | 45MM |
| Chevrolet | Colorado | 2004-2007 | 3866 | Black Plastic Cap | Blk | 24MM X 2.0 | 22MM | 45MM |
| Chevrolet | Colorado | 2007-2008 | 3866 | Black Plastic Cap | Blk | 24MM X 2.0 | 22MM | 45MM |
| Chevrolet | Colorado | 2008-2009 | 3866 | Black Plastic Cap | Blk | 24MM X 2.0 | 22MM | 45MM |
| Chevrolet | Colorado | 2009 | 3866 | Black Plastic Cap | Blk | 24MM X 2.0 | 22MM | 45MM |
| Chevrolet | Colorado | 2009-2010 | 3866 | Black Plastic Cap | Blk | 24MM X 2.0 | 22MM | 45MM |
| Chevrolet | Colorado | 2010 | 3866 | Black Plastic Cap | Blk | 24MM X 2.0 | 22MM | 45MM |
| Chevrolet | Colorado | 2010-2011 | 3866 | Black Plastic Cap | Blk | 24MM X 2.0 | 22MM | 45MM |
| Chevrolet | Colorado | 2011 | 3866 | Black Plastic Cap | Blk | 24MM X 2.0 | 22MM | 45MM |
| Chevrolet | Colorado | 2011-2012 | 3866 | Black Plastic Cap | Blk | 24MM X 2.0 | 22MM | 45MM |
| Chevrolet | Colorado | 2012 | 3866 | Black Plastic Cap | Blk | 24MM X 2.0 | 22MM | 45MM |
| Chevrolet | Colorado | 2012 | 3866 | Black Plastic Cap | Blk | 24MM X 2.0 | 22MM | 45MM |
| Chevrolet | Colorado | 2006-2012 | 3872 | Long Hex, Short MAG w/Washer | Ch | 12MM X 1.50 | 21MM | 48MM |
| Chevrolet | Colorado | 2009-2012 | 3877 | Chrome Acorn Nut | Ch | 12mm x 1.50 | 21MM | 35MM |
| Chevrolet | Colorado | 2015-2022 | 3887 | Chrome Acorn Bulge | Ch | 14MM X 1.50 | 22MM | 45MM |
| Chevrolet | Colorado | 2007 | 3892 | Modified Acorn | Ch | 12MM X 1.50 | 21MM | 29MM |
| Chevrolet | Colorado | 2007-2008 | 3892 | Modified Acorn | Ch | 12MM X 1.50 | 21MM | 29MM |
| Chevrolet | Colorado | 2008-2009 | 3892 | Modified Acorn | Ch | 12MM X 1.50 | 21MM | 29MM |
| Chevrolet | Colorado | 2009 | 3892 | Modified Acorn | Ch | 12MM X 1.50 | 21MM | 29MM |
| Chevrolet | Colorado | 2009-2010 | 3892 | Modified Acorn | Ch | 12MM X 1.50 | 21MM | 29MM |
| Chevrolet | Colorado | 2010 | 3892 | Modified Acorn | Ch | 12MM X 1.50 | 21MM | 29MM |
| Chevrolet | Colorado | 2010-2011 | 3892 | Modified Acorn | Ch | 12MM X 1.50 | 21MM | 29MM |
| Chevrolet | Colorado | 2011 | 3892 | Modified Acorn | Ch | 12MM X 1.50 | 21MM | 29MM |
| Chevrolet | Colorado | 2011-2012 | 3892 | Modified Acorn | Ch | 12MM X 1.50 | 21MM | 29MM |
| Chevrolet | Colorado | 2012 | 3892 | Modified Acorn | Ch | 12MM X 1.50 | 21MM | 29MM |
| Chevrolet | Colorado | 2012 | 3892 | Modified Acorn | Ch | 12MM X 1.50 | 21MM | 29MM |
| Chevrolet | Colorado | 2012 | 3892 | Modified Acorn | Ch | 12MM X 1.50 | 21MM | 29MM |
| Chevrolet | Colorado | 2007-2012 | 6117 | Dome Top Bulge Retainer | Ch | 12MM X 1.50 | 19MM | 35MM |
| Chevrolet | Colorado | 2007-2012 | 6140 | Chrome MAG | Ch | 12MM X 1.50 | 21MM | 36MM |
| Chevrolet | Corvette | 2000-2001 | 3844 | Open Bulge | Zi | 12MM X 1.50 | 19MM | 23MM |
| Chevrolet | Corvette | 2000-2002 | 3846 | External Thread Solid Steel - Use 3865/7 Cap | Zi | 12MM X 1.50 | 19MM | 28MM |
| Chevrolet | Corvette | 2000-2003 | 3865 | Gray Plastic Cap | Gray | 24MM X 2.0 | 19MM | 33MM |
| Chevrolet | Corvette | 2002-2019 | 6112 | Acorn Bulge | Ch | 12MM X 1.50 | 19MM | 39MM |
| Chevrolet | Cruze Limited | 2016 | 3877 | Chrome Acorn Nut | Ch | 12mm x 1.50 | 21MM | 35MM |
| Chevrolet | Cruze | 2011-2019 | 3844 | Open Bulge | Zi | 12MM X 1.50 | 19MM | 23MM |
| Chevrolet | Cruze | 2011-2016 | 3845 | Chrome Dome Top | Ch | 12MM X 1.50 | 19MM | 37MM |
| Chevrolet | Cruze | 2013-2015 | 3846 | External Thread Solid Steel - Use 3865/7 Cap | Zi | 12MM X 1.50 | 19MM | 28MM |
| Chevrolet | Cruze | 2011-2015 | 3877 | Chrome Acorn Nut | Ch | 12mm x 1.50 | 21MM | 35MM |
| Chevrolet | Cruze | 2011 | 3892 | Modified Acorn | Ch | 12MM X 1.50 | 21MM | 29MM |
| Chevrolet | Cruze | 2011-2012 | 3892 | Modified Acorn | Ch | 12MM X 1.50 | 21MM | 29MM |
| Chevrolet | Cruze | 2012-2013 | 3892 | Modified Acorn | Ch | 12MM X 1.50 | 21MM | 29MM |
| Chevrolet | Cruze | 2013-2014 | 3892 | Modified Acorn | Ch | 12MM X 1.50 | 21MM | 29MM |
| Chevrolet | Cruze | 2014-2015 | 3892 | Modified Acorn | Ch | 12MM X 1.50 | 21MM | 29MM |
| Chevrolet | Cruze | 2015-2016 | 3892 | Modified Acorn | Ch | 12MM X 1.50 | 21MM | 29MM |
| Chevrolet | Cruze | 2016 | 3892 | Modified Acorn | Ch | 12MM X 1.50 | 21MM | 29MM |
| Chevrolet | Cruze | 2016 | 3892 | Modified Acorn | Ch | 12MM X 1.50 | 21MM | 29MM |
| Chevrolet | Cruze | 2010-2012 | 6117 | Dome Top Bulge Retainer | Ch | 12MM X 1.50 | 19MM | 35MM |
| Chevrolet | Cruze | 2011-2012 | 6140 | Chrome MAG | Ch | 12MM X 1.50 | 21MM | 36MM |
| Chevrolet | Cruze | 2010-2012 | 6146 | Short MAG w/Washer | Ch | 12MM X 1.50 | 21MM | 42MM |
| Chevrolet | Epica | 2004 | 6124 | Chrome Open Standard | Ch | 12MM X 1.50 | 21MM | 36MM |
| Chevrolet | Equinox LS | 2006 | 3865 | Gray Plastic Cap | Gray | 24MM X 2.0 | 19MM | 33MM |
| Chevrolet | Equinox | 2020 | 3805 | Chrome Acorn | Ch | 12MM X 1.50 | 19MM | 35MM |
| Chevrolet | Equinox | 2007-2009 | 3844 | Open Bulge | Zi | 12MM X 1.50 | 19MM | 23MM |
| Chevrolet | Equinox | 2005-2009 | 3845 | Chrome Dome Top | Ch | 12MM X 1.50 | 19MM | 37MM |
| Chevrolet | Equinox | 2018-2019 | 3845 | Chrome Dome Top | Ch | 12MM X 1.50 | 19MM | 37MM |
| Chevrolet | Equinox | 2005-2009 | 3846 | External Thread Solid Steel - Use 3865/7 Cap | Zi | 12MM X 1.50 | 19MM | 28MM |
| Chevrolet | Equinox | 2010-2012 | 3855 | External Thread Steel Wheels Use With 3866 Cap | Zi | 14MM X 1.50 | 22MM | 30MM |
| Chevrolet | Equinox | 2005 | 3865 | Gray Plastic Cap | Gray | 24MM X 2.0 | 19MM | 33MM |
| Chevrolet | Equinox | 2007-2009 | 3872 | Long Hex, Short MAG w/Washer | Ch | 12MM X 1.50 | 21MM | 48MM |
| Chevrolet | Equinox | 2005-2009 | 3877 | Chrome Acorn Nut | Ch | 12mm x 1.50 | 21MM | 35MM |
| Chevrolet | Equinox | 2010-2015 | 3887 | Chrome Acorn Bulge | Ch | 14MM X 1.50 | 22MM | 45MM |
| Chevrolet | Equinox | 2005-2009 | 6137 | Chrome Acorn Bulge | Ch | 12MM X 1.50 | 19MM | 38MM |
| Chevrolet | Equinox | 2021-2022 | 6137 | Chrome Acorn Bulge | Ch | 12MM X 1.50 | 19MM | 38MM |
| Chevrolet | Equinox | 2007-2009 | 6140 | Chrome MAG | Ch | 12MM X 1.50 | 21MM | 36MM |
| Chevrolet | Equinox | 2007-2009 | 6146 | Short MAG w/Washer | Ch | 12MM X 1.50 | 21MM | 42MM |
| Chevrolet | Express 1500 | 2007-2014 | 3855 | External Thread Steel Wheels Use With 3866 Cap | Zi | 14MM X 1.50 | 22MM | 30MM |

| MAKE | MODEL | YEAR | PART # | STYLE | FINISH | THREAD | HEX | LENGTH |
|-----------|------------------------|-----------|--------|--|--------|-------------|------|---------|
| Chevrolet | Express 1500 | 2000-2012 | 3886 | Open Bulge | Ch | 14MM X 1.50 | 19MM | 21MM |
| Chevrolet | Express 1500 | 2000-2014 | 3887 | Chrome Acorn Bulge | Ch | 14MM X 1.50 | 22MM | 45MM |
| Chevrolet | Express 2500 | 2000-2021 | 3855 | External Thread Steel Wheels Use With 3866 Cap | Zi | 14MM X 1.50 | 22MM | 30MM |
| Chevrolet | Express 2500 | 2000-2012 | 3886 | Open Bulge | Ch | 14MM X 1.50 | 19MM | 21MM |
| Chevrolet | Express 2500 | 2003-2019 | 6149 | External Thread Flanged Flat | Blk | 14MM X 1.50 | 22MM | 34MM |
| Chevrolet | Express 3500 | 2000-2021 | 3855 | External Thread Steel Wheels Use With 3866 Cap | Zi | 14MM X 1.50 | 22MM | 30MM |
| Chevrolet | Express 3500 | 2000-2012 | 3886 | Open Bulge | Ch | 14MM X 1.50 | 19MM | 21MM |
| Chevrolet | Express 3500 | 2020-2021 | 6111 | Chrome MAG | Ch | 14MM X 1.50 | 22MM | 24MM |
| Chevrolet | Express 3500 | 2020-2021 | 6149 | External Thread Flanged Flat | Blk | 14MM X 1.50 | 22MM | 34MM |
| Chevrolet | Express 4500 | 2009-2021 | 3855 | External Thread Steel Wheels Use With 3866 Cap | Zi | 14MM X 1.50 | 22MM | 30MM |
| Chevrolet | Express 4500 | 2020 | 6111 | Chrome MAG | Ch | 14MM X 1.50 | 22MM | 24MM |
| Chevrolet | Express 4500 | 2009-2021 | 6149 | External Thread Flanged Flat | Blk | 14MM X 1.50 | 22MM | 34MM |
| Chevrolet | Express Cargo (Mex) | 2020-2021 | 3855 | External Thread Steel Wheels Use With 3866 Cap | Zi | 14MM X 1.50 | 22MM | 30MM |
| Chevrolet | Express Cargo (Mex) | 2020-2021 | 6111 | Chrome MAG | Ch | 14MM X 1.50 | 22MM | 24MM |
| Chevrolet | Express Cargo (Mex) | 2020-2021 | 6149 | External Thread Flanged Flat | Blk | 14MM X 1.50 | 22MM | 34MM |
| Chevrolet | Express Pasajeros(Mex) | 2020-2021 | 3855 | External Thread Steel Wheels Use With 3866 Cap | Zi | 14MM X 1.50 | 22MM | 30MM |
| Chevrolet | Express Pasajeros(Mex) | 2020-2021 | 6111 | Chrome MAG | Ch | 14MM X 1.50 | 22MM | 24MM |
| Chevrolet | Express Pasajeros(Mex) | 2020-2021 | 6149 | External Thread Flanged Flat | Blk | 14MM X 1.50 | 22MM | 34MM |
| Chevrolet | HHR | 2006-2011 | 3844 | Open Bulge | Zi | 12MM X 1.50 | 19MM | 23MM |
| Chevrolet | HHR | 2006-2010 | 3845 | Chrome Dome Top | Ch | 12MM X 1.50 | 19MM | 37MM |
| Chevrolet | HHR | 2006-2011 | 3846 | External Thread Solid Steel - Use 3865/7 Cap | Zi | 12MM X 1.50 | 19MM | 28MM |
| Chevrolet | HHR | 2006-2011 | 3865 | Gray Plastic Cap | Gray | 24MM X 2.0 | 19MM | 33MM |
| Chevrolet | HHR | 2009-2011 | 3866 | Black Plastic Cap | Blk | 24MM X 2.0 | 22MM | 45MM |
| Chevrolet | HHR | 2006-2011 | 3877 | Chrome Acorn Nut | Ch | 12mm x 1.50 | 21mm | 35mm |
| Chevrolet | HHR | 2007-2011 | 3892 | Modified Acorn | Ch | 12MM X 1.50 | 21MM | 29MM |
| Chevrolet | HHR | 2007-2011 | 6117 | Dome Top Bulge Retainer | Ch | 12MM X 1.50 | 19MM | 35MM |
| Chevrolet | HHR | 2007-2011 | 6140 | Chrome MAG | Ch | 12MM X 1.50 | 21MM | 36MM |
| Chevrolet | HHR | 2007-2011 | 6146 | Short MAG w/Washer | Ch | 12MM X 1.50 | 21MM | 42MM |
| Chevrolet | Impala Limited | 2014-2016 | 3865 | Gray Plastic Cap | Gray | 24MM X 2.0 | 19MM | 33MM |
| Chevrolet | Impala Limited | 2014-2016 | 3877 | Chrome Acorn Nut | Ch | 12mm x 1.50 | 21mm | 35mm |
| Chevrolet | Impala SS | 2004-2009 | 3844 | Open Bulge | Zi | 12MM X 1.50 | 19MM | 23MM |
| Chevrolet | Impala SS | 2004-2009 | 3845 | Chrome Dome Top | Ch | 12MM X 1.50 | 19MM | 37MM |
| Chevrolet | Impala SS | 2004-2008 | 3846 | External Thread Solid Steel - Use 3865/7 Cap | Zi | 12MM X 1.50 | 19MM | 28MM |
| Chevrolet | Impala SS | 2004-2005 | 4683 | External Thread | Zi | 12MM X 1.50 | 19MM | 31.25MM |
| Chevrolet | Impala SS | 2007-2009 | 6117 | Dome Top Bulge Retainer | Ch | 12MM X 1.50 | 19MM | 35MM |
| Chevrolet | Impala SS | 2006-2009 | 6137 | Chrome Acorn Bulge | Ch | 12MM X 1.50 | 19MM | 38MM |
| Chevrolet | Impala SS | 2007-2009 | 6140 | Chrome MAG | Ch | 12MM X 1.50 | 21MM | 36MM |
| Chevrolet | Impala SS | 2007-2009 | 6146 | Short MAG w/Washer | Ch | 12MM X 1.50 | 21MM | 42MM |
| Chevrolet | Impala | 2014-2019 | 3810 | Chrome Dome Top | Ch | 14MM X 1.50 | 21MM | 44MM |
| Chevrolet | Impala | 2000-2012 | 3844 | Open Bulge | Zi | 12MM X 1.50 | 19MM | 23MM |
| Chevrolet | Impala | 2000-2016 | 3845 | Chrome Dome Top | Ch | 12MM X 1.50 | 19MM | 37MM |
| Chevrolet | Impala | 2004-2008 | 3846 | External Thread Solid Steel - Use 3865/7 Cap | Zi | 12MM X 1.50 | 19MM | 28MM |
| Chevrolet | Impala | 2011-2015 | 3846 | External Thread Solid Steel - Use 3865/7 Cap | Zi | 12MM X 1.50 | 19MM | 28MM |
| Chevrolet | Impala | 2014-2020 | 3855 | External Thread Steel Wheels Use With 3866 Cap | Zi | 14MM X 1.50 | 22MM | 30MM |
| Chevrolet | Impala | 2002-2005 | 3865 | Gray Plastic Cap | Gray | 24MM X 2.0 | 19MM | 33MM |
| Chevrolet | Impala | 2012-2013 | 3865 | Gray Plastic Cap | Gray | 24MM X 2.0 | 19MM | 33MM |
| Chevrolet | Impala | 2004-2013 | 3877 | Chrome Acorn Nut | Ch | 12mm x 1.50 | 21mm | 35mm |
| Chevrolet | Impala | 2020 | 3888 | Chrome Dome Top | Ch | 14MM X 1.50 | 22MM | 39MM |
| Chevrolet | Impala | 2000-2005 | 4683 | External Thread | Zi | 12MM X 1.50 | 19MM | 31.25MM |
| Chevrolet | Impala | 2007-2009 | 6117 | Dome Top Bulge Retainer | Ch | 12MM X 1.50 | 19MM | 35MM |
| Chevrolet | Impala | 2006-2009 | 6137 | Chrome Acorn Bulge | Ch | 12MM X 1.50 | 19MM | 38MM |
| Chevrolet | Impala | 2007-2012 | 6140 | Chrome MAG | Ch | 12MM X 1.50 | 21MM | 36MM |
| Chevrolet | Impala | 2007-2012 | 6146 | Short MAG w/Washer | Ch | 12MM X 1.50 | 21MM | 42MM |
| Chevrolet | K2500 4WD | 2000 | 3855 | External Thread Steel Wheels Use With 3866 Cap | Zi | 14MM X 1.50 | 22MM | 30MM |
| Chevrolet | K2500 | 2000 | 3886 | Open Bulge | Ch | 14MM X 1.50 | 19MM | 21MM |
| Chevrolet | K3500 | 2000 | 3855 | External Thread Steel Wheels Use With 3866 Cap | Zi | 14MM X 1.50 | 22MM | 30MM |
| Chevrolet | K3500 | 2000 | 3855 | External Thread Steel Wheels Use With 3866 Cap | Zi | 14MM X 1.50 | 22MM | 30MM |
| Chevrolet | K3500 | 2000 | 3886 | Open Bulge | Ch | 14MM X 1.50 | 19MM | 21MM |
| Chevrolet | K3500 | 2000 | 3886 | Open Bulge | Ch | 14MM X 1.50 | 19MM | 21MM |
| Chevrolet | Lumina | 2000-2001 | 3844 | Open Bulge | Zi | 12MM X 1.50 | 19MM | 23MM |
| Chevrolet | Lumina | 2001 | 3865 | Gray Plastic Cap | Gray | 24MM X 2.0 | 19MM | 33MM |
| Chevrolet | Lumina | 2000-2001 | 4683 | External Thread | Zi | 12MM X 1.50 | 19MM | 31.25MM |
| Chevrolet | Malibu Maxx LS | 2004-2005 | 3865 | Gray Plastic Cap | Gray | 24MM X 2.0 | 19MM | 33MM |
| Chevrolet | Malibu Maxx LT | 2004-2005 | 3865 | Gray Plastic Cap | Gray | 24MM X 2.0 | 19MM | 33MM |
| Chevrolet | Malibu Maxx | 2004 | 3844 | Open Bulge | Zi | 12MM X 1.50 | 19MM | 23MM |
| Chevrolet | Malibu Maxx | 2004 | 3865 | Gray Plastic Cap | Gray | 24MM X 2.0 | 19MM | 33MM |
| Chevrolet | Malibu Maxx | 2004 | 4683 | External Thread | Zi | 12MM X 1.50 | 19MM | 31.25MM |
| Chevrolet | Malibu | 2020-2021 | 3804 | Open Standard | Zi | 12MM X 1.50 | 19MM | 16MM |

CHEVROLET

| MAKE | MODEL | YEAR | PART # | STYLE | FINISH | THREAD | HEX | LENGTH |
|-----------|--------------------|-----------|--------|--|--------|-------------|------|---------|
| Chevrolet | Malibu | 2013-2016 | 3810 | Chrome Dome Top | Ch | 14MM X 1.50 | 21MM | 44MM |
| Chevrolet | Malibu | 2000-2012 | 3844 | Open Bulge | Zi | 12MM X 1.50 | 19MM | 23MM |
| Chevrolet | Malibu | 2005-2012 | 3845 | Chrome Dome Top | Ch | 12MM X 1.50 | 19MM | 37MM |
| Chevrolet | Malibu | 2004-2011 | 3846 | External Thread Solid Steel - Use 3865/7 Cap | Zi | 12MM X 1.50 | 19MM | 28MM |
| Chevrolet | Malibu | 2006-2012 | 3865 | Gray Plastic Cap | Gray | 24MM X 2.0 | 19MM | 33MM |
| Chevrolet | Malibu | 2006-2007 | 3866 | Black Plastic Cap | Blk | 24MM X 2.0 | 22MM | 45MM |
| Chevrolet | Malibu | 2010-2012 | 3866 | Black Plastic Cap | Blk | 24MM X 2.0 | 22MM | 45MM |
| Chevrolet | Malibu | 2007-2012 | 3872 | Long Hex, Short MAG w/Washer | Ch | 12MM X 1.50 | 21MM | 48MM |
| Chevrolet | Malibu | 2004-2012 | 3877 | Chrome Acorn Nut | Ch | 12mm x 1.50 | 21mm | 35mm |
| Chevrolet | Malibu | 2008-2012 | 3892 | Modified Acorn | Ch | 12MM X 1.50 | 21MM | 29MM |
| Chevrolet | Malibu | 2005-2012 | 4683 | External Thread | Zi | 12MM X 1.50 | 19MM | 31.25MM |
| Chevrolet | Malibu | 2007-2009 | 6117 | Dome Top Bulge Retainer | Ch | 12MM X 1.50 | 19MM | 35MM |
| Chevrolet | Malibu | 2020-2023 | 6137 | Chrome Acorn Bulge | Ch | 12MM X 1.50 | 19MM | 38MM |
| Chevrolet | Malibu | 2007-2012 | 6140 | Chrome MAG | Ch | 12MM X 1.50 | 21MM | 36MM |
| Chevrolet | Matiz | 2011-2015 | 6132 | Chrome Acorn Bulge | Ch | 12MM X 1.25 | 17MM | 28MM |
| Chevrolet | Metro | 2000-2001 | 3813 | Dome Top Acorn | Ch | 12MM X 1.25 | 21MM | 35MM |
| Chevrolet | Metro | 2000-2001 | 3831 | Dome Top Acorn Bulge | Ch | 12MM X 1.25 | 21MM | 35MM |
| Chevrolet | Metro | 2000 | 3836 | Long MAG w/Abs | Ch | 12MM X 1.25 | 21MM | 42MM |
| Chevrolet | Metro | 2000-2001 | 3836 | Long MAG w/Abs | Ch | 12MM X 1.25 | 21MM | 42MM |
| Chevrolet | Metro | 2001 | 3836 | Long MAG w/Abs | Ch | 12MM X 1.25 | 21MM | 42MM |
| Chevrolet | Metro | 2000-2001 | 3850 | Dome Top Acorn | Ch | 12MM X 1.25 | 21MM | 29MM |
| Chevrolet | Metro | 2000-2001 | 3873 | Open Standard | Zi | 12MM X 1.25 | 19MM | 16MM |
| Chevrolet | Metro | 2000-2001 | 6109 | Cragar Long MAG | Ch | 12MM X 1.25 | 21MM | 57MM |
| Chevrolet | Monte Carlo | 2000-2006 | 3844 | Open Bulge | Zi | 12MM X 1.50 | 19MM | 23MM |
| Chevrolet | Monte Carlo | 2006-2007 | 3844 | Open Bulge | Zi | 12MM X 1.50 | 19MM | 23MM |
| Chevrolet | Monte Carlo | 2007 | 3844 | Open Bulge | Zi | 12MM X 1.50 | 19MM | 23MM |
| Chevrolet | Monte Carlo | 2000-2007 | 3845 | Chrome Dome Top | Ch | 12MM X 1.50 | 19MM | 37MM |
| Chevrolet | Monte Carlo | 2004-2007 | 3846 | External Thread Solid Steel - Use 3865/7 Cap | Zi | 12MM X 1.50 | 19MM | 28MM |
| Chevrolet | Monte Carlo | 2000-2005 | 3865 | Gray Plastic Cap | Gray | 24MM X 2.0 | 19MM | 33MM |
| Chevrolet | Monte Carlo | 2004-2007 | 3877 | Chrome Acorn Nut | Ch | 12mm x 1.50 | 21mm | 35mm |
| Chevrolet | Monte Carlo | 2007 | 3892 | Modified Acorn | Ch | 12MM X 1.50 | 21MM | 29MM |
| Chevrolet | Monte Carlo | 2000-2007 | 4683 | External Thread | Zi | 12MM X 1.50 | 19MM | 31.25MM |
| Chevrolet | Monte Carlo | 2007 | 6117 | Dome Top Bulge Retainer | Ch | 12MM X 1.50 | 19MM | 35MM |
| Chevrolet | Monte Carlo | 2003 | 6137 | Chrome Acorn Bulge | Ch | 12MM X 1.50 | 19MM | 38MM |
| Chevrolet | Monte Carlo | 2006-2007 | 6137 | Chrome Acorn Bulge | Ch | 12MM X 1.50 | 19MM | 38MM |
| Chevrolet | Monte Carlo | 2007 | 6140 | Chrome MAG | Ch | 12MM X 1.50 | 21MM | 36MM |
| Chevrolet | Monte Carlo | 2007 | 6146 | Short MAG w/Washer | Ch | 12MM X 1.50 | 21MM | 42MM |
| Chevrolet | Orlando | 2013-2014 | 3845 | Chrome Dome Top | Ch | 12MM X 1.50 | 19MM | 37MM |
| Chevrolet | Orlando | 2013-2014 | 3846 | External Thread Solid Steel - Use 3865/7 Cap | Zi | 12MM X 1.50 | 19MM | 28MM |
| Chevrolet | Orlando | 2012-2014 | 3877 | Chrome Acorn Nut | Ch | 12mm x 1.50 | 21mm | 35mm |
| Chevrolet | Prizm | 2000-2002 | 3828 | Chrome Acorn | Ch | 12MM X 1.50 | 21MM | 35MM |
| Chevrolet | Prizm | 2000-2002 | 3846 | External Thread Solid Steel - Use 3865/7 Cap | Zi | 12MM X 1.50 | 19MM | 28MM |
| Chevrolet | S10 | 2000-2004 | 3846 | External Thread Solid Steel - Use 3865/7 Cap | Zi | 12MM X 1.50 | 19MM | 28MM |
| Chevrolet | Silverado 1500 HD | 2001-2003 | 3855 | External Thread Steel Wheels Use With 3866 Cap | Zi | 14MM X 1.50 | 22MM | 30MM |
| Chevrolet | Silverado 1500 HD | 2005-2006 | 3855 | External Thread Steel Wheels Use With 3866 Cap | Zi | 14MM X 1.50 | 22MM | 30MM |
| Chevrolet | Silverado 1500 HD | 2001-2003 | 3872 | Long Hex, Short MAG w/Washer | Ch | 12MM X 1.50 | 21MM | 48MM |
| Chevrolet | Silverado 1500 HD | 2005-2006 | 3872 | Long Hex, Short MAG w/Washer | Ch | 12MM X 1.50 | 21MM | 48MM |
| Chevrolet | Silverado 1500 HD | 2001-2003 | 3886 | Open Bulge | Ch | 14MM X 1.50 | 19MM | 21MM |
| Chevrolet | Silverado 1500 HD | 2005-2006 | 3886 | Open Bulge | Ch | 14MM X 1.50 | 19MM | 21MM |
| Chevrolet | Silverado 1500 LTD | 2022 | 3843 | Open Bulge Alum Wheels | Zi | 14MM X 1.50 | 22MM | 21MM |
| Chevrolet | Silverado 1500 LTD | 2022 | 3887 | Chrome Acorn Bulge | Ch | 14MM X 1.50 | 22MM | 45MM |
| Chevrolet | Silverado 1500 | 2013-2021 | 3843 | Open Bulge Alum Wheels | Zi | 14MM X 1.50 | 22MM | 21MM |
| Chevrolet | Silverado 1500 | 2023 | 3843 | Open Bulge Alum Wheels | Zi | 14MM X 1.50 | 22MM | 21MM |
| Chevrolet | Silverado 1500 | 2000-2017 | 3844 | Open Bulge | Zi | 12MM X 1.50 | 19MM | 23MM |
| Chevrolet | Silverado 1500 | 2000-2021 | 3855 | External Thread Steel Wheels Use With 3866 Cap | Zi | 14MM X 1.50 | 22MM | 30MM |
| Chevrolet | Silverado 1500 | 2000-2012 | 3872 | Long Hex, Short MAG w/Washer | Ch | 12MM X 1.50 | 21MM | 48MM |
| Chevrolet | Silverado 1500 | 2000-2012 | 3886 | Open Bulge | Ch | 14MM X 1.50 | 19MM | 21MM |
| Chevrolet | Silverado 1500 | 2000-2013 | 3887 | Chrome Acorn Bulge | Ch | 14MM X 1.50 | 22MM | 45MM |
| Chevrolet | Silverado 1500 | 2013-2014 | 3887 | Chrome Acorn Bulge | Ch | 14MM X 1.50 | 22MM | 45MM |
| Chevrolet | Silverado 1500 | 2014-2015 | 3887 | Chrome Acorn Bulge | Ch | 14MM X 1.50 | 22MM | 45MM |
| Chevrolet | Silverado 1500 | 2015-2016 | 3887 | Chrome Acorn Bulge | Ch | 14MM X 1.50 | 22MM | 45MM |
| Chevrolet | Silverado 1500 | 2016-2017 | 3887 | Chrome Acorn Bulge | Ch | 14MM X 1.50 | 22MM | 45MM |
| Chevrolet | Silverado 1500 | 2017-2021 | 3887 | Chrome Acorn Bulge | Ch | 14MM X 1.50 | 22MM | 45MM |
| Chevrolet | Silverado 1500 | 2023 | 3887 | Chrome Acorn Bulge | Ch | 14MM X 1.50 | 22MM | 45MM |
| Chevrolet | Silverado 2500 HD | 2011-2017 | 3843 | Open Bulge Alum Wheels | Zi | 14MM X 1.50 | 22MM | 21MM |
| Chevrolet | Silverado 2500 HD | 2011-2017 | 3855 | External Thread Steel Wheels Use With 3866 Cap | Zi | 14MM X 1.50 | 22MM | 30MM |
| Chevrolet | Silverado 2500 HD | 2020-2022 | 3855 | External Thread Steel Wheels Use With 3866 Cap | Zi | 14MM X 1.50 | 22MM | 30MM |
| Chevrolet | Silverado 2500 HD | 2001-2012 | 3872 | Long Hex, Short MAG w/Washer | Ch | 12MM X 1.50 | 21MM | 48MM |

| MAKE | MODEL | YEAR | PART # | STYLE | FINISH | THREAD | HEX | LENGTH |
|-----------|-------------------|-----------|--------|--|--------|-------------|------|--------|
| Chevrolet | Silverado 2500 HD | 2001-2012 | 3886 | Open Bulge | Ch | 14MM X 1.50 | 19MM | 21MM |
| Chevrolet | Silverado 2500 HD | 2001-2006 | 3887 | Chrome Acorn Bulge | Ch | 14MM X 1.50 | 22MM | 45MM |
| Chevrolet | Silverado 2500 HD | 2011-2017 | 3887 | Chrome Acorn Bulge | Ch | 14MM X 1.50 | 22MM | 45MM |
| Chevrolet | Silverado 2500 HD | 2020-2022 | 3887 | Chrome Acorn Bulge | Ch | 14MM X 1.50 | 22MM | 45MM |
| Chevrolet | Silverado 2500 HD | 2007 | 6149 | External Thread Flanged Flat | Blk | 14MM X 1.50 | 22MM | 34MM |
| Chevrolet | Silverado 2500 | 2000-2010 | 3855 | External Thread Steel Wheels Use With 3866 Cap | Zi | 14MM X 1.50 | 22MM | 30MM |
| Chevrolet | Silverado 2500 | 2000-2004 | 3872 | Long Hex, Short MAG w/Washer | Ch | 12MM X 1.50 | 21MM | 48MM |
| Chevrolet | Silverado 2500 | 2000-2004 | 3886 | Open Bulge | Ch | 14MM X 1.50 | 19MM | 21MM |
| Chevrolet | Silverado 3500 HD | 2007-2015 | 3855 | External Thread Steel Wheels Use With 3866 Cap | Zi | 14MM X 1.50 | 22MM | 30MM |
| Chevrolet | Silverado 3500 HD | 2020-2022 | 3855 | External Thread Steel Wheels Use With 3866 Cap | Zi | 14MM X 1.50 | 22MM | 30MM |
| Chevrolet | Silverado 3500 HD | 2007-2012 | 3872 | Long Hex, Short MAG w/Washer | Ch | 12MM X 1.50 | 21MM | 48MM |
| Chevrolet | Silverado 3500 HD | 2007-2012 | 3886 | Open Bulge | Ch | 14MM X 1.50 | 19MM | 21MM |
| Chevrolet | Silverado 3500 HD | 2011-2015 | 3887 | Chrome Acorn Bulge | Ch | 14MM X 1.50 | 22MM | 45MM |
| Chevrolet | Silverado 3500 HD | 2020-2022 | 3887 | Chrome Acorn Bulge | Ch | 14MM X 1.50 | 22MM | 45MM |
| Chevrolet | Silverado 3500 HD | 2020-2021 | 6111 | Chrome MAG | Ch | 14MM X 1.50 | 22MM | 24MM |
| Chevrolet | Silverado 3500 HD | 2007-2018 | 6149 | External Thread Flanged Flat | Blk | 14MM X 1.50 | 22MM | 34MM |
| Chevrolet | Silverado 3500 HD | 2020-2022 | 6149 | External Thread Flanged Flat | Blk | 14MM X 1.50 | 22MM | 34MM |
| Chevrolet | Silverado 3500 | 2001-2012 | 3872 | Long Hex, Short MAG w/Washer | Ch | 12MM X 1.50 | 21MM | 48MM |
| Chevrolet | Silverado 3500 | 2002-2007 | 3886 | Open Bulge | Ch | 14MM X 1.50 | 19MM | 21MM |
| Chevrolet | Silverado 3500 | 2003-2006 | 6149 | External Thread Flanged Flat | Blk | 14MM X 1.50 | 22MM | 34MM |
| Chevrolet | Sonic | 2020 | 3805 | Chrome Acorn | Ch | 12MM X 1.50 | 19MM | 35MM |
| Chevrolet | Sonic | 2012 | 3844 | Open Bulge | Zi | 12MM X 1.50 | 19MM | 23MM |
| Chevrolet | Sonic | 2012-2019 | 3845 | Chrome Dome Top | Ch | 12MM X 1.50 | 19MM | 37MM |
| Chevrolet | Sonic | 2013-2020 | 3846 | External Thread Solid Steel - Use 3865/7 Cap | Zi | 12MM X 1.50 | 19MM | 28MM |
| Chevrolet | Sonic | 2012 | 3892 | Modified Acorn | Ch | 12MM X 1.50 | 21MM | 29MM |
| Chevrolet | Sonic | 2012 | 6117 | Dome Top Bulge Retainer | Ch | 12MM X 1.50 | 19MM | 35MM |
| Chevrolet | Sonic | 2012 | 6140 | Chrome MAG | Ch | 12MM X 1.50 | 21MM | 36MM |
| Chevrolet | Sonic | 2012 | 6146 | Short MAG w/Washer | Ch | 12MM X 1.50 | 21MM | 42MM |
| Chevrolet | Spark | 2020 | 3804 | Open Standard | Zi | 12MM X 1.50 | 19MM | 16MM |
| Chevrolet | Spark | 2020-2022 | 3804 | Open Standard | Zi | 12MM X 1.50 | 19MM | 16MM |
| Chevrolet | Spark | 2013-2018 | 3844 | Open Bulge | Zi | 12MM X 1.50 | 19MM | 23MM |
| Chevrolet | Spark | 2013 | 3846 | External Thread Solid Steel - Use 3865/7 Cap | Zi | 12MM X 1.50 | 19MM | 28MM |
| Chevrolet | Spark | 2011 | 6132 | Chrome Acorn Bulge | Ch | 12MM X 1.25 | 17MM | 28MM |
| Chevrolet | Spark | 2011-2012 | 6132 | Chrome Acorn Bulge | Ch | 12MM X 1.25 | 17MM | 28MM |
| Chevrolet | Spark | 2012-2013 | 6132 | Chrome Acorn Bulge | Ch | 12MM X 1.25 | 17MM | 28MM |
| Chevrolet | Spark | 2013-2014 | 6132 | Chrome Acorn Bulge | Ch | 12MM X 1.25 | 17MM | 28MM |
| Chevrolet | Spark | 2014-2015 | 6132 | Chrome Acorn Bulge | Ch | 12MM X 1.25 | 17MM | 28MM |
| Chevrolet | Spark | 2015 | 6132 | Chrome Acorn Bulge | Ch | 12MM X 1.25 | 17MM | 28MM |
| Chevrolet | Spark | 2019 | 6132 | Chrome Acorn Bulge | Ch | 12MM X 1.25 | 17MM | 28MM |
| Chevrolet | Spark | 2019 | 6132 | Chrome Acorn Bulge | Ch | 12MM X 1.25 | 17MM | 28MM |
| Chevrolet | Spark | 2020 | 6137 | Chrome Acorn Bulge | Ch | 12MM X 1.50 | 19MM | 38MM |
| Chevrolet | SSR | 2006 | 3844 | Open Bulge | Zi | 12MM X 1.50 | 19MM | 23MM |
| Chevrolet | Suburban 1500 | 2000-2014 | 3843 | Open Bulge Alum Wheels | Zi | 14MM X 1.50 | 22MM | 21MM |
| Chevrolet | Suburban 1500 | 2000-2014 | 3846 | External Thread Solid Steel - Use 3865/7 Cap | Zi | 12MM X 1.50 | 19MM | 28MM |
| Chevrolet | Suburban 1500 | 2000-2012 | 3872 | Long Hex, Short MAG w/Washer | Ch | 12MM X 1.50 | 21MM | 48MM |
| Chevrolet | Suburban 1500 | 2000-2011 | 3886 | Open Bulge | Ch | 14MM X 1.50 | 19MM | 21MM |
| Chevrolet | Suburban | 2020-2022 | 3843 | Open Bulge Alum Wheels | Zi | 14MM X 1.50 | 22MM | 21MM |
| Chevrolet | Suburban | 2020-2021 | 3855 | External Thread Steel Wheels Use With 3866 Cap | Zi | 14MM X 1.50 | 22MM | 30MM |
| Chevrolet | Suburban | 2020-2022 | 3887 | Chrome Acorn Bulge | Ch | 14MM X 1.50 | 22MM | 45MM |
| Chevrolet | Tahoe | 2000-2022 | 3843 | Open Bulge Alum Wheels | Zi | 14MM X 1.50 | 22MM | 21MM |
| Chevrolet | Tahoe | 2000-2021 | 3855 | External Thread Steel Wheels Use With 3866 Cap | Zi | 14MM X 1.50 | 22MM | 30MM |
| Chevrolet | Tahoe | 2000-2012 | 3872 | Long Hex, Short MAG w/Washer | Ch | 12MM X 1.50 | 21MM | 48MM |
| Chevrolet | Tahoe | 2000-2002 | 3886 | Open Bulge | Ch | 14MM X 1.50 | 19MM | 21MM |
| Chevrolet | Tahoe | 2005-2019 | 3886 | Open Bulge | Ch | 14MM X 1.50 | 19MM | 21MM |
| Chevrolet | Tahoe | 2000-2017 | 3887 | Chrome Acorn Bulge | Ch | 14MM X 1.50 | 22MM | 45MM |
| Chevrolet | Tahoe | 2020-2022 | 3887 | Chrome Acorn Bulge | Ch | 14MM X 1.50 | 22MM | 45MM |
| Chevrolet | Tracker | 2002-2004 | 3815 | Short MAG w/Washer | Ch | 12MM X 1.25 | 21MM | 37MM |
| Chevrolet | Tracker | 2000-2004 | 3827 | Acorn Bulge | Ch | 12MM X 1.25 | 19MM | 35MM |
| Chevrolet | Tracker | 2000-2004 | 3831 | Dome Top Acorn Bulge | Ch | 12MM X 1.25 | 21MM | 35MM |
| Chevrolet | Tracker | 2000-2004 | 3832 | Acorn Bulge | Ch | 12MM X 1.50 | 21MM | 35MM |
| Chevrolet | Tracker | 2000-2004 | 3836 | Long MAG w/Abs | Ch | 12MM X 1.25 | 21MM | 42MM |
| Chevrolet | Tracker | 2000-2004 | 3873 | Open Standard | Zi | 12MM X 1.25 | 19MM | 16MM |
| Chevrolet | Tracker | 2000-2005 | 6109 | Cragar Long MAG | Ch | 12MM X 1.25 | 21MM | 57MM |
| Chevrolet | Trailblazer EXT | 2004-2006 | 3877 | Chrome Acorn Nut | Ch | 12mm x 1.50 | 21mm | 35mm |
| Chevrolet | Trailblazer | 2002-2004 | 3844 | Open Bulge | Zi | 12MM X 1.50 | 19MM | 23MM |
| Chevrolet | Trailblazer | 2002-2009 | 3845 | Chrome Dome Top | Ch | 12MM X 1.50 | 19MM | 37MM |
| Chevrolet | Trailblazer | 2004-2009 | 3877 | Chrome Acorn Nut | Ch | 12mm x 1.50 | 21mm | 35mm |
| Chevrolet | Trailblazer | 2007-2009 | 3892 | Modified Acorn | Ch | 12MM X 1.50 | 21MM | 29MM |

CHEVROLET - CHRYSLER

| MAKE | MODEL | YEAR | PART # | STYLE | FINISH | THREAD | HEX | LENGTH |
|-----------|---------------|-----------|--------|--|--------|-------------|-------------|--------|
| Chevrolet | Trailblazer | 2007-2009 | 6117 | Dome Top Bulge Retainer | Ch | 12MM X 1.50 | 19MM | 35MM |
| Chevrolet | Trailblazer | 2021-2023 | 6137 | Chrome Acorn Bulge | Ch | 12MM X 1.50 | 19MM | 38MM |
| Chevrolet | Trailblazer | 2007-2009 | 6140 | Chrome MAG | Ch | 12MM X 1.50 | 21MM | 36MM |
| Chevrolet | Trailblazer | 2007-2009 | 6146 | Short MAG w/Washer | Ch | 12MM X 1.50 | 21MM | 42MM |
| Chevrolet | Traverse | 2009-2015 | 3855 | External Thread Steel Wheels Use With 3866 Cap | Zi | 14MM X 1.50 | 22MM | 30MM |
| Chevrolet | Traverse | 2009-2012 | 3886 | Open Bulge | Ch | 14MM X 1.50 | 19MM | 21MM |
| Chevrolet | Traverse | 2009-2013 | 3887 | Chrome Acorn Bulge | Ch | 14MM X 1.50 | 22MM | 45MM |
| Chevrolet | Traverse | 2013-2014 | 3887 | Chrome Acorn Bulge | Ch | 14MM X 1.50 | 22MM | 45MM |
| Chevrolet | Traverse | 2014-2015 | 3887 | Chrome Acorn Bulge | Ch | 14MM X 1.50 | 22MM | 45MM |
| Chevrolet | Traverse | 2015-2023 | 3887 | Chrome Acorn Bulge | Ch | 14MM X 1.50 | 22MM | 45MM |
| Chevrolet | Trax | 2020-2022 | 3805 | Chrome Acorn | Ch | 12MM X 1.50 | 19MM | 35MM |
| Chevrolet | Trax | 2013-2019 | 3845 | Chrome Dome Top | Ch | 12MM X 1.50 | 19MM | 37MM |
| Chevrolet | Trax | 2013-2015 | 3846 | External Thread Solid Steel - Use 3865/7 Cap | Zi | 12MM X 1.50 | 19MM | 28MM |
| Chevrolet | Trax | 2020 | 3846 | External Thread Solid Steel - Use 3865/7 Cap | Zi | 12MM X 1.50 | 19MM | 28MM |
| Chevrolet | Uplander | 2006-2008 | 3844 | Open Bulge | Zi | 12MM X 1.50 | 19MM | 23MM |
| Chevrolet | Uplander | 2006-2007 | 3845 | Chrome Dome Top | Ch | 12MM X 1.50 | 19MM | 37MM |
| Chevrolet | Uplander | 2005-2008 | 3846 | External Thread Solid Steel - Use 3865/7 Cap | Zi | 12MM X 1.50 | 19MM | 28MM |
| Chevrolet | Uplander | 2005-2008 | 3877 | Chrome Acorn Nut | Ch | 12mm x 1.50 | 21MM | 35MM |
| Chevrolet | Uplander | 2007-2008 | 3892 | Modified Acorn | Ch | 12MM X 1.50 | 21MM | 29MM |
| Chevrolet | Uplander | 2007-2008 | 6117 | Dome Top Bulge Retainer | Ch | 12MM X 1.50 | 19MM | 35MM |
| Chevrolet | Uplander | 2007-2008 | 6140 | Chrome MAG | Ch | 12MM X 1.50 | 21MM | 36MM |
| Chevrolet | Uplander | 2007-2008 | 6146 | Short MAG w/Washer | Ch | 12MM X 1.50 | 21MM | 42MM |
| Chevrolet | Venture | 2000-2002 | 3804 | Open Standard | Zi | 12MM X 1.50 | 19MM | 16MM |
| Chevrolet | Venture | 2002-2005 | 3848 | Open Bulge | Zi | 12MM X 1.50 | 21MM | 16MM |
| Chevrolet | Venture | 2002-2005 | 3849 | Acorn Bulge w/Retainer | Ch | 12MM X 1.50 | 19MM | 35MM |
| Chevrolet | Venture | 2000-2002 | 3851 | Acorn Bulge | Ch | 9/16 X 18 | 7/8" | 1.50" |
| Chevrolet | Venture | 2001-2005 | 3866 | Black Plastic Cap | Blk | 24MM X 2.0 | 22MM | 45MM |
| Chevrolet | Volt | 2011-2019 | 3845 | Chrome Dome Top | Ch | 12MM X 1.50 | 19MM | 37MM |
| Chevrolet | Volt | 2013 | 3865 | Gray Plastic Cap | Gray | 24MM X 2.0 | 19MM | 33MM |
| Chevrolet | Volt | 2011-2012 | 6137 | Chrome Acorn Bulge | Ch | 12MM X 1.50 | 19MM | 38MM |
| Chrysler | 200 | 2011-2014 | 3805 | Chrome Acorn | Ch | 12MM X 1.50 | 19MM | 35MM |
| Chrysler | 200 | 2011-2012 | 3844 | Open Bulge | Zi | 12MM X 1.50 | 19MM | 23MM |
| Chrysler | 200 | 2011-2014 | 3847 | Acorn Bulge Wire Wheel | Ch | 12MM X 1.50 | 19MM | 42MM |
| Chrysler | 200 | 2011-2012 | 3892 | Modified Acorn | Ch | 12MM X 1.50 | 21MM | 29MM |
| Chrysler | 200 | 2011-2012 | 6117 | Dome Top Bulge Retainer | Ch | 12MM X 1.50 | 19MM | 35MM |
| Chrysler | 200 | 2011-2012 | 6140 | Chrome MAG | Ch | 12MM X 1.50 | 21MM | 36MM |
| Chrysler | 200 | 2011-2012 | 6146 | Short MAG w/Washer | Ch | 12MM X 1.50 | 21MM | 42MM |
| Chrysler | 300 | 2005-2013 | 3806 | Acorn Bulge | Ch | 14MM X 1.50 | 19MM | 35MM |
| Chrysler | 300 | 2005-2013 | 3843 | Open Bulge Alum Wheels | Zi | 14MM X 1.50 | 22MM | 21MM |
| Chrysler | 300 | 2005-2010 | 3880 | Chrome Dome Top | Ch | 14MM X 1.50 | 21MM | 37MM |
| Chrysler | 300 | 2005-2010 | 3886 | Open Bulge | Ch | 14MM X 1.50 | 19MM | 21MM |
| Chrysler | 300 | 2005-2010 | 3890 | Modified Acorn | Ch | 14MM X 1.50 | 21MM | 43MM |
| Chrysler | 300 | 2011-2018 | 6130 | Acorn Bulge | Ch | 14MM X 1.50 | 22MM | 34MM |
| Chrysler | 300 | 2020-2022 | 6130 | Acorn Bulge | Ch | 14MM X 1.50 | 22MM | 34MM |
| Chrysler | 300M | 2000-2004 | 3805 | Chrome Acorn | Ch | 12MM X 1.50 | 19MM | 35MM |
| Chrysler | 300M | 2000-2004 | 3847 | Acorn Bulge Wire Wheel | Ch | 12MM X 1.50 | 19MM | 42MM |
| Chrysler | 300M | 2004 | 3877 | Chrome Acorn Nut | Ch | 12mm x 1.50 | 21MM | 35MM |
| Chrysler | Cirrus | 2000 | 3804 | Open Standard | Zi | 12MM X 1.50 | 19MM | 16MM |
| Chrysler | Cirrus | 2000 | 3805 | Chrome Acorn | Ch | 12MM X 1.50 | 19MM | 35MM |
| Chrysler | Cirrus | 2000 | 3828 | Chrome Acorn | Ch | 12MM X 1.50 | 21MM | 35MM |
| Chrysler | Cirrus | 2000 | 3844 | Open Bulge | Zi | 12MM X 1.50 | 19MM | 23MM |
| Chrysler | Concorde | 2000-2004 | 3805 | Chrome Acorn | Ch | 12MM X 1.50 | 19MM | 35MM |
| Chrysler | Concorde | 2002 | 3817 | Chrome Acorn | Ch | 7/16 X 20 | 13/16" | 1.35" |
| Chrysler | Concorde | 2000-2004 | 3847 | Acorn Bulge Wire Wheel | Ch | 12MM X 1.50 | 19MM | 42MM |
| Chrysler | Concorde | 2004 | 3877 | Chrome Acorn Nut | Ch | 12mm x 1.50 | 21MM | 35MM |
| Chrysler | Concorde | 2002 | 6139 | Long MAG w/Washer | Ch | 7/16 X 20 | 13/16" | 1.58" |
| Chrysler | Concorde | 2002 | 6142 | Long MAG w/Washer Lock Nut Use With 6139 | Ch | 7/16 X 20 | Locking Nut | 1.50" |
| Chrysler | Grand Caravan | 2021-2022 | 3805 | Chrome Acorn | Ch | 12MM X 1.50 | 19MM | 35MM |
| Chrysler | Grand Caravan | 2021-2022 | 3847 | Acorn Bulge Wire Wheel | Ch | 12MM X 1.50 | 19MM | 42MM |
| Chrysler | Grand Voyager | 2000 | 3804 | Open Standard | Zi | 12MM X 1.50 | 19MM | 16MM |
| Chrysler | Grand Voyager | 2000 | 3805 | Chrome Acorn | Ch | 12MM X 1.50 | 19MM | 35MM |
| Chrysler | Grand Voyager | 2000 | 3847 | Acorn Bulge Wire Wheel | Ch | 12MM X 1.50 | 19MM | 42MM |
| Chrysler | Intrepid | 2000-2004 | 3805 | Chrome Acorn | Ch | 12MM X 1.50 | 19MM | 35MM |
| Chrysler | Intrepid | 2000-2004 | 3828 | Chrome Acorn | Ch | 12MM X 1.50 | 21MM | 35MM |
| Chrysler | Intrepid | 2000-2004 | 3847 | Acorn Bulge Wire Wheel | Ch | 12MM X 1.50 | 19MM | 42MM |
| Chrysler | LHS | 2000-2001 | 3804 | Open Standard | Zi | 12MM X 1.50 | 19MM | 16MM |
| Chrysler | LHS | 2000-2001 | 3805 | Chrome Acorn | Ch | 12MM X 1.50 | 19MM | 35MM |
| Chrysler | LHS | 2000-2001 | 3828 | Chrome Acorn | Ch | 12MM X 1.50 | 21MM | 35MM |

| MAKE | MODEL | YEAR | PART # | STYLE | FINISH | THREAD | HEX | LENGTH |
|----------|---------------------|-----------|--------|--|--------|-------------|------|--------|
| Chrysler | LHS | 2000-2001 | 3847 | Acorn Bulge Wire Wheel | Ch | 12MM X 1.50 | 19MM | 42MM |
| Chrysler | Pacifica | 2006-2008 | 3805 | Chrome Acorn | Ch | 12MM X 1.50 | 19MM | 35MM |
| Chrysler | Pacifica | 2017-2018 | 3805 | Chrome Acorn | Ch | 12MM X 1.50 | 19MM | 35MM |
| Chrysler | Pacifica | 2020-2022 | 3805 | Chrome Acorn | Ch | 12MM X 1.50 | 19MM | 35MM |
| Chrysler | Pacifica | 2004-2008 | 3828 | Chrome Acorn | Ch | 12MM X 1.50 | 21MM | 35MM |
| Chrysler | Pacifica | 2004-2008 | 3844 | Open Bulge | Zi | 12MM X 1.50 | 19MM | 23MM |
| Chrysler | Pacifica | 2006-2007 | 3847 | Acorn Bulge Wire Wheel | Ch | 12MM X 1.50 | 19MM | 42MM |
| Chrysler | Pacifica | 2017-2018 | 3847 | Acorn Bulge Wire Wheel | Ch | 12MM X 1.50 | 19MM | 42MM |
| Chrysler | Pacifica | 2020-2022 | 3847 | Acorn Bulge Wire Wheel | Ch | 12MM X 1.50 | 19MM | 42MM |
| Chrysler | Pacifica | 2006-2008 | 3877 | Chrome Acorn Nut | Ch | 12mm x 1.50 | 21MM | 35MM |
| Chrysler | Pacifica | 2007-2008 | 3892 | Modified Acorn | Ch | 12MM X 1.50 | 21MM | 29MM |
| Chrysler | Pacifica | 2007-2008 | 6117 | Dome Top Bulge Retainer | Ch | 12MM X 1.50 | 19MM | 35MM |
| Chrysler | Pacifica | 2007-2008 | 6140 | Chrome MAG | Ch | 12MM X 1.50 | 21MM | 36MM |
| Chrysler | Pacifica | 2007-2008 | 6146 | Short MAG w/Washer | Ch | 12MM X 1.50 | 21MM | 42MM |
| Chrysler | Prowler | 2001-2002 | 3828 | Chrome Acorn | Ch | 12MM X 1.50 | 21MM | 35MM |
| Chrysler | Prowler | 2001-2002 | 3844 | Open Bulge | Zi | 12MM X 1.50 | 19MM | 23MM |
| Chrysler | PT Cruiser | 2001-2010 | 3805 | Chrome Acorn | Ch | 12MM X 1.50 | 19MM | 35MM |
| Chrysler | PT Cruiser | 2006-2010 | 3844 | Open Bulge | Zi | 12MM X 1.50 | 19MM | 23MM |
| Chrysler | PT Cruiser | 2001-2002 | 3846 | External Thread Solid Steel - Use 3865/7 Cap | Zi | 12MM X 1.50 | 19MM | 28MM |
| Chrysler | PT Cruiser | 2003-2010 | 3847 | Acorn Bulge Wire Wheel | Ch | 12MM X 1.50 | 19MM | 42MM |
| Chrysler | PT Cruiser | 2004-2005 | 3877 | Chrome Acorn Nut | Ch | 12mm x 1.50 | 21MM | 35MM |
| Chrysler | PT Cruiser | 2007-2010 | 3892 | Modified Acorn | Ch | 12MM X 1.50 | 21MM | 29MM |
| Chrysler | PT Cruiser | 2007-2010 | 6117 | Dome Top Bulge Retainer | Ch | 12MM X 1.50 | 19MM | 35MM |
| Chrysler | PT Cruiser | 2007-2010 | 6140 | Chrome MAG | Ch | 12MM X 1.50 | 21MM | 36MM |
| Chrysler | PT Cruiser | 2007-2010 | 6146 | Short MAG w/Washer | Ch | 12MM X 1.50 | 21MM | 42MM |
| Chrysler | Sebring Convertible | 2000-2005 | 3804 | Open Standard | Zi | 12MM X 1.50 | 19MM | 16MM |
| Chrysler | Sebring Convertible | 2000-2006 | 3805 | Chrome Acorn | Ch | 12MM X 1.50 | 19MM | 35MM |
| Chrysler | Sebring Convertible | 2008-2010 | 3805 | Chrome Acorn | Ch | 12MM X 1.50 | 19MM | 35MM |
| Chrysler | Sebring Convertible | 2001-2006 | 3828 | Chrome Acorn | Ch | 12MM X 1.50 | 21MM | 35MM |
| Chrysler | Sebring Convertible | 2000-2001 | 3844 | Open Bulge | Zi | 12MM X 1.50 | 19MM | 23MM |
| Chrysler | Sebring Convertible | 2003-2006 | 3844 | Open Bulge | Zi | 12MM X 1.50 | 19MM | 23MM |
| Chrysler | Sebring Coupe | 2000-2005 | 3848 | Open Bulge | Zi | 12MM X 1.50 | 21MM | 16MM |
| Chrysler | Sebring Coupe | 2000 | 3861 | Chrome Acorn | Ch | 12MM X 1.50 | 21MM | 38MM |
| Chrysler | Sebring Coupe | 2000-2005 | 6150 | Acorn Bulge | Ch | 12MM X 1.50 | 19MM | 30MM |
| Chrysler | Sebring | 2000-2006 | 3804 | Open Standard | Zi | 12MM X 1.50 | 19MM | 16MM |
| Chrysler | Sebring | 2000-2010 | 3805 | Chrome Acorn | Ch | 12MM X 1.50 | 19MM | 35MM |
| Chrysler | Sebring | 2000 | 3828 | Chrome Acorn | Ch | 12MM X 1.50 | 21MM | 35MM |
| Chrysler | Sebring | 2000-2008 | 3828 | Chrome Acorn | Ch | 12MM X 1.50 | 21MM | 35MM |
| Chrysler | Sebring | 2001-2002 | 3844 | Open Bulge | Zi | 12MM X 1.50 | 19MM | 23MM |
| Chrysler | Sebring | 2002-2006 | 3844 | Open Bulge | Zi | 12MM X 1.50 | 19MM | 23MM |
| Chrysler | Sebring | 2006-2007 | 3844 | Open Bulge | Zi | 12MM X 1.50 | 19MM | 23MM |
| Chrysler | Sebring | 2007-2008 | 3844 | Open Bulge | Zi | 12MM X 1.50 | 19MM | 23MM |
| Chrysler | Sebring | 2008-2010 | 3844 | Open Bulge | Zi | 12MM X 1.50 | 19MM | 23MM |
| Chrysler | Sebring | 2007-2008 | 3847 | Acorn Bulge Wire Wheel | Ch | 12MM X 1.50 | 19MM | 42MM |
| Chrysler | Sebring | 2000-2008 | 3869 | Chrome Acorn | Ch | 12MM X 1.50 | 21MM | 26MM |
| Chrysler | Sebring | 2006-2008 | 3877 | Chrome Acorn Nut | Ch | 12mm x 1.50 | 21MM | 35MM |
| Chrysler | Sebring | 2007-2010 | 3892 | Modified Acorn | Ch | 12MM X 1.50 | 21MM | 29MM |
| Chrysler | Sebring | 2007-2010 | 6117 | Dome Top Bulge Retainer | Ch | 12MM X 1.50 | 19MM | 35MM |
| Chrysler | Sebring | 2007-2010 | 6140 | Chrome MAG | Ch | 12MM X 1.50 | 21MM | 36MM |
| Chrysler | Sebring | 2007-2010 | 6146 | Short MAG w/Washer | Ch | 12MM X 1.50 | 21MM | 42MM |
| Chrysler | Town & Country | 2000-2005 | 3804 | Open Standard | Zi | 12MM X 1.50 | 19MM | 16MM |
| Chrysler | Town & Country | 2013 | 3804 | Open Standard | Zi | 12MM X 1.50 | 19MM | 16MM |
| Chrysler | Town & Country | 2000-2016 | 3805 | Chrome Acorn | Ch | 12MM X 1.50 | 19MM | 35MM |
| Chrysler | Town & Country | 2013 | 3828 | Chrome Acorn | Ch | 12MM X 1.50 | 21MM | 35MM |
| Chrysler | Town & Country | 2000-2016 | 3832 | Acorn Bulge | Ch | 12MM X 1.50 | 21MM | 35MM |
| Chrysler | Town & Country | 2006-2012 | 3844 | Open Bulge | Zi | 12MM X 1.50 | 19MM | 23MM |
| Chrysler | Town & Country | 2000 | 3847 | Acorn Bulge Wire Wheel | Ch | 12MM X 1.50 | 19MM | 42MM |
| Chrysler | Town & Country | 2000-2001 | 3847 | Acorn Bulge Wire Wheel | Ch | 12MM X 1.50 | 19MM | 42MM |
| Chrysler | Town & Country | 2001-2002 | 3847 | Acorn Bulge Wire Wheel | Ch | 12MM X 1.50 | 19MM | 42MM |
| Chrysler | Town & Country | 2002-2003 | 3847 | Acorn Bulge Wire Wheel | Ch | 12MM X 1.50 | 19MM | 42MM |
| Chrysler | Town & Country | 2003-2004 | 3847 | Acorn Bulge Wire Wheel | Ch | 12MM X 1.50 | 19MM | 42MM |
| Chrysler | Town & Country | 2004-2005 | 3847 | Acorn Bulge Wire Wheel | Ch | 12MM X 1.50 | 19MM | 42MM |
| Chrysler | Town & Country | 2005-2006 | 3847 | Acorn Bulge Wire Wheel | Ch | 12MM X 1.50 | 19MM | 42MM |
| Chrysler | Town & Country | 2006-2007 | 3847 | Acorn Bulge Wire Wheel | Ch | 12MM X 1.50 | 19MM | 42MM |
| Chrysler | Town & Country | 2007-2008 | 3847 | Acorn Bulge Wire Wheel | Ch | 12MM X 1.50 | 19MM | 42MM |
| Chrysler | Town & Country | 2008-2009 | 3847 | Acorn Bulge Wire Wheel | Ch | 12MM X 1.50 | 19MM | 42MM |
| Chrysler | Town & Country | 2009-2010 | 3847 | Acorn Bulge Wire Wheel | Ch | 12MM X 1.50 | 19MM | 42MM |
| Chrysler | Town & Country | 2010-2011 | 3847 | Acorn Bulge Wire Wheel | Ch | 12MM X 1.50 | 19MM | 42MM |

CHRYSLER - DODGE

| MAKE | MODEL | YEAR | PART # | STYLE | FINISH | THREAD | HEX | LENGTH |
|-------------|-------------------|-----------|--------|------------------------------|--------|-------------|--------|--------|
| Chrysler | Town & Country | 2011-2012 | 3847 | Acorn Bulge Wire Wheel | Ch | 12MM X 1.50 | 19MM | 42MM |
| Chrysler | Town & Country | 2012-2013 | 3847 | Acorn Bulge Wire Wheel | Ch | 12MM X 1.50 | 19MM | 42MM |
| Chrysler | Town & Country | 2013-2014 | 3847 | Acorn Bulge Wire Wheel | Ch | 12MM X 1.50 | 19MM | 42MM |
| Chrysler | Town & Country | 2014-2015 | 3847 | Acorn Bulge Wire Wheel | Ch | 12MM X 1.50 | 19MM | 42MM |
| Chrysler | Town & Country | 2015-2016 | 3847 | Acorn Bulge Wire Wheel | Ch | 12MM X 1.50 | 19MM | 42MM |
| Chrysler | Town & Country | 2016 | 3847 | Acorn Bulge Wire Wheel | Ch | 12MM X 1.50 | 19MM | 42MM |
| Chrysler | Town & Country | 2011 | 3892 | Modified Acorn | Ch | 12MM X 1.50 | 21MM | 29MM |
| Chrysler | Town & Country | 2011-2012 | 3892 | Modified Acorn | Ch | 12MM X 1.50 | 21MM | 29MM |
| Chrysler | Town & Country | 2012 | 3892 | Modified Acorn | Ch | 12MM X 1.50 | 21MM | 29MM |
| Chrysler | Town & Country | 2007-2012 | 6117 | Dome Top Bulge Retainer | Ch | 12MM X 1.50 | 19MM | 35MM |
| Chrysler | Town & Country | 2007-2012 | 6140 | Chrome MAG | Ch | 12MM X 1.50 | 21MM | 36MM |
| Chrysler | Town & Country | 2007-2012 | 6146 | Short MAG w/Washer | Ch | 12MM X 1.50 | 21MM | 42MM |
| Chrysler | Town and Country | 2004-2010 | 3877 | Chrome Acorn Nut | Ch | 12mm x 1.50 | 21mm | 35mm |
| Chrysler | Voyager | 2020-2022 | 3805 | Chrome Acorn | Ch | 12MM X 1.50 | 19MM | 35MM |
| Chrysler | Voyager | 2020-2022 | 3847 | Acorn Bulge Wire Wheel | Ch | 12MM X 1.50 | 19MM | 42MM |
| Dodge (Mex) | Ram 4000 | 2000-2002 | 6116 | Black Flat Flange | Blk | 9/16 X 18 | 15/16" | 1.10" |
| Dodge (Mex) | Ram 4000 | 2005-2007 | 6116 | Black Flat Flange | Blk | 9/16 X 18 | 15/16" | 1.10" |
| Dodge | Attitude (Mexico) | 2020-2022 | 3848 | Open Bulge | Zi | 12MM X 1.50 | 21MM | 16MM |
| Dodge | Avenger | 2008-2014 | 3805 | Chrome Acorn | Ch | 12MM X 1.50 | 19MM | 35MM |
| Dodge | Avenger | 2000 | 3828 | Chrome Acorn | Ch | 12MM X 1.50 | 21MM | 35MM |
| Dodge | Avenger | 2008-2012 | 3828 | Chrome Acorn | Ch | 12MM X 1.50 | 21MM | 35MM |
| Dodge | Avenger | 2008-2009 | 3844 | Open Bulge | Zi | 12MM X 1.50 | 19MM | 23MM |
| Dodge | Avenger | 2009-2010 | 3844 | Open Bulge | Zi | 12MM X 1.50 | 19MM | 23MM |
| Dodge | Avenger | 2010-2012 | 3844 | Open Bulge | Zi | 12MM X 1.50 | 19MM | 23MM |
| Dodge | Avenger | 2008-2014 | 3847 | Acorn Bulge Wire Wheel | Ch | 12MM X 1.50 | 19MM | 42MM |
| Dodge | Avenger | 2000 | 3848 | Open Bulge | Zi | 12MM X 1.50 | 21MM | 16MM |
| Dodge | Avenger | 2008-2012 | 3848 | Open Bulge | Zi | 12MM X 1.50 | 21MM | 16MM |
| Dodge | Avenger | 2000 | 3861 | Chrome Acorn | Ch | 12MM X 1.50 | 21MM | 38MM |
| Dodge | Avenger | 2000 | 3863 | Chrome Acorn | Ch | 1/2 X 20 | 13/16" | 1.38" |
| Dodge | Avenger | 2012 | 3870 | Acorn Bulge | Ch | 1/2 X 20 | 13/16" | 1.38" |
| Dodge | Avenger | 2009-2010 | 3877 | Chrome Acorn Nut | Ch | 12mm x 1.50 | 21mm | 35mm |
| Dodge | Avenger | 2008-2012 | 3892 | Modified Acorn | Ch | 12MM X 1.50 | 21MM | 29MM |
| Dodge | Avenger | 2008-2012 | 6117 | Dome Top Bulge Retainer | Ch | 12MM X 1.50 | 19MM | 35MM |
| Dodge | Avenger | 2008-2012 | 6140 | Chrome MAG | Ch | 12MM X 1.50 | 21MM | 36MM |
| Dodge | Avenger | 2008-2012 | 6146 | Short MAG w/Washer | Ch | 12MM X 1.50 | 21MM | 42MM |
| Dodge | Avenger | 2000 | 6150 | Acorn Bulge | Ch | 12MM X 1.50 | 19MM | 30MM |
| Dodge | Caliber | 2007-2012 | 3804 | Open Standard | Zi | 12MM X 1.50 | 19MM | 16MM |
| Dodge | Caliber | 2007-2012 | 3805 | Chrome Acorn | Ch | 12MM X 1.50 | 19MM | 35MM |
| Dodge | Caliber | 2007-2012 | 3828 | Chrome Acorn | Ch | 12MM X 1.50 | 21MM | 35MM |
| Dodge | Caliber | 2007-2012 | 3844 | Open Bulge | Zi | 12MM X 1.50 | 19MM | 23MM |
| Dodge | Caliber | 2007-2011 | 3847 | Acorn Bulge Wire Wheel | Ch | 12MM X 1.50 | 19MM | 42MM |
| Dodge | Caliber | 2007-2012 | 3861 | Chrome Acorn | Ch | 12MM X 1.50 | 21MM | 38MM |
| Dodge | Caliber | 2007-2012 | 3892 | Modified Acorn | Ch | 12MM X 1.50 | 21MM | 29MM |
| Dodge | Caliber | 2007-2012 | 6117 | Dome Top Bulge Retainer | Ch | 12MM X 1.50 | 19MM | 35MM |
| Dodge | Caliber | 2009-2012 | 6140 | Chrome MAG | Ch | 12MM X 1.50 | 21MM | 36MM |
| Dodge | Caliber | 2007-2012 | 6146 | Short MAG w/Washer | Ch | 12MM X 1.50 | 21MM | 42MM |
| Dodge | Caravan | 2000-2007 | 3804 | Open Standard | Zi | 12MM X 1.50 | 19MM | 16MM |
| Dodge | Caravan | 2000 | 3805 | Chrome Acorn | Ch | 12MM X 1.50 | 19MM | 35MM |
| Dodge | Caravan | 2000-2001 | 3805 | Chrome Acorn | Ch | 12MM X 1.50 | 19MM | 35MM |
| Dodge | Caravan | 2001-2002 | 3805 | Chrome Acorn | Ch | 12MM X 1.50 | 19MM | 35MM |
| Dodge | Caravan | 2002-2003 | 3805 | Chrome Acorn | Ch | 12MM X 1.50 | 19MM | 35MM |
| Dodge | Caravan | 2003-2004 | 3805 | Chrome Acorn | Ch | 12MM X 1.50 | 19MM | 35MM |
| Dodge | Caravan | 2004-2005 | 3805 | Chrome Acorn | Ch | 12MM X 1.50 | 19MM | 35MM |
| Dodge | Caravan | 2005-2007 | 3805 | Chrome Acorn | Ch | 12MM X 1.50 | 19MM | 35MM |
| Dodge | Caravan | 2006-2007 | 3844 | Open Bulge | Zi | 12MM X 1.50 | 19MM | 23MM |
| Dodge | Caravan | 2000-2007 | 3847 | Acorn Bulge Wire Wheel | Ch | 12MM X 1.50 | 19MM | 42MM |
| Dodge | Caravan | 2000-2007 | 3861 | Chrome Acorn | Ch | 12MM X 1.50 | 21MM | 38MM |
| Dodge | Caravan | 2004-2007 | 3877 | Chrome Acorn Nut | Ch | 12mm x 1.50 | 21mm | 35mm |
| Dodge | Caravan | 2007 | 3892 | Modified Acorn | Ch | 12MM X 1.50 | 21MM | 29MM |
| Dodge | Caravan | 2007 | 6117 | Dome Top Bulge Retainer | Ch | 12MM X 1.50 | 19MM | 35MM |
| Dodge | Caravan | 2007 | 6140 | Chrome MAG | Ch | 12MM X 1.50 | 21MM | 36MM |
| Dodge | Caravan | 2007 | 6146 | Short MAG w/Washer | Ch | 12MM X 1.50 | 21MM | 42MM |
| Dodge | Challenger | 2018 | 3839 | Open Bulge | Zi | 14MM X 1.50 | 22MM | 26MM |
| Dodge | Challenger | 2020-2022 | 3839 | Open Bulge | Zi | 14MM X 1.50 | 22MM | 26MM |
| Dodge | Challenger | 2008-2013 | 3843 | Open Bulge Alum Wheels | Zi | 14MM X 1.50 | 22MM | 21MM |
| Dodge | Challenger | 2008-2010 | 3872 | Long Hex, Short MAG w/Washer | Ch | 12MM X 1.50 | 21MM | 48MM |
| Dodge | Challenger | 2008-2010 | 3880 | Chrome Dome Top | Ch | 14MM X 1.50 | 21MM | 37MM |
| Dodge | Challenger | 2008-2010 | 3886 | Open Bulge | Ch | 14MM X 1.50 | 19MM | 21MM |

| MAKE | MODEL | YEAR | PART # | STYLE | FINISH | THREAD | HEX | LENGTH |
|-------|---------------|-----------|--------|--|--------|-------------|-------------|--------|
| Dodge | Challenger | 2008-2010 | 3890 | Modified Acorn | Ch | 14MM X 1.50 | 21MM | 43MM |
| Dodge | Challenger | 2020-2022 | 6130 | Acorn Bulge | Ch | 14MM X 1.50 | 22MM | 34MM |
| Dodge | Charger | 2006-2010 | 3807 | Acorn Bulge | Ch | 1/2 X 20 | 3/4" | 1.37" |
| Dodge | Charger | 2011-2018 | 3839 | Open Bulge | Zi | 14MM X 1.50 | 22MM | 26MM |
| Dodge | Charger | 2020-2022 | 3839 | Open Bulge | Zi | 14MM X 1.50 | 22MM | 26MM |
| Dodge | Charger | 2006-2013 | 3843 | Open Bulge Alum Wheels | Zi | 14MM X 1.50 | 22MM | 21MM |
| Dodge | Charger | 2006-2010 | 3872 | Long Hex, Short MAG w/Washer | Ch | 12MM X 1.50 | 21MM | 48MM |
| Dodge | Charger | 2006-2010 | 3880 | Chrome Dome Top | Ch | 14MM X 1.50 | 21MM | 37MM |
| Dodge | Charger | 2006-2018 | 3886 | Open Bulge | Ch | 14MM X 1.50 | 19MM | 21MM |
| Dodge | Charger | 2006-2017 | 3890 | Modified Acorn | Ch | 14MM X 1.50 | 21MM | 43MM |
| Dodge | Charger | 2020-2022 | 6130 | Acorn Bulge | Ch | 14MM X 1.50 | 22MM | 34MM |
| Dodge | Dakota | 2001-2003 | 3807 | Acorn Bulge | Ch | 1/2 X 20 | 3/4" | 1.37" |
| Dodge | Dakota | 2000-2005 | 3814 | Short MAG w/Washer | Ch | 1/2 X 20 | 13/16" | 1.46" |
| Dodge | Dakota | 2000-2005 | 3815 | Short MAG w/Washer | Ch | 12MM X 1.25 | 21MM | 37MM |
| Dodge | Dakota | 2000-2004 | 3816 | Long MAG w/Washer | Ch | 1/2 X 20 | 13/16" | 1.67" |
| Dodge | Dakota | 2000-2004 | 3807 | Acorn Bulge | Ch | 1/2 X 20 | 3/4" | 1.33" |
| Dodge | Dakota | 2000-2004 | 3824 | Open Bulge | Ch | 1/2 X 20 | 3/4" | 0.82" |
| Dodge | Dakota | 2000-2004 | 3825 | Duplex Acorn | Ch | 1/2 X 20 | 7/8" | 1.85" |
| Dodge | Dakota | 2000-2004 | 3836 | Long MAG w/Abs | Ch | 12MM X 1.25 | 21MM | 42MM |
| Dodge | Dakota | 2004-2010 | 3851 | Acorn Bulge | Ch | 9/16 X 18 | 7/8" | 1.50" |
| Dodge | Dakota | 2000-2004 | 3870 | Acorn Bulge | Ch | 1/2 X 20 | 13/16" | 1.38" |
| Dodge | Dakota | 2000-2004 | 6143 | Long MAG w/Washer Lock Nut Use With 3816 | Ch | 1/2 X 20 | Locking Nut | 1.50" |
| Dodge | Durango | 2000-2003 | 3807 | Acorn Bulge | Ch | 1/2 X 20 | 3/4" | 1.37" |
| Dodge | Durango | 2000-2003 | 3814 | Short MAG w/Washer | Ch | 1/2 X 20 | 13/16" | 1.46" |
| Dodge | Durango | 2000-2003 | 3815 | Short MAG w/Washer | Ch | 12MM X 1.25 | 21MM | 37MM |
| Dodge | Durango | 2000-2003 | 3816 | Long MAG w/Washer | Ch | 1/2 X 20 | 13/16" | 1.67" |
| Dodge | Durango | 2000-2002 | 3807 | Acorn Bulge | Ch | 1/2 X 20 | 3/4" | 1.33" |
| Dodge | Durango | 2000-2003 | 3824 | Open Bulge | Ch | 1/2 X 20 | 3/4" | 0.82" |
| Dodge | Durango | 2000-2003 | 3825 | Duplex Acorn | Ch | 1/2 X 20 | 7/8" | 1.85" |
| Dodge | Durango | 2000-2003 | 3826 | Long Duplex MAG w/Washer | Ch | 1/2 X 20 | 7/8" | 1.84" |
| Dodge | Durango | 2004-2009 | 3830 | Duplex Acorn | Ch | 9/16 X 18 | 7/8" | 1.87" |
| Dodge | Durango | 2021-2022 | 3839 | Open Bulge | Zi | 14MM X 1.50 | 22MM | 26MM |
| Dodge | Durango | 2004-2009 | 3851 | Acorn Bulge | Ch | 9/16 X 18 | 7/8" | 1.50" |
| Dodge | Durango | 2000-2003 | 3870 | Acorn Bulge | Ch | 1/2 X 20 | 13/16" | 1.38" |
| Dodge | Durango | 2011-2014 | 3887 | Chrome Acorn Bulge | Ch | 14MM X 1.50 | 22MM | 45MM |
| Dodge | Durango | 2011-2018 | 3888 | Chrome Dome Top | Ch | 14MM X 1.50 | 22MM | 39MM |
| Dodge | Durango | 2020-2022 | 3888 | Chrome Dome Top | Ch | 14MM X 1.50 | 22MM | 39MM |
| Dodge | Durango | 2000-2003 | 6143 | Long MAG w/Washer Lock Nut Use With 3816 | Ch | 1/2 X 20 | Locking Nut | 1.50" |
| Dodge | Grand Caravan | 2001-2015 | 3804 | Open Standard | Zi | 12MM X 1.50 | 19MM | 16MM |
| Dodge | Grand Caravan | 2000-2018 | 3805 | Chrome Acorn | Ch | 12MM X 1.50 | 19MM | 35MM |
| Dodge | Grand Caravan | 2020 | 3805 | Chrome Acorn | Ch | 12MM X 1.50 | 19MM | 35MM |
| Dodge | Grand Caravan | 2001-2006 | 3828 | Chrome Acorn | Ch | 12MM X 1.50 | 21MM | 35MM |
| Dodge | Grand Caravan | 2006-2007 | 3828 | Chrome Acorn | Ch | 12MM X 1.50 | 21MM | 35MM |
| Dodge | Grand Caravan | 2007-2008 | 3828 | Chrome Acorn | Ch | 12MM X 1.50 | 21MM | 35MM |
| Dodge | Grand Caravan | 2008-2009 | 3828 | Chrome Acorn | Ch | 12MM X 1.50 | 21MM | 35MM |
| Dodge | Grand Caravan | 2009-2010 | 3828 | Chrome Acorn | Ch | 12MM X 1.50 | 21MM | 35MM |
| Dodge | Grand Caravan | 2010-2015 | 3828 | Chrome Acorn | Ch | 12MM X 1.50 | 21MM | 35MM |
| Dodge | Grand Caravan | 2006 | 3844 | Open Bulge | Zi | 12MM X 1.50 | 19MM | 23MM |
| Dodge | Grand Caravan | 2006-2007 | 3844 | Open Bulge | Zi | 12MM X 1.50 | 19MM | 23MM |
| Dodge | Grand Caravan | 2007-2008 | 3844 | Open Bulge | Zi | 12MM X 1.50 | 19MM | 23MM |
| Dodge | Grand Caravan | 2008-2009 | 3844 | Open Bulge | Zi | 12MM X 1.50 | 19MM | 23MM |
| Dodge | Grand Caravan | 2009-2010 | 3844 | Open Bulge | Zi | 12MM X 1.50 | 19MM | 23MM |
| Dodge | Grand Caravan | 2010-2012 | 3844 | Open Bulge | Zi | 12MM X 1.50 | 19MM | 23MM |
| Dodge | Grand Caravan | 2000-2018 | 3847 | Acorn Bulge Wire Wheel | Ch | 12MM X 1.50 | 19MM | 42MM |
| Dodge | Grand Caravan | 2020 | 3847 | Acorn Bulge Wire Wheel | Ch | 12MM X 1.50 | 19MM | 42MM |
| Dodge | Grand Caravan | 2004-2010 | 3877 | Chrome Acorn Nut | Ch | 12mm x 1.50 | 21mm | 35mm |
| Dodge | Grand Caravan | 2007-2012 | 3892 | Modified Acorn | Ch | 12MM X 1.50 | 21MM | 29MM |
| Dodge | Grand Caravan | 2007-2012 | 6117 | Dome Top Bulge Retainer | Ch | 12MM X 1.50 | 19MM | 35MM |
| Dodge | Grand Caravan | 2007-2012 | 6140 | Chrome MAG | Ch | 12MM X 1.50 | 21MM | 36MM |
| Dodge | Grand Caravan | 2007-2012 | 6146 | Short MAG w/Washer | Ch | 12MM X 1.50 | 21MM | 42MM |
| Dodge | Intrepid | 2000-2004 | 3805 | Chrome Acorn | Ch | 12MM X 1.50 | 19MM | 35MM |
| Dodge | Intrepid | 2000-2004 | 3828 | Chrome Acorn | Ch | 12MM X 1.50 | 21MM | 35MM |
| Dodge | Intrepid | 2000-2004 | 3847 | Acorn Bulge Wire Wheel | Ch | 12MM X 1.50 | 19MM | 42MM |
| Dodge | Journey | 2009-2018 | 3805 | Chrome Acorn | Ch | 12MM X 1.50 | 19MM | 35MM |
| Dodge | Journey | 2020 | 3805 | Chrome Acorn | Ch | 12MM X 1.50 | 19MM | 35MM |
| Dodge | Journey | 2009-2012 | 3844 | Open Bulge | Zi | 12MM X 1.50 | 19MM | 23MM |
| Dodge | Journey | 2009-2018 | 3847 | Acorn Bulge Wire Wheel | Ch | 12MM X 1.50 | 19MM | 42MM |
| Dodge | Journey | 2020 | 3847 | Acorn Bulge Wire Wheel | Ch | 12MM X 1.50 | 19MM | 42MM |

DODGE

| MAKE | MODEL | YEAR | PART # | STYLE | FINISH | THREAD | HEX | LENGTH |
|-------|---------------|-----------|--------|--|--------|-------------|-------------|--------|
| Dodge | Journey | 2009-2012 | 3892 | Modified Acorn | Ch | 12MM X 1.50 | 21MM | 29MM |
| Dodge | Journey | 2009-2012 | 6117 | Dome Top Bulge Retainer | Ch | 12MM X 1.50 | 19MM | 35MM |
| Dodge | Journey | 2009-2012 | 6140 | Chrome MAG | Ch | 12MM X 1.50 | 21MM | 36MM |
| Dodge | Journey | 2009-2012 | 6146 | Short MAG w/Washer | Ch | 12MM X 1.50 | 21MM | 42MM |
| Dodge | Magnum | 2005-2008 | 3806 | Acorn Bulge | Ch | 14MM X 1.50 | 19MM | 35MM |
| Dodge | Magnum | 2005-2008 | 3843 | Open Bulge Alum Wheels | Zi | 14MM X 1.50 | 22MM | 21MM |
| Dodge | Magnum | 2005-2008 | 3880 | Chrome Dome Top | Ch | 14MM X 1.50 | 21MM | 37MM |
| Dodge | Magnum | 2005-2008 | 3886 | Open Bulge | Ch | 14MM X 1.50 | 19MM | 21MM |
| Dodge | Neon | 2000-2005 | 3805 | Chrome Acorn | Ch | 12MM X 1.50 | 19MM | 35MM |
| Dodge | Neon | 2002-2005 | 3846 | External Thread Solid Steel - Use 3865/7 Cap | Zi | 12MM X 1.50 | 19MM | 28MM |
| Dodge | Neon | 2002-2005 | 3847 | Acorn Bulge Wire Wheel | Ch | 12MM X 1.50 | 19MM | 42MM |
| Dodge | Nitro | 2007-2011 | 3807 | Acorn Bulge | Ch | 1/2 X 20 | 3/4" | 1.37" |
| Dodge | Nitro | 2008-2010 | 3816 | Long MAG w/Washer | Ch | 1/2 X 20 | 13/16" | 1.67" |
| Dodge | Nitro | 2007-2011 | 3807 | Acorn Bulge | Ch | 1/2 X 20 | 3/4" | 1.33" |
| Dodge | Nitro | 2007-2011 | 3825 | Duplex Acorn | Ch | 1/2 X 20 | 7/8" | 1.85" |
| Dodge | Nitro | 2007-2011 | 3870 | Acorn Bulge | Ch | 1/2 X 20 | 13/16" | 1.38" |
| Dodge | Nitro | 2008-2010 | 6143 | Long MAG w/Washer Lock Nut Use With 3816 | Ch | 1/2 X 20 | Locking Nut | 1.50" |
| Dodge | Ram 1500 Van | 2000-2003 | 3803 | Open Standard | Zi | 1/2 X 20 | 3/4" | 0.62" |
| Dodge | Ram 1500 Van | 2000-2003 | 3815 | Short MAG w/Washer | Ch | 12MM X 1.25 | 21MM | 37MM |
| Dodge | Ram 1500 Van | 2000-2003 | 3816 | Long MAG w/Washer | Ch | 1/2 X 20 | 13/16" | 1.67" |
| Dodge | Ram 1500 Van | 2000-2003 | 3807 | Acorn Bulge | Ch | 1/2 X 20 | 3/4" | 1.33" |
| Dodge | Ram 1500 Van | 2000-2003 | 3826 | Long Duplex MAG w/Washer | Ch | 1/2 X 20 | 7/8" | 1.84" |
| Dodge | Ram 1500 Van | 2000-2003 | 3870 | Acorn Bulge | Ch | 1/2 X 20 | 13/16" | 1.38" |
| Dodge | Ram 1500 Van | 2000-2003 | 6143 | Long MAG w/Washer Lock Nut Use With 3816 | Ch | 1/2 X 20 | Locking Nut | 1.50" |
| Dodge | Ram 1500 | 2000-2003 | 3814 | Short MAG w/Washer | Ch | 1/2 X 20 | 13/16" | 1.46" |
| Dodge | Ram 1500 | 2000-2001 | 3816 | Long MAG w/Washer | Ch | 1/2 X 20 | 13/16" | 1.67" |
| Dodge | Ram 1500 | 2000-2001 | 3807 | Acorn Bulge | Ch | 1/2 X 20 | 3/4" | 1.33" |
| Dodge | Ram 1500 | 2000-2001 | 3825 | Duplex Acorn | Ch | 1/2 X 20 | 7/8" | 1.85" |
| Dodge | Ram 1500 | 2007-2010 | 3829 | Open Bulge | Zi | 9/16 X 18 | 15/16" | 1.03" |
| Dodge | Ram 1500 | 2007-2009 | 3830 | Duplex Acorn | Ch | 9/16 X 18 | 7/8" | 1.87" |
| Dodge | Ram 1500 | 2002-2010 | 3851 | Acorn Bulge | Ch | 9/16 X 18 | 7/8" | 1.50" |
| Dodge | Ram 1500 | 2000-2001 | 6143 | Long MAG w/Washer Lock Nut Use With 3816 | Ch | 1/2 X 20 | Locking Nut | 1.50" |
| Dodge | Ram 2500 Van | 2000-2003 | 3815 | Short MAG w/Washer | Ch | 12MM X 1.25 | 21MM | 37MM |
| Dodge | Ram 2500 Van | 2000-2003 | 3816 | Long MAG w/Washer | Ch | 1/2 X 20 | 13/16" | 1.67" |
| Dodge | Ram 2500 Van | 2000-2003 | 3826 | Long Duplex MAG w/Washer | Ch | 1/2 X 20 | 7/8" | 1.84" |
| Dodge | Ram 2500 Van | 2000-2003 | 3829 | Open Bulge | Zi | 9/16 X 18 | 15/16" | 1.03" |
| Dodge | Ram 2500 Van | 2000-2003 | 3851 | Acorn Bulge | Ch | 9/16 X 18 | 7/8" | 1.50" |
| Dodge | Ram 2500 Van | 2000-2003 | 3870 | Acorn Bulge | Ch | 1/2 X 20 | 13/16" | 1.38" |
| Dodge | Ram 2500 Van | 2000-2003 | 6143 | Long MAG w/Washer Lock Nut Use With 3816 | Ch | 1/2 X 20 | Locking Nut | 1.50" |
| Dodge | Ram 2500 | 2000-2010 | 3815 | Short MAG w/Washer | Ch | 12MM X 1.25 | 21MM | 37MM |
| Dodge | Ram 2500 | 2000-2003 | 3816 | Long MAG w/Washer | Ch | 1/2 X 20 | 13/16" | 1.67" |
| Dodge | Ram 2500 | 2000-2003 | 3807 | Acorn Bulge | Ch | 1/2 X 20 | 3/4" | 1.33" |
| Dodge | Ram 2500 | 2000-2010 | 3829 | Open Bulge | Zi | 9/16 X 18 | 15/16" | 1.03" |
| Dodge | Ram 2500 | 2000-2010 | 3830 | Duplex Acorn | Ch | 9/16 X 18 | 7/8" | 1.87" |
| Dodge | Ram 2500 | 2000-2010 | 3851 | Acorn Bulge | Ch | 9/16 X 18 | 7/8" | 1.50" |
| Dodge | Ram 2500 | 2000-2003 | 6143 | Long MAG w/Washer Lock Nut Use With 3816 | Ch | 1/2 X 20 | Locking Nut | 1.50" |
| Dodge | Ram 3500 4WD | 2000-2010 | 3829 | Open Bulge | Zi | 9/16 X 18 | 15/16" | 1.03" |
| Dodge | Ram 3500 4WD | 2000-2010 | 3851 | Acorn Bulge | Ch | 9/16 X 18 | 7/8" | 1.50" |
| Dodge | Ram 3500 RWD | 2000-2010 | 3829 | Open Bulge | Zi | 9/16 X 18 | 15/16" | 1.03" |
| Dodge | Ram 3500 RWD | 2000-2010 | 3851 | Acorn Bulge | Ch | 9/16 X 18 | 7/8" | 1.50" |
| Dodge | Ram 3500 Van | 2000-2003 | 3826 | Long Duplex MAG w/Washer | Ch | 1/2 X 20 | 7/8" | 1.84" |
| Dodge | Ram 3500 Van | 2000-2003 | 3829 | Open Bulge | Zi | 9/16 X 18 | 15/16" | 1.03" |
| Dodge | Ram 3500 Van | 2001-2003 | 3830 | Duplex Acorn | Ch | 9/16 X 18 | 7/8" | 1.87" |
| Dodge | Ram 3500 Van | 2000-2003 | 3870 | Acorn Bulge | Ch | 1/2 X 20 | 13/16" | 1.38" |
| Dodge | Ram 3500 | 2000-2003 | 3807 | Acorn Bulge | Ch | 1/2 X 20 | 3/4" | 1.33" |
| Dodge | Ram 3500 | 2000-2010 | 3830 | Duplex Acorn | Ch | 9/16 X 18 | 7/8" | 1.87" |
| Dodge | Ram 3500 | 2000-2010 | 3863 | Chrome Acorn | Ch | 1/2 X 20 | 13/16" | 1.38" |
| Dodge | Ram 3500 | 2000-2010 | 6116 | Black Flat Flange | Blk | 9/16 X 18 | 15/16" | 1.10" |
| Dodge | Ram 4500 | 2008-2010 | 3830 | Duplex Acorn | Ch | 9/16 X 18 | 7/8" | 1.87" |
| Dodge | Ram 4500 | 2008-2010 | 6116 | Black Flat Flange | Blk | 9/16 X 18 | 15/16" | 1.10" |
| Dodge | Ram 5500 | 2008-2010 | 3830 | Duplex Acorn | Ch | 9/16 X 18 | 7/8" | 1.87" |
| Dodge | Ram 5500 | 2008-2010 | 6116 | Black Flat Flange | Blk | 9/16 X 18 | 15/16" | 1.10" |
| Dodge | Sprinter 2500 | 2003-2006 | 3886 | Open Bulge | Ch | 14MM X 1.50 | 19MM | 21MM |
| Dodge | Stratus Sedan | 2001-2006 | 3844 | Open Bulge | Zi | 12MM X 1.50 | 19MM | 23MM |
| Dodge | Stratus | 2000 | 3804 | Open Standard | Zi | 12MM X 1.50 | 19MM | 16MM |
| Dodge | Stratus | 2001-2006 | 3805 | Chrome Acorn | Ch | 12MM X 1.50 | 19MM | 35MM |
| Dodge | Stratus | 2000-2006 | 3828 | Chrome Acorn | Ch | 12MM X 1.50 | 21MM | 35MM |
| Dodge | Stratus | 2006 | 3844 | Open Bulge | Zi | 12MM X 1.50 | 19MM | 23MM |

| MAKE | MODEL | YEAR | PART # | STYLE | FINISH | THREAD | HEX | LENGTH |
|------------|------------------|-----------|--------|--|--------|-------------|-------------|--------|
| Dodge | Stratus | 2001-2005 | 3848 | Open Bulge | Zi | 12MM X 1.50 | 21MM | 16MM |
| Dodge | Stratus | 2001-2006 | 3861 | Chrome Acorn | Ch | 12MM X 1.50 | 21MM | 38MM |
| Dodge | Stratus | 2005-2006 | 3877 | Chrome Acorn Nut | Ch | 12mm x 1.50 | 21mm | 35mm |
| Dodge | Stratus | 2001-2005 | 6150 | Acorn Bulge | Ch | 12MM X 1.50 | 19MM | 30MM |
| Dodge | Viper | 2000-2002 | 3815 | Short MAG w/Washer | Ch | 12MM X 1.25 | 21MM | 37MM |
| Dodge | Viper | 2008-2010 | 3815 | Short MAG w/Washer | Ch | 12MM X 1.25 | 21MM | 37MM |
| Dodge | Viper | 2000-2002 | 3816 | Long MAG w/Washer | Ch | 1/2 X 20 | 13/16" | 1.67" |
| Dodge | Viper | 2008-2010 | 3816 | Long MAG w/Washer | Ch | 1/2 X 20 | 13/16" | 1.67" |
| Dodge | Viper | 2001-2006 | 3807 | Acorn Bulge | Ch | 1/2 X 20 | 3/4" | 1.33" |
| Dodge | Viper | 2008-2010 | 3807 | Acorn Bulge | Ch | 1/2 X 20 | 3/4" | 1.33" |
| Dodge | Viper | 2015-2017 | 3807 | Acorn Bulge | Ch | 1/2 X 20 | 3/4" | 1.33" |
| Dodge | Viper | 2000-2002 | 3824 | Open Bulge | Ch | 1/2 X 20 | 3/4" | 0.82" |
| Dodge | Viper | 2006 | 3824 | Open Bulge | Ch | 1/2 X 20 | 3/4" | 0.82" |
| Dodge | Viper | 2008-2010 | 3824 | Open Bulge | Ch | 1/2 X 20 | 3/4" | 0.82" |
| Dodge | Viper | 2000-2002 | 3825 | Duplex Acorn | Ch | 1/2 X 20 | 7/8" | 1.85" |
| Dodge | Viper | 2006 | 3825 | Duplex Acorn | Ch | 1/2 X 20 | 7/8" | 1.85" |
| Dodge | Viper | 2008-2010 | 3825 | Duplex Acorn | Ch | 1/2 X 20 | 7/8" | 1.85" |
| Dodge | Viper | 2000-2002 | 3836 | Long MAG w/Abs | Ch | 12MM X 1.25 | 21MM | 42MM |
| Dodge | Viper | 2008-2010 | 3836 | Long MAG w/Abs | Ch | 12MM X 1.25 | 21MM | 42MM |
| Dodge | Viper | 2001-2006 | 3852 | Dome Top Bulge | Ch | 1/2 X 20 | 3/4" | 1.57" |
| Dodge | Viper | 2008-2010 | 3852 | Dome Top Bulge | Ch | 1/2 X 20 | 3/4" | 1.57" |
| Dodge | Viper | 2015-2017 | 3852 | Dome Top Bulge | Ch | 1/2 X 20 | 3/4" | 1.57" |
| Dodge | Viper | 2001-2006 | 3870 | Acorn Bulge | Ch | 1/2 X 20 | 13/16" | 1.38" |
| Dodge | Viper | 2008-2010 | 3870 | Acorn Bulge | Ch | 1/2 X 20 | 13/16" | 1.38" |
| Dodge | Viper | 2015-2017 | 3870 | Acorn Bulge | Ch | 1/2 X 20 | 13/16" | 1.38" |
| Dodge | Viper | 2000-2002 | 6143 | Long MAG w/Washer Lock Nut Use With 3816 | Ch | 1/2 X 20 | Locking Nut | 1.50" |
| Dodge | Viper | 2008-2010 | 6143 | Long MAG w/Washer Lock Nut Use With 3816 | Ch | 1/2 X 20 | Locking Nut | 1.50" |
| Ford (Mex) | Courier | 2006-2010 | 6115 | Chrome Dome Top | Ch | 1/2 X 20 | 13/16" | 1.50" |
| Ford | Bronco Sport | 2021-2023 | 6119 | Chrome Acorn | Ch | 12MM X 1.50 | 19MM | 32MM |
| Ford | Bronco | 2021-2023 | 6119 | Chrome Acorn | Ch | 12MM X 1.50 | 19MM | 32MM |
| Ford | Contour | 2000 | 3828 | Chrome Acorn | Ch | 12MM X 1.50 | 21MM | 35MM |
| Ford | Contour | 2000 | 3844 | Open Bulge | Zi | 12MM X 1.50 | 19MM | 23MM |
| Ford | Contour | 2000 | 3845 | Chrome Dome Top | Ch | 12MM X 1.50 | 19MM | 37MM |
| Ford | Courier | 2001-2011 | 3802 | Open Standard | Zi | 1/2 X 20 | 13/16" | 0.62" |
| Ford | Courier | 2001-2011 | 3860 | Acorn Bulge | Ch | 1/2 X 20 | 13/16" | 0.83" |
| Ford | Crown Victoria | 2000-2005 | 3802 | Open Standard | Zi | 1/2 X 20 | 13/16" | 0.62" |
| Ford | Crown Victoria | 2000-2010 | 3814 | Short MAG w/Washer | Ch | 1/2 X 20 | 13/16" | 1.46" |
| Ford | Crown Victoria | 2000-2010 | 3815 | Short MAG w/Washer | Ch | 12MM X 1.25 | 21MM | 37MM |
| Ford | Crown Victoria | 2000-2010 | 3816 | Long MAG w/Washer | Ch | 1/2 X 20 | 13/16" | 1.67" |
| Ford | Crown Victoria | 2000-2010 | 3824 | Open Bulge | Ch | 1/2 X 20 | 3/4" | 0.82" |
| Ford | Crown Victoria | 2000-2010 | 3825 | Duplex Acorn | Ch | 1/2 X 20 | 7/8" | 1.85" |
| Ford | Crown Victoria | 2000-2011 | 3835 | Zinc Retainer Wheel Cover Nut | Zi | 1/2 X 20 | 13/16" | 1.10" |
| Ford | Crown Victoria | 2000-2005 | 3860 | Acorn Bulge | Ch | 1/2 X 20 | 13/16" | 0.83" |
| Ford | Crown Victoria | 2000-2010 | 3870 | Acorn Bulge | Ch | 1/2 X 20 | 13/16" | 1.38" |
| Ford | Crown Victoria | 2000-2005 | 3874 | Acorn Bulge | Ch | 1/2 X 20 | 13/16" | 1.50" |
| Ford | Crown Victoria | 2006-2011 | 6115 | Chrome Dome Top | Ch | 1/2 X 20 | 13/16" | 1.50" |
| Ford | Crown Victoria | 2000-2010 | 6143 | Long MAG w/Washer Lock Nut Use With 3816 | Ch | 1/2 X 20 | Locking Nut | 1.50" |
| Ford | E-150 Club Wagon | 2003 | 3802 | Open Standard | Zi | 1/2 X 20 | 13/16" | 0.62" |
| Ford | E-150 Club Wagon | 2003-2005 | 3814 | Short MAG w/Washer | Ch | 1/2 X 20 | 13/16" | 1.46" |
| Ford | E-150 Club Wagon | 2003 | 3815 | Short MAG w/Washer | Ch | 12MM X 1.25 | 21MM | 37MM |
| Ford | E-150 Club Wagon | 2003-2005 | 3816 | Long MAG w/Washer | Ch | 1/2 X 20 | 13/16" | 1.67" |
| Ford | E-150 Club Wagon | 2003-2005 | 3824 | Open Bulge | Ch | 1/2 X 20 | 3/4" | 0.82" |
| Ford | E-150 Club Wagon | 2003-2005 | 3825 | Duplex Acorn | Ch | 1/2 X 20 | 7/8" | 1.85" |
| Ford | E-150 Club Wagon | 2003-2005 | 3826 | Long Duplex MAG w/Washer | Ch | 1/2 X 20 | 7/8" | 1.84" |
| Ford | E-150 Club Wagon | 2003-2005 | 3860 | Acorn Bulge | Ch | 1/2 X 20 | 13/16" | 0.83" |
| Ford | E-150 Club Wagon | 2003 | 3870 | Acorn Bulge | Ch | 1/2 X 20 | 13/16" | 1.38" |
| Ford | E-150 Club Wagon | 2003-2005 | 6143 | Long MAG w/Washer Lock Nut Use With 3816 | Ch | 1/2 X 20 | Locking Nut | 1.50" |
| Ford | E-150 | 2002-2013 | 3802 | Open Standard | Zi | 1/2 X 20 | 13/16" | 0.62" |
| Ford | E-150 | 2007-2014 | 3811 | Open Standard | Zi | 9/16 X 18 | 7/8" | .75" |
| Ford | E-150 | 2002-2006 | 3814 | Short MAG w/Washer | Ch | 1/2 X 20 | 13/16" | 1.46" |
| Ford | E-150 | 2002-2006 | 3815 | Short MAG w/Washer | Ch | 12MM X 1.25 | 21MM | 37MM |
| Ford | E-150 | 2002-2006 | 3816 | Long MAG w/Washer | Ch | 1/2 X 20 | 13/16" | 1.67" |
| Ford | E-150 | 2002-2006 | 3824 | Open Bulge | Ch | 1/2 X 20 | 3/4" | 0.82" |
| Ford | E-150 | 2007-2014 | 3825 | Duplex Acorn | Ch | 1/2 X 20 | 7/8" | 1.85" |
| Ford | E-150 | 2007-2010 | 3830 | Duplex Acorn | Ch | 9/16 X 18 | 7/8" | 1.87" |
| Ford | E-150 | 2012 | 3830 | Duplex Acorn | Ch | 9/16 X 18 | 7/8" | 1.87" |
| Ford | E-150 | 2008-2010 | 3835 | Zinc Retainer Wheel Cover Nut | Zi | 1/2 X 20 | 13/16" | 1.10" |
| Ford | E-150 | 2002-2006 | 3860 | Acorn Bulge | Ch | 1/2 X 20 | 13/16" | 0.83" |

FORD

| MAKE | MODEL | YEAR | PART # | STYLE | FINISH | THREAD | HEX | LENGTH |
|------|------------------|-----------|--------|--|--------|-------------|-------------|--------|
| Ford | E-150 | 2002-2006 | 3870 | Acorn Bulge | Ch | 1/2 X 20 | 13/16" | 1.38" |
| Ford | E-150 | 2002-2006 | 6143 | Long MAG w/Washer Lock Nut Use With 3816 | Ch | 1/2 X 20 | Locking Nut | 1.50" |
| Ford | E-250 | 2003-2013 | 3802 | Open Standard | Zi | 1/2 X 20 | 13/16" | 0.62" |
| Ford | E-250 | 2003-2014 | 3811 | Open Standard | Zi | 9/16 X 18 | 7/8" | .75" |
| Ford | E-250 | 2003-2007 | 3814 | Short MAG w/Washer | Ch | 1/2 X 20 | 13/16" | 1.46" |
| Ford | E-250 | 2003 | 3815 | Short MAG w/Washer | Ch | 12MM X 1.25 | 21MM | 37MM |
| Ford | E-250 | 2005-2007 | 3815 | Short MAG w/Washer | Ch | 12MM X 1.25 | 21MM | 37MM |
| Ford | E-250 | 2003-2007 | 3816 | Long MAG w/Washer | Ch | 1/2 X 20 | 13/16" | 1.67" |
| Ford | E-250 | 2003 | 3824 | Open Bulge | Ch | 1/2 X 20 | 3/4" | 0.82" |
| Ford | E-250 | 2005-2007 | 3824 | Open Bulge | Ch | 1/2 X 20 | 3/4" | 0.82" |
| Ford | E-250 | 2006-2007 | 3825 | Duplex Acorn | Ch | 1/2 X 20 | 7/8" | 1.85" |
| Ford | E-250 | 2003-2007 | 3826 | Long Duplex MAG w/Washer | Ch | 1/2 X 20 | 7/8" | 1.84" |
| Ford | E-250 | 2003-2010 | 3830 | Duplex Acorn | Ch | 9/16 X 18 | 7/8" | 1.87" |
| Ford | E-250 | 2012 | 3830 | Duplex Acorn | Ch | 9/16 X 18 | 7/8" | 1.87" |
| Ford | E-250 | 2003 | 3870 | Acorn Bulge | Ch | 1/2 X 20 | 13/16" | 1.38" |
| Ford | E-250 | 2005-2007 | 3870 | Acorn Bulge | Ch | 1/2 X 20 | 13/16" | 1.38" |
| Ford | E-250 | 2003-2007 | 6143 | Long MAG w/Washer Lock Nut Use With 3816 | Ch | 1/2 X 20 | Locking Nut | 1.50" |
| Ford | E-350 Club Wagon | 2002-2005 | 3811 | Open Standard | Zi | 9/16 X 18 | 7/8" | .75" |
| Ford | E-350 Club Wagon | 2002-2005 | 3814 | Short MAG w/Washer | Ch | 1/2 X 20 | 13/16" | 1.46" |
| Ford | E-350 Club Wagon | 2005 | 3815 | Short MAG w/Washer | Ch | 12MM X 1.25 | 21MM | 37MM |
| Ford | E-350 Club Wagon | 2005 | 3824 | Open Bulge | Ch | 1/2 X 20 | 3/4" | 0.82" |
| Ford | E-350 Club Wagon | 2005 | 3826 | Long Duplex MAG w/Washer | Ch | 1/2 X 20 | 7/8" | 1.84" |
| Ford | E-350 Club Wagon | 2002-2005 | 3830 | Duplex Acorn | Ch | 9/16 X 18 | 7/8" | 1.87" |
| Ford | E-350 Club Wagon | 2005 | 3870 | Acorn Bulge | Ch | 1/2 X 20 | 13/16" | 1.38" |
| Ford | E-350 Super Duty | 2007-2018 | 3811 | Open Standard | Zi | 9/16 X 18 | 7/8" | .75" |
| Ford | E-350 Super Duty | 2021-2023 | 3811 | Open Standard | Zi | 9/16 X 18 | 7/8" | .75" |
| Ford | E-350 Super Duty | 2005-2009 | 3814 | Short MAG w/Washer | Ch | 1/2 X 20 | 13/16" | 1.46" |
| Ford | E-350 Super Duty | 2007-2009 | 3815 | Short MAG w/Washer | Ch | 12MM X 1.25 | 21MM | 37MM |
| Ford | E-350 Super Duty | 2005-2007 | 3816 | Long MAG w/Washer | Ch | 1/2 X 20 | 13/16" | 1.67" |
| Ford | E-350 Super Duty | 2005-2007 | 3824 | Open Bulge | Ch | 1/2 X 20 | 3/4" | 0.82" |
| Ford | E-350 Super Duty | 2007-2017 | 3825 | Duplex Acorn | Ch | 1/2 X 20 | 7/8" | 1.85" |
| Ford | E-350 Super Duty | 2005-2009 | 3826 | Long Duplex MAG w/Washer | Ch | 1/2 X 20 | 7/8" | 1.84" |
| Ford | E-350 Super Duty | 2000 | 3830 | Duplex Acorn | Ch | 9/16 X 18 | 7/8" | 1.87" |
| Ford | E-350 Super Duty | 2004-2012 | 3830 | Duplex Acorn | Ch | 9/16 X 18 | 7/8" | 1.87" |
| Ford | E-350 Super Duty | 2021 | 3830 | Duplex Acorn | Ch | 9/16 X 18 | 7/8" | 1.87" |
| Ford | E-350 Super Duty | 2005-2009 | 3870 | Acorn Bulge | Ch | 1/2 X 20 | 13/16" | 1.38" |
| Ford | E-350 Super Duty | 2000 | 3884 | Black Flat Flange Nut | Blk | 9/16 X 18 | 7/8" | 1.06" |
| Ford | E-350 Super Duty | 2004-2018 | 3884 | Black Flat Flange Nut | Blk | 9/16 X 18 | 7/8" | 1.06" |
| Ford | E-350 Super Duty | 2021-2023 | 3884 | Black Flat Flange Nut | Blk | 9/16 X 18 | 7/8" | 1.06" |
| Ford | E-350 Super Duty | 2005-2007 | 6143 | Long MAG w/Washer Lock Nut Use With 3816 | Ch | 1/2 X 20 | Locking Nut | 1.50" |
| Ford | E-450 Super Duty | 2008-2017 | 3811 | Open Standard | Zi | 9/16 X 18 | 7/8" | .75" |
| Ford | E-450 Super Duty | 2021-2023 | 3811 | Open Standard | Zi | 9/16 X 18 | 7/8" | .75" |
| Ford | E-450 Super Duty | 2003-2007 | 3814 | Short MAG w/Washer | Ch | 1/2 X 20 | 13/16" | 1.46" |
| Ford | E-450 Super Duty | 2003-2007 | 3816 | Long MAG w/Washer | Ch | 1/2 X 20 | 13/16" | 1.67" |
| Ford | E-450 Super Duty | 2003-2007 | 3825 | Duplex Acorn | Ch | 1/2 X 20 | 7/8" | 1.85" |
| Ford | E-450 Super Duty | 2003 | 3830 | Duplex Acorn | Ch | 9/16 X 18 | 7/8" | 1.87" |
| Ford | E-450 Super Duty | 2003 | 3830 | Duplex Acorn | Ch | 9/16 X 18 | 7/8" | 1.87" |
| Ford | E-450 Super Duty | 2003-2004 | 3830 | Duplex Acorn | Ch | 9/16 X 18 | 7/8" | 1.87" |
| Ford | E-450 Super Duty | 2004 | 3830 | Duplex Acorn | Ch | 9/16 X 18 | 7/8" | 1.87" |
| Ford | E-450 Super Duty | 2004-2005 | 3830 | Duplex Acorn | Ch | 9/16 X 18 | 7/8" | 1.87" |
| Ford | E-450 Super Duty | 2005-2006 | 3830 | Duplex Acorn | Ch | 9/16 X 18 | 7/8" | 1.87" |
| Ford | E-450 Super Duty | 2006 | 3830 | Duplex Acorn | Ch | 9/16 X 18 | 7/8" | 1.87" |
| Ford | E-450 Super Duty | 2006-2007 | 3830 | Duplex Acorn | Ch | 9/16 X 18 | 7/8" | 1.87" |
| Ford | E-450 Super Duty | 2007 | 3830 | Duplex Acorn | Ch | 9/16 X 18 | 7/8" | 1.87" |
| Ford | E-450 Super Duty | 2007-2008 | 3830 | Duplex Acorn | Ch | 9/16 X 18 | 7/8" | 1.87" |
| Ford | E-450 Super Duty | 2008 | 3830 | Duplex Acorn | Ch | 9/16 X 18 | 7/8" | 1.87" |
| Ford | E-450 Super Duty | 2008-2009 | 3830 | Duplex Acorn | Ch | 9/16 X 18 | 7/8" | 1.87" |
| Ford | E-450 Super Duty | 2009 | 3830 | Duplex Acorn | Ch | 9/16 X 18 | 7/8" | 1.87" |
| Ford | E-450 Super Duty | 2009-2010 | 3830 | Duplex Acorn | Ch | 9/16 X 18 | 7/8" | 1.87" |
| Ford | E-450 Super Duty | 2010 | 3830 | Duplex Acorn | Ch | 9/16 X 18 | 7/8" | 1.87" |
| Ford | E-450 Super Duty | 2010 | 3830 | Duplex Acorn | Ch | 9/16 X 18 | 7/8" | 1.87" |
| Ford | E-450 Super Duty | 2012 | 3830 | Duplex Acorn | Ch | 9/16 X 18 | 7/8" | 1.87" |
| Ford | E-450 Super Duty | 2012 | 3830 | Duplex Acorn | Ch | 9/16 X 18 | 7/8" | 1.87" |
| Ford | E-450 Super Duty | 2021 | 3830 | Duplex Acorn | Ch | 9/16 X 18 | 7/8" | 1.87" |
| Ford | E-450 Super Duty | 2005-2007 | 3834 | Acorn Duplex | Ch | 14MM X 1.50 | 22MM | 47MM |
| Ford | E-450 Super Duty | 2003-2007 | 3860 | Acorn Bulge | Ch | 1/2 X 20 | 13/16" | 0.83" |
| Ford | E-450 Super Duty | 2003-2007 | 3870 | Acorn Bulge | Ch | 1/2 X 20 | 13/16" | 1.38" |
| Ford | E-450 Super Duty | 2003-2017 | 3884 | Black Flat Flange Nut | Blk | 9/16 X 18 | 7/8" | 1.06" |

| MAKE | MODEL | YEAR | PART # | STYLE | FINISH | THREAD | HEX | LENGTH |
|------|---------------------|-----------|--------|--|--------|-------------|-------------|---------|
| Ford | E-450 Super Duty | 2021-2023 | 3884 | Black Flat Flange Nut | Blk | 9/16 X 18 | 7/8" | 1.06" |
| Ford | E-450 Super Duty | 2003-2007 | 6143 | Long MAG w/Washer Lock Nut Use With 3816 | Ch | 1/2 X 20 | Locking Nut | 1.50" |
| Ford | EcoSport | 2018-2022 | 6119 | Chrome Acorn | Ch | 12MM X 1.50 | 19MM | 32MM |
| Ford | Edge | 2015-2018 | 3809 | Acorn Bulge | Ch | 14MM X 1.50 | 21MM | 38MM |
| Ford | Edge | 2020-2021 | 3809 | Acorn Bulge | Ch | 14MM X 1.50 | 21MM | 38MM |
| Ford | Edge | 2007-2014 | 3812 | Open Standard | Zi | 14MM X 1.50 | 22MM | 15MM |
| Ford | Edge | 2007-2014 | 3814 | Short MAG w/Washer | Ch | 1/2 X 20 | 13/16" | 1.46" |
| Ford | Edge | 2007-2013 | 3815 | Short MAG w/Washer | Ch | 12MM X 1.25 | 21MM | 37MM |
| Ford | Edge | 2007-2013 | 3816 | Long MAG w/Washer | Ch | 1/2 X 20 | 13/16" | 1.67" |
| Ford | Edge | 2007-2013 | 3824 | Open Bulge | Ch | 1/2 X 20 | 3/4" | 0.82" |
| Ford | Edge | 2007-2013 | 3825 | Duplex Acorn | Ch | 1/2 X 20 | 7/8" | 1.85" |
| Ford | Edge | 2007-2013 | 3826 | Long Duplex MAG w/Washer | Ch | 1/2 X 20 | 7/8" | 1.84" |
| Ford | Edge | 2007-2014 | 3852 | Dome Top Bulge | Ch | 1/2 X 20 | 3/4" | 1.57" |
| Ford | Edge | 2007-2013 | 3870 | Acorn Bulge | Ch | 1/2 X 20 | 13/16" | 1.38" |
| Ford | Edge | 2009-2015 | 4683 | External Thread | Zi | 12MM X 1.50 | 19MM | 31.25MM |
| Ford | Edge | 2007-2013 | 6143 | Long MAG w/Washer Lock Nut Use With 3816 | Ch | 1/2 X 20 | Locking Nut | 1.50" |
| Ford | Escape | 2013-2018 | 3805 | Chrome Acorn | Ch | 12MM X 1.50 | 19MM | 35MM |
| Ford | Escape | 2001-2013 | 3808 | Acorn Bulge | Ch | 7/16 X 20 | 3/4" | 1.22" |
| Ford | Escape | 2007-2010 | 3844 | Open Bulge | Zi | 12MM X 1.50 | 19MM | 23MM |
| Ford | Escape | 2001-2013 | 3845 | Chrome Dome Top | Ch | 12MM X 1.50 | 19MM | 37MM |
| Ford | Escape | 2007-2010 | 3892 | Modified Acorn | Ch | 12MM X 1.50 | 21MM | 29MM |
| Ford | Escape | 2006-2012 | 6112 | Acorn Bulge | Ch | 12MM X 1.50 | 19MM | 39MM |
| Ford | Escape | 2007-2010 | 6117 | Dome Top Bulge Retainer | Ch | 12MM X 1.50 | 19MM | 35MM |
| Ford | Escape | 2013-2018 | 6119 | Chrome Acorn | Ch | 12MM X 1.50 | 19MM | 32MM |
| Ford | Escape | 2020-2022 | 6119 | Chrome Acorn | Ch | 12MM X 1.50 | 19MM | 32MM |
| Ford | Escape | 2007-2010 | 6140 | Chrome MAG | Ch | 12MM X 1.50 | 21MM | 36MM |
| Ford | Escape | 2007-2010 | 6146 | Short MAG w/Washer | Ch | 12MM X 1.50 | 21MM | 42MM |
| Ford | Escort | 2000-2003 | 3828 | Chrome Acorn | Ch | 12MM X 1.50 | 21MM | 35MM |
| Ford | Escort | 2000-2003 | 3837 | Chrome Retainer Wheel Cover Nut | Ch | 12MM X 1.50 | 21MM | 31MM |
| Ford | Escort | 2000 | 3848 | Open Bulge | Zi | 12MM X 1.50 | 21MM | 16MM |
| Ford | Escort | 2000-2001 | 3848 | Open Bulge | Zi | 12MM X 1.50 | 21MM | 16MM |
| Ford | Escort | 2001-2002 | 3848 | Open Bulge | Zi | 12MM X 1.50 | 21MM | 16MM |
| Ford | Escort | 2002-2003 | 3848 | Open Bulge | Zi | 12MM X 1.50 | 21MM | 16MM |
| Ford | Escort | 2003 | 3848 | Open Bulge | Zi | 12MM X 1.50 | 21MM | 16MM |
| Ford | Escort | 2000-2003 | 3869 | Chrome Acorn | Ch | 12MM X 1.50 | 21MM | 26MM |
| Ford | Escort | 2000-2003 | 6120 | Zinc Retainer Wheel Cover Nut | Zi | 14MM X 1.50 | 21MM | 26MM |
| Ford | Excursion | 2000-2002 | 3856 | Flat Flange | Blk | 14MM X 2.0 | 21MM | 26MM |
| Ford | Excursion | 2000-2002 | 3868 | Acorn Bulge | Ch | 14MM X 2.0 | 21MM | 54MM |
| Ford | Excursion | 2000-2002 | 3881 | Acorn Bulge | Ch | 14MM X 2.0 | 19MM | 50MM |
| Ford | Excursion | 2003-2005 | 3886 | Open Bulge | Ch | 14MM X 1.50 | 19MM | 21MM |
| Ford | Expedition 4WD | 2000 | 3856 | Flat Flange | Blk | 14MM X 2.0 | 21MM | 26MM |
| Ford | Expedition | 2015-2018 | 3810 | Chrome Dome Top | Ch | 14MM X 1.50 | 21MM | 44MM |
| Ford | Expedition | 2020-2022 | 3810 | Chrome Dome Top | Ch | 14MM X 1.50 | 21MM | 44MM |
| Ford | Expedition | 2015-2022 | 3810w | OE Style Chrome Dome Top | Ch | 14mm x 1.5 | 21mm | 42mm |
| Ford | Expedition | 2015-2018 | 3839 | Open Bulge | Zi | 14MM X 1.50 | 22MM | 26MM |
| Ford | Expedition | 2000-2002 | 3856 | Flat Flange | Blk | 14MM X 2.0 | 21MM | 26MM |
| Ford | Expedition | 2001-2002 | 3857 | Flat Flange Dome Top | Ch | 14MM X 2.0 | 21MM | 52MM |
| Ford | Expedition | 2000 | 3862 | Flat Flange | Blk | 12MM X 1.75 | 19MM | 23MM |
| Ford | Expedition | 2003-2014 | 3864 | Open Bulge w/Retainer | Ch | 14MM X 2.0 | 21MM | 31MM |
| Ford | Expedition | 2000-2012 | 3868 | Acorn Bulge | Ch | 14MM X 2.0 | 21MM | 54MM |
| Ford | Expedition | 2003-2014 | 3881 | Acorn Bulge | Ch | 14MM X 2.0 | 19MM | 50MM |
| Ford | Expedition | 2001-2002 | 6102 | Flat Flange Dome Top | Ch | 14MM X 1.50 | 21MM | 45MM |
| Ford | Explorer Sport Trac | 2001-2004 | 3815 | Short MAG w/Washer | Ch | 12MM X 1.25 | 21MM | 37MM |
| Ford | Explorer Sport Trac | 2007-2010 | 3815 | Short MAG w/Washer | Ch | 12MM X 1.25 | 21MM | 37MM |
| Ford | Explorer Sport Trac | 2001-2005 | 3816 | Long MAG w/Washer | Ch | 1/2 X 20 | 13/16" | 1.67" |
| Ford | Explorer Sport Trac | 2007-2010 | 3816 | Long MAG w/Washer | Ch | 1/2 X 20 | 13/16" | 1.67" |
| Ford | Explorer Sport Trac | 2001-2005 | 3824 | Open Bulge | Ch | 1/2 X 20 | 3/4" | 0.82" |
| Ford | Explorer Sport Trac | 2007-2010 | 3824 | Open Bulge | Ch | 1/2 X 20 | 3/4" | 0.82" |
| Ford | Explorer Sport Trac | 2001-2005 | 3825 | Duplex Acorn | Ch | 1/2 X 20 | 7/8" | 1.85" |
| Ford | Explorer Sport Trac | 2007-2010 | 3825 | Duplex Acorn | Ch | 1/2 X 20 | 7/8" | 1.85" |
| Ford | Explorer Sport Trac | 2001-2005 | 3826 | Long Duplex MAG w/Washer | Ch | 1/2 X 20 | 7/8" | 1.84" |
| Ford | Explorer Sport Trac | 2007-2010 | 3826 | Long Duplex MAG w/Washer | Ch | 1/2 X 20 | 7/8" | 1.84" |
| Ford | Explorer Sport Trac | 2002-2005 | 3852 | Dome Top Bulge | Ch | 1/2 X 20 | 3/4" | 1.57" |
| Ford | Explorer Sport Trac | 2007-2010 | 3852 | Dome Top Bulge | Ch | 1/2 X 20 | 3/4" | 1.57" |
| Ford | Explorer Sport Trac | 2001-2005 | 3859 | Wheel Cover Retainer | Zi | 1/2 X 20 | 3/4" | 1.25" |
| Ford | Explorer Sport Trac | 2007-2010 | 3859 | Wheel Cover Retainer | Zi | 1/2 X 20 | 3/4" | 1.25" |
| Ford | Explorer Sport Trac | 2001-2005 | 6143 | Long MAG w/Washer Lock Nut Use With 3816 | Ch | 1/2 X 20 | Locking Nut | 1.50" |

FORD

| MAKE | MODEL | YEAR | PART # | STYLE | FINISH | THREAD | HEX | LENGTH |
|------|---------------------|-----------|--------|--|--------|-------------|-------------|--------|
| Ford | Explorer Sport Trac | 2007-2010 | 6143 | Long MAG w/Washer Lock Nut Use With 3816 | Ch | 1/2 X 20 | Locking Nut | 1.50" |
| Ford | Explorer | 2000-2001 | 3807 | Acorn Bulge | Ch | 1/2 X 20 | 3/4" | 1.37" |
| Ford | Explorer | 2020-2021 | 3809 | Acorn Bulge | Ch | 14MM X 1.50 | 21MM | 38MM |
| Ford | Explorer | 2021-2022 | 3809 | Acorn Bulge | Ch | 14MM X 1.50 | 21MM | 38MM |
| Ford | Explorer | 2022 | 3809 | Acorn Bulge | Ch | 14MM X 1.50 | 21MM | 38MM |
| Ford | Explorer | 2000-2013 | 3814 | Short MAG w/Washer | Ch | 1/2 X 20 | 13/16" | 1.46" |
| Ford | Explorer | 2000-2013 | 3815 | Short MAG w/Washer | Ch | 12MM X 1.25 | 21MM | 37MM |
| Ford | Explorer | 2000-2013 | 3816 | Long MAG w/Washer | Ch | 1/2 X 20 | 13/16" | 1.67" |
| Ford | Explorer | 2000-2013 | 3824 | Open Bulge | Ch | 1/2 X 20 | 3/4" | 0.82" |
| Ford | Explorer | 2000-2013 | 3825 | Duplex Acorn | Ch | 1/2 X 20 | 7/8" | 1.85" |
| Ford | Explorer | 2000-2013 | 3826 | Long Duplex MAG w/Washer | Ch | 1/2 X 20 | 7/8" | 1.84" |
| Ford | Explorer | 2000-2018 | 3852 | Dome Top Bulge | Ch | 1/2 X 20 | 3/4" | 1.57" |
| Ford | Explorer | 2000 | 3859 | Wheel Cover Retainer | Zi | 1/2 X 20 | 3/4" | 1.25" |
| Ford | Explorer | 2000-2001 | 3859 | Wheel Cover Retainer | Zi | 1/2 X 20 | 3/4" | 1.25" |
| Ford | Explorer | 2001-2002 | 3859 | Wheel Cover Retainer | Zi | 1/2 X 20 | 3/4" | 1.25" |
| Ford | Explorer | 2002-2003 | 3859 | Wheel Cover Retainer | Zi | 1/2 X 20 | 3/4" | 1.25" |
| Ford | Explorer | 2003-2004 | 3859 | Wheel Cover Retainer | Zi | 1/2 X 20 | 3/4" | 1.25" |
| Ford | Explorer | 2004-2005 | 3859 | Wheel Cover Retainer | Zi | 1/2 X 20 | 3/4" | 1.25" |
| Ford | Explorer | 2005-2006 | 3859 | Wheel Cover Retainer | Zi | 1/2 X 20 | 3/4" | 1.25" |
| Ford | Explorer | 2006-2007 | 3859 | Wheel Cover Retainer | Zi | 1/2 X 20 | 3/4" | 1.25" |
| Ford | Explorer | 2007-2010 | 3859 | Wheel Cover Retainer | Zi | 1/2 X 20 | 3/4" | 1.25" |
| Ford | Explorer | 2014-2018 | 3859 | Wheel Cover Retainer | Zi | 1/2 X 20 | 3/4" | 1.25" |
| Ford | Explorer | 2000-2013 | 3870 | Acorn Bulge | Ch | 1/2 X 20 | 13/16" | 1.38" |
| Ford | Explorer | 2000-2013 | 6143 | Long MAG w/Washer Lock Nut Use With 3816 | Ch | 1/2 X 20 | Locking Nut | 1.50" |
| Ford | F-100 Ranger | 2000-2001 | 3857 | Flat Flange Dome Top | Ch | 14MM X 2.0 | 21MM | 52MM |
| Ford | F-150 | 2015-2018 | 3810 | Chrome Dome Top | Ch | 14MM X 1.50 | 21MM | 44MM |
| Ford | F-150 | 2020-2022 | 3810 | Chrome Dome Top | Ch | 14MM X 1.50 | 21MM | 44MM |
| Ford | F-150 | 2015-2022 | 3810w | OE Style Chrome Dome Top | Ch | 14mm x 1.5 | 21mm | 42mm |
| Ford | F-150 | 2015-2018 | 3839 | Open Bulge | Zi | 14MM X 1.50 | 22MM | 26MM |
| Ford | F-150 | 2000-2004 | 3856 | Flat Flange | Blk | 14MM X 2.0 | 21MM | 26MM |
| Ford | F-150 | 2009-2013 | 3856 | Flat Flange | Blk | 14MM X 2.0 | 21MM | 26MM |
| Ford | F-150 | 2000-2003 | 3857 | Flat Flange Dome Top | Ch | 14MM X 2.0 | 21MM | 52MM |
| Ford | F-150 | 2000-2008 | 3862 | Flat Flange | Blk | 12MM X 1.75 | 19MM | 23MM |
| Ford | F-150 | 2001-2014 | 3864 | Open Bulge w/Retainer | Ch | 14MM X 2.0 | 21MM | 31MM |
| Ford | F-150 | 2000-2012 | 3868 | Acorn Bulge | Ch | 14MM X 2.0 | 21MM | 54MM |
| Ford | F-150 | 2001-2014 | 3881 | Acorn Bulge | Ch | 14MM X 2.0 | 19MM | 50MM |
| Ford | F-150 | 2015-2018 | 3886 | Open Bulge | Ch | 14MM X 1.50 | 19MM | 21MM |
| Ford | F-150 | 2000-2004 | 6102 | Flat Flange Dome Top | Ch | 14MM X 1.50 | 21MM | 45MM |
| Ford | F-150 | 2004-2008 | 6114 | Chrome Dome Top | Ch | 14MM X 2.0 | 21MM | 63MM |
| Ford | F-250 Super Duty | 2000-2002 | 3856 | Flat Flange | Blk | 14MM X 2.0 | 21MM | 26MM |
| Ford | F-250 Super Duty | 2000-2004 | 3868 | Acorn Bulge | Ch | 14MM X 2.0 | 21MM | 54MM |
| Ford | F-250 Super Duty | 2009-2013 | 3868 | Acorn Bulge | Ch | 14MM X 2.0 | 21MM | 54MM |
| Ford | F-250 Super Duty | 2000-2003 | 3881 | Acorn Bulge | Ch | 14MM X 2.0 | 19MM | 50MM |
| Ford | F-250 Super Duty | 2000-2012 | 3886 | Open Bulge | Ch | 14MM X 1.50 | 19MM | 21MM |
| Ford | F-250 Super Duty | 2002-2017 | 6106 | Flat Flange | Blk | 14MM X 1.50 | 21MM | 21MM |
| Ford | F-250 Super Duty | 2008-2010 | 6118 | Chrome Flat Flange | Ch | 14MM X 1.50 | 21MM | 53MM |
| Ford | F-250 | 2000-2009 | 3862 | Flat Flange | Blk | 12MM X 1.75 | 19MM | 23MM |
| Ford | F-350 Super Duty | 2000-2002 | 3856 | Flat Flange | Blk | 14MM X 2.0 | 21MM | 26MM |
| Ford | F-350 Super Duty | 2000-2012 | 3868 | Acorn Bulge | Ch | 14MM X 2.0 | 21MM | 54MM |
| Ford | F-350 Super Duty | 2000-2002 | 3881 | Acorn Bulge | Ch | 14MM X 2.0 | 19MM | 50MM |
| Ford | F-350 Super Duty | 2002-2017 | 3886 | Open Bulge | Ch | 14MM X 1.50 | 19MM | 21MM |
| Ford | F-350 Super Duty | 2002-2017 | 6106 | Flat Flange | Blk | 14MM X 1.50 | 21MM | 21MM |
| Ford | F-350 Super Duty | 2008-2010 | 6118 | Chrome Flat Flange | Ch | 14MM X 1.50 | 21MM | 53MM |
| Ford | F-350 | 2000-2009 | 3851 | Acorn Bulge | Ch | 9/16 X 18 | 7/8" | 1.50" |
| Ford | F-350 | 2011-2012 | 3851 | Acorn Bulge | Ch | 9/16 X 18 | 7/8" | 1.50" |
| Ford | F-450 Super Duty | 2003 | 3815 | Short MAG w/Washer | Ch | 12MM X 1.25 | 21MM | 37MM |
| Ford | F-450 Super Duty | 2005-2007 | 3815 | Short MAG w/Washer | Ch | 12MM X 1.25 | 21MM | 37MM |
| Ford | F-450 Super Duty | 2000-2012 | 3856 | Flat Flange | Blk | 14MM X 2.0 | 21MM | 26MM |
| Ford | F-450 Super Duty | 2003-2007 | 3860 | Acorn Bulge | Ch | 1/2 X 20 | 13/16" | 0.83" |
| Ford | F-450 Super Duty | 2000-2012 | 3868 | Acorn Bulge | Ch | 14MM X 2.0 | 21MM | 54MM |
| Ford | F-450 Super Duty | 2000-2003 | 3881 | Acorn Bulge | Ch | 14MM X 2.0 | 19MM | 50MM |
| Ford | F-450 Super Duty | 2002-2017 | 6106 | Flat Flange | Blk | 14MM X 1.50 | 21MM | 21MM |
| Ford | F-450 Super Duty | 2009-2010 | 6118 | Chrome Flat Flange | Ch | 14MM X 1.50 | 21MM | 53MM |
| Ford | F53 | 2002-2004 | 6106 | Flat Flange | Blk | 14MM X 1.50 | 21MM | 21MM |
| Ford | F53 | 2006-2009 | 6106 | Flat Flange | Blk | 14MM X 1.50 | 21MM | 21MM |
| Ford | F53 | 2011-2018 | 6106 | Flat Flange | Blk | 14MM X 1.50 | 21MM | 21MM |
| Ford | F-550 Super Duty | 2000-2002 | 3856 | Flat Flange | Blk | 14MM X 2.0 | 21MM | 26MM |
| Ford | F-550 Super Duty | 2000-2012 | 3868 | Acorn Bulge | Ch | 14MM X 2.0 | 21MM | 54MM |

| MAKE | MODEL | YEAR | PART # | STYLE | FINISH | THREAD | HEX | LENGTH |
|------|------------------|-----------|--------|--|--------|-------------|-------------|--------|
| Ford | F-550 Super Duty | 2000-2003 | 3881 | Acorn Bulge | Ch | 14MM X 2.0 | 19MM | 50MM |
| Ford | F-550 Super Duty | 2000-2012 | 3886 | Open Bulge | Ch | 14MM X 1.50 | 19MM | 21MM |
| Ford | F-550 Super Duty | 2002-2017 | 6106 | Flat Flange | Blk | 14MM X 1.50 | 21MM | 21MM |
| Ford | Fiesta | 2011-2018 | 3805 | Chrome Acorn | Ch | 12MM X 1.50 | 19MM | 35MM |
| Ford | Fiesta | 2011-2013 | 3877 | Chrome Acorn Nut | Ch | 12mm x 1.50 | 21mm | 35mm |
| Ford | Fiesta | 2011-2018 | 6119 | Chrome Acorn | Ch | 12MM X 1.50 | 19MM | 32MM |
| Ford | Five Hundred | 2005-2007 | 3814 | Short MAG w/Washer | Ch | 1/2 X 20 | 13/16" | 1.46" |
| Ford | Five Hundred | 2005-2007 | 3815 | Short MAG w/Washer | Ch | 12MM X 1.25 | 21MM | 37MM |
| Ford | Five Hundred | 2005-2007 | 3816 | Long MAG w/Washer | Ch | 1/2 X 20 | 13/16" | 1.67" |
| Ford | Five Hundred | 2005-2006 | 3824 | Open Bulge | Ch | 1/2 X 20 | 3/4" | 0.82" |
| Ford | Five Hundred | 2005-2006 | 3825 | Duplex Acorn | Ch | 1/2 X 20 | 7/8" | 1.85" |
| Ford | Five Hundred | 2005 | 3826 | Long Duplex MAG w/Washer | Ch | 1/2 X 20 | 7/8" | 1.84" |
| Ford | Five Hundred | 2007 | 3826 | Long Duplex MAG w/Washer | Ch | 1/2 X 20 | 7/8" | 1.84" |
| Ford | Five Hundred | 2005 | 3852 | Dome Top Bulge | Ch | 1/2 X 20 | 3/4" | 1.57" |
| Ford | Five Hundred | 2005-2006 | 3852 | Dome Top Bulge | Ch | 1/2 X 20 | 3/4" | 1.57" |
| Ford | Five Hundred | 2006-2007 | 3852 | Dome Top Bulge | Ch | 1/2 X 20 | 3/4" | 1.57" |
| Ford | Five Hundred | 2005-2007 | 3863 | Chrome Acorn | Ch | 1/2 X 20 | 13/16" | 1.38" |
| Ford | Five Hundred | 2005-2007 | 3870 | Acorn Bulge | Ch | 1/2 X 20 | 13/16" | 1.38" |
| Ford | Five Hundred | 2005-2007 | 6143 | Long MAG w/Washer Lock Nut Use With 3816 | ch | 1/2 X 20 | Locking Nut | 1.50" |
| Ford | Flex | 2009-2013 | 3814 | Short MAG w/Washer | Ch | 1/2 X 20 | 13/16" | 1.46" |
| Ford | Flex | 2009-2013 | 3815 | Short MAG w/Washer | Ch | 12MM X 1.25 | 21MM | 37MM |
| Ford | Flex | 2009-2013 | 3816 | Long MAG w/Washer | Ch | 1/2 X 20 | 13/16" | 1.67" |
| Ford | Flex | 2009-2013 | 3824 | Open Bulge | Ch | 1/2 X 20 | 3/4" | 0.82" |
| Ford | Flex | 2009-2013 | 3825 | Duplex Acorn | Ch | 1/2 X 20 | 7/8" | 1.85" |
| Ford | Flex | 2009-2019 | 3852 | Dome Top Bulge | Ch | 1/2 X 20 | 3/4" | 1.57" |
| Ford | Flex | 2009-2015 | 3863 | Chrome Acorn | Ch | 1/2 X 20 | 13/16" | 1.38" |
| Ford | Flex | 2009-2013 | 6143 | Long MAG w/Washer Lock Nut Use With 3816 | Ch | 1/2 X 20 | Locking Nut | 1.50" |
| Ford | Focus | 2001-2007 | 3804 | Open Standard | Zi | 12MM X 1.50 | 19MM | 16MM |
| Ford | Focus | 2012-2018 | 3805 | Chrome Acorn | Ch | 12MM X 1.50 | 19MM | 35MM |
| Ford | Focus | 2001-2011 | 3840 | Zinc Retainer Wheel Cover Nut | Zi | 12MM X 1.50 | 19MM | 28MM |
| Ford | Focus | 2000-2011 | 3844 | Open Bulge | Zi | 12MM X 1.50 | 19MM | 23MM |
| Ford | Focus | 2000-2008 | 3845 | Chrome Dome Top | Ch | 12MM X 1.50 | 19MM | 37MM |
| Ford | Focus | 2000-2008 | 3847 | Acorn Bulge Wire Wheel | Ch | 12MM X 1.50 | 19MM | 42MM |
| Ford | Focus | 2001-2008 | 3848 | Open Bulge | Zi | 12MM X 1.50 | 21MM | 16MM |
| Ford | Focus | 2000-2008 | 3876 | Open Bulge | Ch | 12MM X 1.25 | 19MM | 24MM |
| Ford | Focus | 2005-2008 | 3877 | Chrome Acorn Nut | Ch | 12mm x 1.50 | 21mm | 35mm |
| Ford | Focus | 2007 | 3892 | Modified Acorn | Ch | 12MM X 1.50 | 21MM | 29MM |
| Ford | Focus | 2007-2008 | 3892 | Modified Acorn | Ch | 12MM X 1.50 | 21MM | 29MM |
| Ford | Focus | 2008-2009 | 3892 | Modified Acorn | Ch | 12MM X 1.50 | 21MM | 29MM |
| Ford | Focus | 2009-2010 | 3892 | Modified Acorn | Ch | 12MM X 1.50 | 21MM | 29MM |
| Ford | Focus | 2010-2011 | 3892 | Modified Acorn | Ch | 12MM X 1.50 | 21MM | 29MM |
| Ford | Focus | 2011 | 3892 | Modified Acorn | Ch | 12MM X 1.50 | 21MM | 29MM |
| Ford | Focus | 2000-2008 | 6100 | Zinc Open Bulge | Zi | 12MM X 1.50 | 19MM | 28MM |
| Ford | Focus | 2007-2011 | 6117 | Dome Top Bulge Retainer | Ch | 12MM X 1.50 | 19MM | 35MM |
| Ford | Focus | 2012-2018 | 6119 | Chrome Acorn | Ch | 12MM X 1.50 | 19MM | 32MM |
| Ford | Focus | 2007-2011 | 6140 | Chrome MAG | Ch | 12MM X 1.50 | 21MM | 36MM |
| Ford | Focus | 2007-2011 | 6146 | Short MAG w/Washer | Ch | 12MM X 1.50 | 21MM | 42MM |
| Ford | Freestar | 2005-2007 | 3814 | Short MAG w/Washer | Ch | 1/2 X 20 | 13/16" | 1.46" |
| Ford | Freestar | 2004-2007 | 3815 | Short MAG w/Washer | Ch | 12MM X 1.25 | 21MM | 37MM |
| Ford | Freestar | 2004-2007 | 3816 | Long MAG w/Washer | Ch | 1/2 X 20 | 13/16" | 1.67" |
| Ford | Freestar | 2004-2007 | 3825 | Duplex Acorn | Ch | 1/2 X 20 | 7/8" | 1.85" |
| Ford | Freestar | 2004-2007 | 3826 | Long Duplex MAG w/Washer | Ch | 1/2 X 20 | 7/8" | 1.84" |
| Ford | Freestar | 2004-2005 | 3852 | Dome Top Bulge | Ch | 1/2 X 20 | 3/4" | 1.57" |
| Ford | Freestar | 2004-2007 | 3870 | Acorn Bulge | Ch | 1/2 X 20 | 13/16" | 1.38" |
| Ford | Freestar | 2004-2007 | 6143 | Long MAG w/Washer Lock Nut Use With 3816 | Ch | 1/2 X 20 | Locking Nut | 1.50" |
| Ford | Freestyle | 2005-2007 | 3814 | Short MAG w/Washer | Ch | 1/2 X 20 | 13/16" | 1.46" |
| Ford | Freestyle | 2005-2007 | 3815 | Short MAG w/Washer | Ch | 12MM X 1.25 | 21MM | 37MM |
| Ford | Freestyle | 2005-2007 | 3816 | Long MAG w/Washer | Ch | 1/2 X 20 | 13/16" | 1.67" |
| Ford | Freestyle | 2005-2007 | 3824 | Open Bulge | Ch | 1/2 X 20 | 3/4" | 0.82" |
| Ford | Freestyle | 2005-2007 | 3825 | Duplex Acorn | Ch | 1/2 X 20 | 7/8" | 1.85" |
| Ford | Freestyle | 2005-2007 | 3826 | Long Duplex MAG w/Washer | Ch | 1/2 X 20 | 7/8" | 1.84" |
| Ford | Freestyle | 2005 | 3852 | Dome Top Bulge | Ch | 1/2 X 20 | 3/4" | 1.57" |
| Ford | Freestyle | 2005-2007 | 3870 | Acorn Bulge | Ch | 1/2 X 20 | 13/16" | 1.38" |
| Ford | Freestyle | 2005-2007 | 6143 | Long MAG w/Washer Lock Nut Use With 3816 | Ch | 1/2 X 20 | Locking Nut | 1.50" |
| Ford | Fusion | 2012-2018 | 3805 | Chrome Acorn | Ch | 12MM X 1.50 | 19MM | 35MM |
| Ford | Fusion | 2017-2018 | 3809 | Acorn Bulge | Ch | 14MM X 1.50 | 21MM | 38MM |
| Ford | Fusion | 2020 | 3809 | Acorn Bulge | Ch | 14MM X 1.50 | 21MM | 38MM |

FORD

| MAKE | MODEL | YEAR | PART # | STYLE | FINISH | THREAD | HEX | LENGTH |
|------|----------------------------|-----------|--------|--|--------|-------------|-------------|--------|
| Ford | Fusion | 2006-2012 | 3844 | Open Bulge | Zi | 12MM X 1.50 | 19MM | 23MM |
| Ford | Fusion | 2012 | 3877 | Chrome Acorn Nut | Ch | 12mm x 1.50 | 21mm | 35mm |
| Ford | Fusion | 2007-2010 | 3892 | Modified Acorn | Ch | 12MM X 1.50 | 21MM | 29MM |
| Ford | Fusion | 2010 | 3892 | Modified Acorn | Ch | 12MM X 1.50 | 21MM | 29MM |
| Ford | Fusion | 2010-2011 | 3892 | Modified Acorn | Ch | 12MM X 1.50 | 21MM | 29MM |
| Ford | Fusion | 2011 | 3892 | Modified Acorn | Ch | 12MM X 1.50 | 21MM | 29MM |
| Ford | Fusion | 2011-2012 | 3892 | Modified Acorn | Ch | 12MM X 1.50 | 21MM | 29MM |
| Ford | Fusion | 2012 | 3892 | Modified Acorn | Ch | 12MM X 1.50 | 21MM | 29MM |
| Ford | Fusion | 2012 | 3892 | Modified Acorn | Ch | 12MM X 1.50 | 21MM | 29MM |
| Ford | Fusion | 2006-2011 | 6112 | Acorn Bulge | Ch | 12MM X 1.50 | 19MM | 39MM |
| Ford | Fusion | 2007-2012 | 6117 | Dome Top Bulge Retainer | Ch | 12MM X 1.50 | 19MM | 35MM |
| Ford | Fusion | 2012-2018 | 6119 | Chrome Acorn | Ch | 12MM X 1.50 | 19MM | 32MM |
| Ford | Fusion | 2020 | 6119 | Chrome Acorn | Ch | 12MM X 1.50 | 19MM | 32MM |
| Ford | Fusion | 2010-2011 | 6121 | Chrome Retainer Wheel Cover Nut | Ch | 12MM X 1.50 | 19MM | 37MM |
| Ford | Fusion | 2007-2012 | 6140 | Chrome MAG | Ch | 12MM X 1.50 | 21MM | 36MM |
| Ford | Fusion | 2007-2012 | 6146 | Short MAG w/Washer | Ch | 12MM X 1.50 | 21MM | 42MM |
| Ford | GT | 2017-2018 | 3809 | Acorn Bulge | Ch | 14MM X 1.50 | 21MM | 38MM |
| Ford | GT | 2020-2022 | 3809 | Acorn Bulge | Ch | 14MM X 1.50 | 21MM | 38MM |
| Ford | GT | 2005-2006 | 3814 | Short MAG w/Washer | Ch | 1/2 X 20 | 13/16" | 1.46" |
| Ford | GT | 2005-2006 | 3816 | Long MAG w/Washer | Ch | 1/2 X 20 | 13/16" | 1.67" |
| Ford | GT | 2005-2006 | 3824 | Open Bulge | Ch | 1/2 X 20 | 3/4" | 0.82" |
| Ford | GT | 2005-2006 | 3825 | Duplex Acorn | Ch | 1/2 X 20 | 7/8" | 1.85" |
| Ford | GT | 2005-2006 | 3826 | Long Duplex MAG w/Washer | Ch | 1/2 X 20 | 7/8" | 1.84" |
| Ford | GT | 2005-2006 | 3870 | Acorn Bulge | Ch | 1/2 X 20 | 13/16" | 1.38" |
| Ford | GT | 2005-2006 | 6115 | Chrome Dome Top | Ch | 1/2 X 20 | 13/16" | 1.50" |
| Ford | GT | 2005-2006 | 6143 | Long MAG w/Washer Lock Nut Use With 3816 | Ch | 1/2 X 20 | Locking Nut | 1.50" |
| Ford | Lobo (Mexico) | 2020-2022 | 3810 | Chrome Dome Top | Ch | 14MM X 1.50 | 21MM | 44MM |
| Ford | Lobo (Mexico) | 2015-2022 | 3810w | OE Style Chrome Dome Top | Ch | 14mm x 1.5 | 21mm | 42mm |
| Ford | Lobo (Mexico) | 2004-2008 | 6114 | Chrome Dome Top | Ch | 14MM X 2.0 | 21MM | 63MM |
| Ford | Mustang Mach-E | 2021-2022 | 3809 | Acorn Bulge | Ch | 14MM X 1.50 | 21MM | 38MM |
| Ford | Mustang Mach-E | 2021-2022 | 3810 | Chrome Dome Top | Ch | 14MM X 1.50 | 21MM | 44MM |
| Ford | Mustang Mach-E | 2021-2022 | 3810w | OE Style Chrome Dome Top | Ch | 14mm x 1.5 | 21mm | 42mm |
| Ford | Mustang | 2005-2013 | 3802 | Open Standard | Zi | 1/2 X 20 | 13/16" | 0.62" |
| Ford | Mustang | 2000-2013 | 3807 | Acorn Bulge | Ch | 1/2 X 20 | 3/4" | 1.37" |
| Ford | Mustang | 2015-2022 | 3809 | Acorn Bulge | Ch | 14MM X 1.50 | 21MM | 38MM |
| Ford | Mustang | 2000-2013 | 3814 | Short MAG w/Washer | Ch | 1/2 X 20 | 13/16" | 1.46" |
| Ford | Mustang | 2000-2013 | 3815 | Short MAG w/Washer | Ch | 12MM X 1.25 | 21MM | 37MM |
| Ford | Mustang | 2000-2013 | 3816 | Long MAG w/Washer | Ch | 1/2 X 20 | 13/16" | 1.67" |
| Ford | Mustang | 2015-2018 | 3816 | Long MAG w/Washer | Ch | 1/2 X 20 | 13/16" | 1.67" |
| Ford | Mustang | 2000-2004 | 3821 | Acorn Bulge | Ch | 1/2 X 20 | 13/16" | 2.04" |
| Ford | Mustang | 2000-2006 | 3824 | Open Bulge | Ch | 1/2 X 20 | 3/4" | 0.82" |
| Ford | Mustang | 2008-2013 | 3824 | Open Bulge | Ch | 1/2 X 20 | 3/4" | 0.82" |
| Ford | Mustang | 2000-2013 | 3825 | Duplex Acorn | Ch | 1/2 X 20 | 7/8" | 1.85" |
| Ford | Mustang | 2000-2004 | 3826 | Long Duplex MAG w/Washer | Ch | 1/2 X 20 | 7/8" | 1.84" |
| Ford | Mustang | 2007-2013 | 3826 | Long Duplex MAG w/Washer | Ch | 1/2 X 20 | 7/8" | 1.84" |
| Ford | Mustang | 2000-2009 | 3835 | Zinc Retainer Wheel Cover Nut | Zi | 1/2 X 20 | 13/16" | 1.10" |
| Ford | Mustang | 2015-2019 | 3839 | Open Bulge | Zi | 14MM X 1.50 | 22MM | 26MM |
| Ford | Mustang | 2000-2013 | 3860 | Acorn Bulge | Ch | 1/2 X 20 | 13/16" | 0.83" |
| Ford | Mustang | 2000-2013 | 3870 | Acorn Bulge | Ch | 1/2 X 20 | 13/16" | 1.38" |
| Ford | Mustang | 2000-2004 | 3874 | Acorn Bulge | Ch | 1/2 X 20 | 13/16" | 1.50" |
| Ford | Mustang | 2005-2014 | 6115 | Chrome Dome Top | Ch | 1/2 X 20 | 13/16" | 1.50" |
| Ford | Mustang | 2000-2013 | 6143 | Long MAG w/Washer Lock Nut Use With 3816 | Ch | 1/2 X 20 | Locking Nut | 1.50" |
| Ford | Police Interceptor Sedan | 2013-2018 | 3852 | Dome Top Bulge | Ch | 1/2 X 20 | 3/4" | 1.57" |
| Ford | Police Interceptor Sedan | 2013-2018 | 3859 | Wheel Cover Retainer | Zi | 1/2 X 20 | 3/4" | 1.25" |
| Ford | Police Interceptor Utility | 2020-2022 | 3809 | Acorn Bulge | Ch | 14MM X 1.50 | 21MM | 38MM |
| Ford | Police Interceptor Utility | 2013-2018 | 3852 | Dome Top Bulge | Ch | 1/2 X 20 | 3/4" | 1.57" |
| Ford | Police Interceptor Utility | 2013-2018 | 3859 | Wheel Cover Retainer | Zi | 1/2 X 20 | 3/4" | 1.25" |
| Ford | Police Responder Hybrid | 2020 | 3809 | Acorn Bulge | Ch | 14MM X 1.50 | 21MM | 38MM |
| Ford | Police Responder Hybrid | 2020 | 6119 | Chrome Acorn | Ch | 12MM X 1.50 | 19MM | 32MM |
| Ford | Ranger | 2000-2010 | 3803 | Open Standard | Zi | 1/2 X 20 | 3/4" | 0.62" |
| Ford | Ranger | 2000-2010 | 3815 | Short MAG w/Washer | Ch | 12MM X 1.25 | 21MM | 37MM |
| Ford | Ranger | 2000-2010 | 3816 | Long MAG w/Washer | Ch | 1/2 X 20 | 13/16" | 1.67" |
| Ford | Ranger | 2000-2010 | 3824 | Open Bulge | Ch | 1/2 X 20 | 3/4" | 0.82" |
| Ford | Ranger | 2000-2011 | 3825 | Duplex Acorn | Ch | 1/2 X 20 | 7/8" | 1.85" |
| Ford | Ranger | 2000-2011 | 3852 | Dome Top Bulge | Ch | 1/2 X 20 | 3/4" | 1.57" |
| Ford | Ranger | 2000-2011 | 3859 | Wheel Cover Retainer | Zi | 1/2 X 20 | 3/4" | 1.25" |
| Ford | Ranger | 2000-2010 | 3870 | Acorn Bulge | Ch | 1/2 X 20 | 13/16" | 1.38" |
| Ford | Ranger | 2020-2022 | 6119 | Chrome Acorn | Ch | 12MM X 1.50 | 19MM | 32MM |

| MAKE | MODEL | YEAR | PART # | STYLE | FINISH | THREAD | HEX | LENGTH |
|------|------------------------------|-----------|--------|--|--------|-------------|-------------|--------|
| Ford | Ranger | 2000-2010 | 6143 | Long MAG w/Washer Lock Nut Use With 3816 | Ch | 1/2 X 20 | Locking Nut | 1.50" |
| Ford | Special Service Police Sedan | 2014-2018 | 3852 | Dome Top Bulge | Ch | 1/2 X 20 | 3/4" | 1.57" |
| Ford | Special Service Police Sedan | 2014-2018 | 3859 | Wheel Cover Retainer | Zi | 1/2 X 20 | 3/4" | 1.25" |
| Ford | SSV Plug-In Hybrid | 2020 | 3809 | Acorn Bulge | Ch | 14MM X 1.50 | 21MM | 38MM |
| Ford | SSV Plug-In Hybrid | 2020 | 6119 | Chrome Acorn | Ch | 12MM X 1.50 | 19MM | 32MM |
| Ford | Taurus X | 2008-2009 | 3814 | Short MAG w/Washer | Ch | 1/2 X 20 | 13/16" | 1.46" |
| Ford | Taurus X | 2008-2009 | 3815 | Short MAG w/Washer | Ch | 12MM X 1.25 | 21MM | 37MM |
| Ford | Taurus X | 2008-2009 | 3816 | Long MAG w/Washer | Ch | 1/2 X 20 | 13/16" | 1.67" |
| Ford | Taurus X | 2008-2009 | 3824 | Open Bulge | Ch | 1/2 X 20 | 3/4" | 0.82" |
| Ford | Taurus X | 2008 | 3825 | Duplex Acorn | Ch | 1/2 X 20 | 7/8" | 1.85" |
| Ford | Taurus X | 2008-2009 | 3826 | Long Duplex MAG w/Washer | Ch | 1/2 X 20 | 7/8" | 1.84" |
| Ford | Taurus X | 2008-2009 | 3870 | Acorn Bulge | Ch | 1/2 X 20 | 13/16" | 1.38" |
| Ford | Taurus X | 2008-2009 | 6143 | Long MAG w/Washer Lock Nut Use With 3816 | Ch | 1/2 X 20 | Locking Nut | 1.50" |
| Ford | Taurus | 2008-2013 | 3814 | Short MAG w/Washer | Ch | 1/2 X 20 | 13/16" | 1.46" |
| Ford | Taurus | 2008-2010 | 3815 | Short MAG w/Washer | Ch | 12MM X 1.25 | 21MM | 37MM |
| Ford | Taurus | 2012-2013 | 3815 | Short MAG w/Washer | Ch | 12MM X 1.25 | 21MM | 37MM |
| Ford | Taurus | 2008-2013 | 3816 | Long MAG w/Washer | Ch | 1/2 X 20 | 13/16" | 1.67" |
| Ford | Taurus | 2008-2013 | 3824 | Open Bulge | Ch | 1/2 X 20 | 3/4" | 0.82" |
| Ford | Taurus | 2008-2013 | 3825 | Duplex Acorn | Ch | 1/2 X 20 | 7/8" | 1.85" |
| Ford | Taurus | 2008-2013 | 3826 | Long Duplex MAG w/Washer | Ch | 1/2 X 20 | 7/8" | 1.84" |
| Ford | Taurus | 2000-2010 | 3844 | Open Bulge | Zi | 12MM X 1.50 | 19MM | 23MM |
| Ford | Taurus | 2000-2007 | 3845 | Chrome Dome Top | Ch | 12MM X 1.50 | 19MM | 37MM |
| Ford | Taurus | 2013-2018 | 3848 | Open Bulge | Zi | 12MM X 1.50 | 21MM | 16MM |
| Ford | Taurus | 2010-2018 | 3852 | Dome Top Bulge | Ch | 1/2 X 20 | 3/4" | 1.57" |
| Ford | Taurus | 2013-2018 | 3859 | Wheel Cover Retainer | Zi | 1/2 X 20 | 3/4" | 1.25" |
| Ford | Taurus | 2013-2018 | 3869 | Chrome Acorn | Ch | 12MM X 1.50 | 21MM | 26MM |
| Ford | Taurus | 2008-2010 | 3870 | Acorn Bulge | Ch | 1/2 X 20 | 13/16" | 1.38" |
| Ford | Taurus | 2012-2013 | 3870 | Acorn Bulge | Ch | 1/2 X 20 | 13/16" | 1.38" |
| Ford | Taurus | 2007 | 3892 | Modified Acorn | Ch | 12MM X 1.50 | 21MM | 29MM |
| Ford | Taurus | 2007 | 6117 | Dome Top Bulge Retainer | Ch | 12MM X 1.50 | 19MM | 35MM |
| Ford | Taurus | 2007 | 6140 | Chrome MAG | Ch | 12MM X 1.50 | 21MM | 36MM |
| Ford | Taurus | 2008-2013 | 6143 | Long MAG w/Washer Lock Nut Use With 3816 | Ch | 1/2 X 20 | Locking Nut | 1.50" |
| Ford | Taurus | 2007 | 6146 | Short MAG w/Washer | Ch | 12MM X 1.50 | 21MM | 42MM |
| Ford | Thunderbird | 2003-2005 | 3828 | Chrome Acorn | Ch | 12MM X 1.50 | 21MM | 35MM |
| Ford | Thunderbird | 2002-2005 | 3899 | Zinc Retainer | Zi | 12MM X 1.50 | 19MM | 26MM |
| Ford | Transit (Mexico) | 2020-2021 | 3810 | Chrome Dome Top | Ch | 14MM X 1.50 | 21MM | 44MM |
| Ford | Transit (Mexico) | 2015-2021 | 3810w | OE Style Chrome Dome Top | Ch | 14mm x 1.5 | 21mm | 42mm |
| Ford | Transit Connect | 2014-2018 | 3805 | Chrome Acorn | Ch | 12MM X 1.50 | 19MM | 35MM |
| Ford | Transit Connect | 2020-2022 | 3809 | Acorn Bulge | Ch | 14MM X 1.50 | 21MM | 38MM |
| Ford | Transit Connect | 2014-2018 | 6119 | Chrome Acorn | Ch | 12MM X 1.50 | 19MM | 32MM |
| Ford | Transit Courier (Mexico) | 2022 | 3810 | Chrome Dome Top | Ch | 14MM X 1.50 | 21MM | 44MM |
| Ford | Transit Courier (Mexico) | 2022 | 3810w | OE Style Chrome Dome Top | Ch | 14mm x 1.5 | 21mm | 42mm |
| Ford | Transit Custom (Mexico) | 2020-2022 | 3810 | Chrome Dome Top | Ch | 14MM X 1.50 | 21MM | 44MM |
| Ford | Transit Custom (Mexico) | 2017-2022 | 3810w | OE Style Chrome Dome Top | Ch | 14mm x 1.5 | 21mm | 42mm |
| Ford | Transit-150 | 2015-2018 | 3810 | Chrome Dome Top | Ch | 14MM X 1.50 | 21MM | 44MM |
| Ford | Transit-150 | 2020-2022 | 3810 | Chrome Dome Top | Ch | 14MM X 1.50 | 21MM | 44MM |
| Ford | Transit-150 | 2015-2022 | 3810w | OE Style Chrome Dome Top | Ch | 14mm x 1.5 | 21mm | 42mm |
| Ford | Transit-150 | 2015-2018 | 3839 | Open Bulge | Zi | 14MM X 1.50 | 22MM | 26MM |
| Ford | Transit-250 | 2015-2018 | 3810 | Chrome Dome Top | Ch | 14MM X 1.50 | 21MM | 44MM |
| Ford | Transit-250 | 2020-2022 | 3810 | Chrome Dome Top | Ch | 14MM X 1.50 | 21MM | 44MM |
| Ford | Transit-250 | 2015-2022 | 3810w | OE Style Chrome Dome Top | Ch | 14mm x 1.5 | 21mm | 42mm |
| Ford | Transit-250 | 2015-2018 | 3839 | Open Bulge | Zi | 14MM X 1.50 | 22MM | 26MM |
| Ford | Transit-350 HD | 2015-2018 | 3810 | Chrome Dome Top | Ch | 14MM X 1.50 | 21MM | 44MM |
| Ford | Transit-350 HD | 2020-2022 | 3810 | Chrome Dome Top | Ch | 14MM X 1.50 | 21MM | 44MM |
| Ford | Transit-350 HD | 2015-2022 | 3810w | OE Style Chrome Dome Top | Ch | 14mm x 1.5 | 21mm | 42mm |
| Ford | Transit-350 HD | 2015-2018 | 3839 | Open Bulge | Zi | 14MM X 1.50 | 22MM | 26MM |
| Ford | Transit-350 | 2015-2018 | 3810 | Chrome Dome Top | Ch | 14MM X 1.50 | 21MM | 44MM |
| Ford | Transit-350 | 2020-2022 | 3810 | Chrome Dome Top | Ch | 14MM X 1.50 | 21MM | 44MM |
| Ford | Transit-350 | 2015-2022 | 3810w | OE Style Chrome Dome Top | Ch | 14mm x 1.5 | 21mm | 42mm |
| Ford | Transit-350 | 2015-2018 | 3839 | Open Bulge | Zi | 14MM X 1.50 | 22MM | 26MM |
| Ford | Windstar | 2000-2003 | 3804 | Open Standard | Zi | 12MM X 1.50 | 19MM | 16MM |
| Ford | Windstar | 2000-2003 | 3828 | Chrome Acorn | Ch | 12MM X 1.50 | 21MM | 35MM |
| Ford | Windstar | 2000-2003 | 3844 | Open Bulge | Zi | 12MM X 1.50 | 19MM | 23MM |
| Ford | Windstar | 2000-2003 | 3845 | Chrome Dome Top | Ch | 12MM X 1.50 | 19MM | 37MM |
| GMC | Acadia | 2007-2012 | 3872 | Long Hex, Short MAG w/Washer | Ch | 12MM X 1.50 | 21MM | 48MM |
| GMC | Acadia | 2007-2012 | 3886 | Open Bulge | Ch | 14MM X 1.50 | 19MM | 21MM |
| GMC | Acadia | 2007-2009 | 3887 | Chrome Acorn Bulge | Ch | 14MM X 1.50 | 22MM | 45MM |
| GMC | Acadia | 2009-2010 | 3887 | Chrome Acorn Bulge | Ch | 14MM X 1.50 | 22MM | 45MM |

| MAKE | MODEL | YEAR | PART # | STYLE | FINISH | THREAD | HEX | LENGTH |
|------|-------------|-----------|--------|--|--------|-------------|-------------|--------|
| GMC | Acadia | 2010-2011 | 3887 | Chrome Acorn Bulge | Ch | 14MM X 1.50 | 22MM | 45MM |
| GMC | Acadia | 2011-2015 | 3887 | Chrome Acorn Bulge | Ch | 14MM X 1.50 | 22MM | 45MM |
| GMC | Acadia | 2020-2023 | 3887 | Chrome Acorn Bulge | Ch | 14MM X 1.50 | 22MM | 45MM |
| GMC | C2500 | 2000 | 3855 | External Thread Steel Wheels Use With 3866 Cap | Zi | 14MM X 1.50 | 22MM | 30MM |
| GMC | C2500 | 2000 | 3886 | Open Bulge | Ch | 14MM X 1.50 | 19MM | 21MM |
| GMC | C3500 | 2000 | 3855 | External Thread Steel Wheels Use With 3866 Cap | Zi | 14MM X 1.50 | 22MM | 30MM |
| GMC | C3500 | 2000 | 3886 | Open Bulge | Ch | 14MM X 1.50 | 19MM | 21MM |
| GMC | C3500HD | 2000-2001 | 3855 | External Thread Steel Wheels Use With 3866 Cap | Zi | 14MM X 1.50 | 22MM | 30MM |
| GMC | C3500HD | 2001 | 3886 | Open Bulge | Ch | 14MM X 1.50 | 19MM | 21MM |
| GMC | Canyon SL | 2004 | 3866 | Black Plastic Cap | Blk | 24MM X 2.0 | 22MM | 45MM |
| GMC | Canyon SLE | 2004 | 3866 | Black Plastic Cap | Blk | 24MM X 2.0 | 22MM | 45MM |
| GMC | Canyon | 2004-2012 | 3844 | Open Bulge | Zi | 12MM X 1.50 | 19MM | 23MM |
| GMC | Canyon | 2009-2012 | 3845 | Chrome Dome Top | Ch | 12MM X 1.50 | 19MM | 37MM |
| GMC | Canyon | 2009-2012 | 3846 | External Thread Solid Steel - Use 3865/7 Cap | Zi | 12MM X 1.50 | 19MM | 28MM |
| GMC | Canyon | 2005-2007 | 3866 | Black Plastic Cap | Blk | 24MM X 2.0 | 22MM | 45MM |
| GMC | Canyon | 2007-2008 | 3866 | Black Plastic Cap | Blk | 24MM X 2.0 | 22MM | 45MM |
| GMC | Canyon | 2008-2009 | 3866 | Black Plastic Cap | Blk | 24MM X 2.0 | 22MM | 45MM |
| GMC | Canyon | 2009 | 3866 | Black Plastic Cap | Blk | 24MM X 2.0 | 22MM | 45MM |
| GMC | Canyon | 2009-2010 | 3866 | Black Plastic Cap | Blk | 24MM X 2.0 | 22MM | 45MM |
| GMC | Canyon | 2010 | 3866 | Black Plastic Cap | Blk | 24MM X 2.0 | 22MM | 45MM |
| GMC | Canyon | 2010-2011 | 3866 | Black Plastic Cap | Blk | 24MM X 2.0 | 22MM | 45MM |
| GMC | Canyon | 2011 | 3866 | Black Plastic Cap | Blk | 24MM X 2.0 | 22MM | 45MM |
| GMC | Canyon | 2011-2012 | 3866 | Black Plastic Cap | Blk | 24MM X 2.0 | 22MM | 45MM |
| GMC | Canyon | 2012 | 3866 | Black Plastic Cap | Blk | 24MM X 2.0 | 22MM | 45MM |
| GMC | Canyon | 2012 | 3866 | Black Plastic Cap | Blk | 24MM X 2.0 | 22MM | 45MM |
| GMC | Canyon | 2009-2012 | 3877 | Chrome Acorn Nut | Ch | 12mm x 1.50 | 21MM | 35MM |
| GMC | Canyon | 2015 | 3887 | Chrome Acorn Bulge | Ch | 14MM X 1.50 | 22MM | 45MM |
| GMC | Canyon | 2020-2022 | 3887 | Chrome Acorn Bulge | Ch | 14MM X 1.50 | 22MM | 45MM |
| GMC | Canyon | 2007-2012 | 3892 | Modified Acorn | Ch | 12MM X 1.50 | 21MM | 29MM |
| GMC | Canyon | 2007-2012 | 6146 | Short MAG w/Washer | Ch | 12MM X 1.50 | 21MM | 42MM |
| GMC | Envoy XL | 2005-2006 | 3877 | Chrome Acorn Nut | Ch | 12mm x 1.50 | 21MM | 35MM |
| GMC | Envoy XUV | 2005 | 3877 | Chrome Acorn Nut | Ch | 12mm x 1.50 | 21MM | 35MM |
| GMC | Envoy | 2003-2009 | 3838 | Open Bulge | Ch | 12MM X 1.50 | 19MM | 21MM |
| GMC | Envoy | 2003-2009 | 3844 | Open Bulge | Zi | 12MM X 1.50 | 19MM | 23MM |
| GMC | Envoy | 2002-2009 | 3845 | Chrome Dome Top | Ch | 12MM X 1.50 | 19MM | 37MM |
| GMC | Envoy | 2002-2009 | 3846 | External Thread Solid Steel - Use 3865/7 Cap | Zi | 12MM X 1.50 | 19MM | 28MM |
| GMC | Envoy | 2007-2009 | 3872 | Long Hex, Short MAG w/Washer | Ch | 12MM X 1.50 | 21MM | 48MM |
| GMC | Envoy | 2005-2009 | 3877 | Chrome Acorn Nut | Ch | 12mm x 1.50 | 21MM | 35MM |
| GMC | Hummer EV | 2022 | 3887 | Chrome Acorn Bulge | Ch | 14MM X 1.50 | 22MM | 45MM |
| GMC | Jimmy | 2000-2001 | 3804 | Open Standard | Zi | 12MM X 1.50 | 19MM | 16MM |
| GMC | Jimmy | 2000-2005 | 3844 | Open Bulge | Zi | 12MM X 1.50 | 19MM | 23MM |
| GMC | Jimmy | 2000-2005 | 3845 | Chrome Dome Top | Ch | 12MM X 1.50 | 19MM | 37MM |
| GMC | Jimmy | 2000-2005 | 3846 | External Thread Solid Steel - Use 3865/7 Cap | Zi | 12MM X 1.50 | 19MM | 28MM |
| GMC | K2500 4WD | 2000 | 3855 | External Thread Steel Wheels Use With 3866 Cap | Zi | 14MM X 1.50 | 22MM | 30MM |
| GMC | K2500 | 2000 | 3886 | Open Bulge | Ch | 14MM X 1.50 | 19MM | 21MM |
| GMC | K3500 | 2000 | 3855 | External Thread Steel Wheels Use With 3866 Cap | Zi | 14MM X 1.50 | 22MM | 30MM |
| GMC | K3500 | 2000 | 3855 | External Thread Steel Wheels Use With 3866 Cap | Zi | 14MM X 1.50 | 22MM | 30MM |
| GMC | K3500 | 2000 | 3886 | Open Bulge | Ch | 14MM X 1.50 | 19MM | 21MM |
| GMC | K3500 | 2000 | 3886 | Open Bulge | Ch | 14MM X 1.50 | 19MM | 21MM |
| GMC | Safari | 2000-2002 | 3802 | Open Standard | Zi | 1/2 X 20 | 13/16" | 0.62" |
| GMC | Safari | 2000-2002 | 3816 | Long MAG w/Washer | Ch | 1/2 X 20 | 13/16" | 1.67" |
| GMC | Safari | 2000-2002 | 3824 | Open Bulge | Ch | 1/2 X 20 | 3/4" | 0.82" |
| GMC | Safari | 2000-2002 | 3825 | Duplex Acorn | Ch | 1/2 X 20 | 7/8" | 1.85" |
| GMC | Safari | 2000-2002 | 3826 | Long Duplex MAG w/Washer | Ch | 1/2 X 20 | 7/8" | 1.84" |
| GMC | Safari | 2003-2005 | 3855 | External Thread Steel Wheels Use With 3866 Cap | Zi | 14MM X 1.50 | 22MM | 30MM |
| GMC | Safari | 2000-2002 | 3860 | Acorn Bulge | Ch | 1/2 X 20 | 13/16" | 0.83" |
| GMC | Safari | 2000-2002 | 3863 | Chrome Acorn | Ch | 1/2 X 20 | 13/16" | 1.38" |
| GMC | Safari | 2000-2002 | 6143 | Long MAG w/Washer Lock Nut Use With 3816 | Ch | 1/2 X 20 | Locking Nut | 1.50" |
| GMC | Savana 1500 | 2003-2004 | 3855 | External Thread Steel Wheels Use With 3866 Cap | Zi | 14MM X 1.50 | 22MM | 30MM |
| GMC | Savana 1500 | 2007-2008 | 3855 | External Thread Steel Wheels Use With 3866 Cap | Zi | 14MM X 1.50 | 22MM | 30MM |
| GMC | Savana 1500 | 2014 | 3855 | External Thread Steel Wheels Use With 3866 Cap | Zi | 14MM X 1.50 | 22MM | 30MM |
| GMC | Savana 1500 | 2000-2012 | 3886 | Open Bulge | Ch | 14MM X 1.50 | 19MM | 21MM |
| GMC | Savana 1500 | 2000-2014 | 3887 | Chrome Acorn Bulge | Ch | 14MM X 1.50 | 22MM | 45MM |
| GMC | Savana 2500 | 2000-2017 | 3855 | External Thread Steel Wheels Use With 3866 Cap | Zi | 14MM X 1.50 | 22MM | 30MM |
| GMC | Savana 2500 | 2020-2023 | 3855 | External Thread Steel Wheels Use With 3866 Cap | Zi | 14MM X 1.50 | 22MM | 30MM |
| GMC | Savana 2500 | 2000-2012 | 3886 | Open Bulge | Ch | 14MM X 1.50 | 19MM | 21MM |
| GMC | Savana 3500 | 2000-2002 | 3846 | External Thread Solid Steel - Use 3865/7 Cap | Zi | 12MM X 1.50 | 19MM | 28MM |
| GMC | Savana 3500 | 2000 | 3855 | External Thread Steel Wheels Use With 3866 Cap | Zi | 14MM X 1.50 | 22MM | 30MM |

| MAKE | MODEL | YEAR | PART # | STYLE | FINISH | THREAD | HEX | LENGTH |
|------|---------------------|-----------|--------|--|--------|-------------|------|--------|
| GMC | Savana 3500 | 2000-2001 | 3855 | External Thread Steel Wheels Use With 3866 Cap | Zi | 14MM X 1.50 | 22MM | 30MM |
| GMC | Savana 3500 | 2001-2002 | 3855 | External Thread Steel Wheels Use With 3866 Cap | Zi | 14MM X 1.50 | 22MM | 30MM |
| GMC | Savana 3500 | 2002-2017 | 3855 | External Thread Steel Wheels Use With 3866 Cap | Zi | 14MM X 1.50 | 22MM | 30MM |
| GMC | Savana 3500 | 2020-2023 | 3855 | External Thread Steel Wheels Use With 3866 Cap | Zi | 14MM X 1.50 | 22MM | 30MM |
| GMC | Savana 3500 | 2000-2012 | 3886 | Open Bulge | Ch | 14MM X 1.50 | 19MM | 21MM |
| GMC | Savana 3500 | 2020-2021 | 6111 | Chrome MAG | Ch | 14MM X 1.50 | 22MM | 24MM |
| GMC | Savana 3500 | 2003-2018 | 6149 | External Thread Flanged Flat | Blk | 14MM X 1.50 | 22MM | 34MM |
| GMC | Savana 3500 | 2020-2023 | 6149 | External Thread Flanged Flat | Blk | 14MM X 1.50 | 22MM | 34MM |
| GMC | Savana 4500 | 2020-2022 | 3855 | External Thread Steel Wheels Use With 3866 Cap | Zi | 14MM X 1.50 | 22MM | 30MM |
| GMC | Savana 4500 | 2020 | 6111 | Chrome MAG | Ch | 14MM X 1.50 | 22MM | 24MM |
| GMC | Savana 4500 | 2009-2018 | 6149 | External Thread Flanged Flat | Blk | 14MM X 1.50 | 22MM | 34MM |
| GMC | Savana 4500 | 2020-2022 | 6149 | External Thread Flanged Flat | Blk | 14MM X 1.50 | 22MM | 34MM |
| GMC | Sierra (Mexico) | 2020-2022 | 3855 | External Thread Steel Wheels Use With 3866 Cap | Zi | 14MM X 1.50 | 22MM | 30MM |
| GMC | Sierra (Mexico) | 2020-2022 | 3887 | Chrome Acorn Bulge | Ch | 14MM X 1.50 | 22MM | 45MM |
| GMC | Sierra 1500 Limited | 2022 | 3855 | External Thread Steel Wheels Use With 3866 Cap | Zi | 14MM X 1.50 | 22MM | 30MM |
| GMC | Sierra 1500 Limited | 2022 | 3887 | Chrome Acorn Bulge | Ch | 14MM X 1.50 | 22MM | 45MM |
| GMC | Sierra 1500 | 2000-2017 | 3855 | External Thread Steel Wheels Use With 3866 Cap | Zi | 14MM X 1.50 | 22MM | 30MM |
| GMC | Sierra 1500 | 2020-2021 | 3855 | External Thread Steel Wheels Use With 3866 Cap | Zi | 14MM X 1.50 | 22MM | 30MM |
| GMC | Sierra 1500 | 2023 | 3855 | External Thread Steel Wheels Use With 3866 Cap | Zi | 14MM X 1.50 | 22MM | 30MM |
| GMC | Sierra 1500 | 2000-2012 | 3886 | Open Bulge | ch | 14MM X 1.50 | 19MM | 21MM |
| GMC | Sierra 1500 | 2000 | 3887 | Chrome Acorn Bulge | Ch | 14MM X 1.50 | 22MM | 45MM |
| GMC | Sierra 1500 | 2000-2001 | 3887 | Chrome Acorn Bulge | Ch | 14MM X 1.50 | 22MM | 45MM |
| GMC | Sierra 1500 | 2001-2002 | 3887 | Chrome Acorn Bulge | Ch | 14MM X 1.50 | 22MM | 45MM |
| GMC | Sierra 1500 | 2002-2003 | 3887 | Chrome Acorn Bulge | Ch | 14MM X 1.50 | 22MM | 45MM |
| GMC | Sierra 1500 | 2003-2004 | 3887 | Chrome Acorn Bulge | Ch | 14MM X 1.50 | 22MM | 45MM |
| GMC | Sierra 1500 | 2004-2005 | 3887 | Chrome Acorn Bulge | Ch | 14MM X 1.50 | 22MM | 45MM |
| GMC | Sierra 1500 | 2005-2006 | 3887 | Chrome Acorn Bulge | Ch | 14MM X 1.50 | 22MM | 45MM |
| GMC | Sierra 1500 | 2006-2007 | 3887 | Chrome Acorn Bulge | Ch | 14MM X 1.50 | 22MM | 45MM |
| GMC | Sierra 1500 | 2007-2008 | 3887 | Chrome Acorn Bulge | Ch | 14MM X 1.50 | 22MM | 45MM |
| GMC | Sierra 1500 | 2008-2009 | 3887 | Chrome Acorn Bulge | Ch | 14MM X 1.50 | 22MM | 45MM |
| GMC | Sierra 1500 | 2009-2010 | 3887 | Chrome Acorn Bulge | Ch | 14MM X 1.50 | 22MM | 45MM |
| GMC | Sierra 1500 | 2010-2011 | 3887 | Chrome Acorn Bulge | Ch | 14MM X 1.50 | 22MM | 45MM |
| GMC | Sierra 1500 | 2011-2012 | 3887 | Chrome Acorn Bulge | Ch | 14MM X 1.50 | 22MM | 45MM |
| GMC | Sierra 1500 | 2012-2013 | 3887 | Chrome Acorn Bulge | Ch | 14MM X 1.50 | 22MM | 45MM |
| GMC | Sierra 1500 | 2013-2014 | 3887 | Chrome Acorn Bulge | Ch | 14MM X 1.50 | 22MM | 45MM |
| GMC | Sierra 1500 | 2014-2015 | 3887 | Chrome Acorn Bulge | Ch | 14MM X 1.50 | 22MM | 45MM |
| GMC | Sierra 1500 | 2015-2017 | 3887 | Chrome Acorn Bulge | Ch | 14MM X 1.50 | 22MM | 45MM |
| GMC | Sierra 1500 | 2020-2021 | 3887 | Chrome Acorn Bulge | Ch | 14MM X 1.50 | 22MM | 45MM |
| GMC | Sierra 1500 | 2023 | 3887 | Chrome Acorn Bulge | Ch | 14MM X 1.50 | 22MM | 45MM |
| GMC | Sierra 1500 | 2001 | 6149 | External Thread Flanged Flat | Blk | 14MM X 1.50 | 22MM | 34MM |
| GMC | Sierra 2500 HD | 2001-2015 | 3843 | Open Bulge Alum Wheels | Zi | 14MM X 1.50 | 22MM | 21MM |
| GMC | Sierra 2500 HD | 2001-2017 | 3855 | External Thread Steel Wheels Use With 3866 Cap | Zi | 14MM X 1.50 | 22MM | 30MM |
| GMC | Sierra 2500 HD | 2020-2023 | 3855 | External Thread Steel Wheels Use With 3866 Cap | Zi | 14MM X 1.50 | 22MM | 30MM |
| GMC | Sierra 2500 HD | 2001 | 3872 | Long Hex, Short MAG w/Washer | Ch | 12MM X 1.50 | 21MM | 48MM |
| GMC | Sierra 2500 HD | 2001-2002 | 3872 | Long Hex, Short MAG w/Washer | Ch | 12MM X 1.50 | 21MM | 48MM |
| GMC | Sierra 2500 HD | 2002-2003 | 3872 | Long Hex, Short MAG w/Washer | Ch | 12MM X 1.50 | 21MM | 48MM |
| GMC | Sierra 2500 HD | 2003-2004 | 3872 | Long Hex, Short MAG w/Washer | Ch | 12MM X 1.50 | 21MM | 48MM |
| GMC | Sierra 2500 HD | 2004-2005 | 3872 | Long Hex, Short MAG w/Washer | Ch | 12MM X 1.50 | 21MM | 48MM |
| GMC | Sierra 2500 HD | 2005-2006 | 3872 | Long Hex, Short MAG w/Washer | Ch | 12MM X 1.50 | 21MM | 48MM |
| GMC | Sierra 2500 HD | 2006-2012 | 3872 | Long Hex, Short MAG w/Washer | Ch | 12MM X 1.50 | 21MM | 48MM |
| GMC | Sierra 2500 HD | 2001-2015 | 3886 | Open Bulge | Ch | 14MM X 1.50 | 19MM | 21MM |
| GMC | Sierra 2500 HD | 2001-2015 | 3887 | Chrome Acorn Bulge | Ch | 14MM X 1.50 | 22MM | 45MM |
| GMC | Sierra 2500 HD | 2020-2023 | 3887 | Chrome Acorn Bulge | Ch | 14MM X 1.50 | 22MM | 45MM |
| GMC | Sierra 3500 HD | 2008-2017 | 3855 | External Thread Steel Wheels Use With 3866 Cap | Zi | 14MM X 1.50 | 22MM | 30MM |
| GMC | Sierra 3500 HD | 2020-2022 | 3855 | External Thread Steel Wheels Use With 3866 Cap | Zi | 14MM X 1.50 | 22MM | 30MM |
| GMC | Sierra 3500 HD | 2007-2012 | 3872 | Long Hex, Short MAG w/Washer | Ch | 12MM X 1.50 | 21MM | 48MM |
| GMC | Sierra 3500 HD | 2007-2012 | 3886 | Open Bulge | Ch | 14MM X 1.50 | 19MM | 21MM |
| GMC | Sierra 3500 HD | 2007-2015 | 3887 | Chrome Acorn Bulge | Ch | 14MM X 1.50 | 22MM | 45MM |
| GMC | Sierra 3500 HD | 2020-2022 | 3887 | Chrome Acorn Bulge | Ch | 14MM X 1.50 | 22MM | 45MM |
| GMC | Sierra 3500 HD | 2020-2021 | 6111 | Chrome MAG | Ch | 14MM X 1.50 | 22MM | 24MM |
| GMC | Sierra 3500 HD | 2007-2019 | 6149 | External Thread Flanged Flat | Blk | 14MM X 1.50 | 22MM | 34MM |
| GMC | Sierra 3500 HD | 2021-2022 | 6149 | External Thread Flanged Flat | Blk | 14MM X 1.50 | 22MM | 34MM |
| GMC | Sierra 3500 | 2001-2002 | 3855 | External Thread Steel Wheels Use With 3866 Cap | Zi | 14MM X 1.50 | 22MM | 30MM |
| GMC | Sierra 3500 | 2002-2003 | 3855 | External Thread Steel Wheels Use With 3866 Cap | Zi | 14MM X 1.50 | 22MM | 30MM |
| GMC | Sierra 3500 | 2003-2004 | 3855 | External Thread Steel Wheels Use With 3866 Cap | Zi | 14MM X 1.50 | 22MM | 30MM |
| GMC | Sierra 3500 | 2004-2005 | 3855 | External Thread Steel Wheels Use With 3866 Cap | Zi | 14MM X 1.50 | 22MM | 30MM |
| GMC | Sierra 3500 | 2005-2006 | 3855 | External Thread Steel Wheels Use With 3866 Cap | Zi | 14MM X 1.50 | 22MM | 30MM |
| GMC | Sierra 3500 | 2006 | 3855 | External Thread Steel Wheels Use With 3866 Cap | Zi | 14MM X 1.50 | 22MM | 30MM |

GMC - HONDA

| MAKE | MODEL | YEAR | PART # | STYLE | FINISH | THREAD | HEX | LENGTH |
|-------|---------------|-----------|--------|--|--------|-------------|--------|--------|
| GMC | Sierra 3500 | 2001-2006 | 3872 | Long Hex, Short MAG w/Washer | Ch | 12MM X 1.50 | 21MM | 48MM |
| GMC | Sierra 3500 | 2003-2006 | 3886 | Open Bulge | Ch | 14MM X 1.50 | 19MM | 21MM |
| GMC | Sierra 3500 | 2001-2006 | 3887 | Chrome Acorn Bulge | Ch | 14MM X 1.50 | 22MM | 45MM |
| GMC | Sierra 3500 | 2003-2006 | 6149 | External Thread Flanged Flat | Blk | 14MM X 1.50 | 22MM | 34MM |
| GMC | Sierra Denali | 2008-2013 | 3843 | Open Bulge Alum Wheels | Zi | 14MM X 1.50 | 22MM | 21MM |
| GMC | Sierra Denali | 2008-2013 | 3855 | External Thread Steel Wheels Use With 3866 Cap | Zi | 14MM X 1.50 | 22MM | 30MM |
| GMC | Sonoma | 2000-2002 | 3804 | Open Standard | Zi | 12MM X 1.50 | 19MM | 16MM |
| GMC | Sonoma | 2000-2004 | 3846 | External Thread Solid Steel - Use 3865/7 Cap | Zi | 12MM X 1.50 | 19MM | 28MM |
| GMC | Sonoma | 2003-2004 | 3855 | External Thread Steel Wheels Use With 3866 Cap | Zi | 14MM X 1.50 | 22MM | 30MM |
| GMC | Sonoma | 2003-2004 | 3887 | Chrome Acorn Bulge | Ch | 14MM X 1.50 | 22MM | 45MM |
| GMC | Terrain | 2020 | 3805 | Chrome Acorn | Ch | 12MM X 1.50 | 19MM | 35MM |
| GMC | Terrain | 2010-2014 | 3843 | Open Bulge Alum Wheels | Zi | 14MM X 1.50 | 22MM | 21MM |
| GMC | Terrain | 2018-2019 | 3845 | Chrome Dome Top | Ch | 12MM X 1.50 | 19MM | 37MM |
| GMC | Terrain | 2010-2014 | 3855 | External Thread Steel Wheels Use With 3866 Cap | Zi | 14MM X 1.50 | 22MM | 30MM |
| GMC | Terrain | 2010-2012 | 3872 | Long Hex, Short MAG w/Washer | Ch | 12MM X 1.50 | 21MM | 48MM |
| GMC | Terrain | 2010-2012 | 3886 | Open Bulge | Ch | 14MM X 1.50 | 19MM | 21MM |
| GMC | Terrain | 2013-2014 | 3887 | Chrome Acorn Bulge | Ch | 14MM X 1.50 | 22MM | 45MM |
| GMC | Terrain | 2021-2022 | 6137 | Chrome Acorn Bulge | Ch | 12MM X 1.50 | 19MM | 38MM |
| GMC | Yukon Denali | 2001-2013 | 3843 | Open Bulge Alum Wheels | Zi | 14MM X 1.50 | 22MM | 21MM |
| GMC | Yukon Denali | 2001-2013 | 3855 | External Thread Steel Wheels Use With 3866 Cap | Zi | 14MM X 1.50 | 22MM | 30MM |
| GMC | Yukon XL 1500 | 2000-2014 | 3850 | Dome Top Acorn | Ch | 12MM X 1.25 | 21MM | 29MM |
| GMC | Yukon XL 1500 | 2000-2014 | 3855 | External Thread Steel Wheels Use With 3866 Cap | Zi | 14MM X 1.50 | 22MM | 30MM |
| GMC | Yukon XL 1500 | 2000-2014 | 3856 | Flat Flange | Blk | 14MM X 2.0 | 21MM | 26MM |
| GMC | Yukon XL 1500 | 2000-2012 | 3859 | Wheel Cover Retainer | Zi | 1/2 X 20 | 3/4" | 1.25" |
| GMC | Yukon XL 2500 | 2000-2012 | 3843 | Open Bulge Alum Wheels | Zi | 14MM X 1.50 | 22MM | 21MM |
| GMC | Yukon XL 2500 | 2001-2013 | 3855 | External Thread Steel Wheels Use With 3866 Cap | Zi | 14MM X 1.50 | 22MM | 30MM |
| GMC | Yukon XL 2500 | 2001-2013 | 3860 | Acorn Bulge | Ch | 1/2 X 20 | 13/16" | 0.83" |
| GMC | Yukon XL 2500 | 2001-2013 | 3887 | Chrome Acorn Bulge | Ch | 14MM X 1.50 | 22MM | 45MM |
| GMC | Yukon XL | 2020-2022 | 3887 | Chrome Acorn Bulge | Ch | 14MM X 1.50 | 22MM | 45MM |
| GMC | Yukon | 2000-2001 | 3843 | Open Bulge Alum Wheels | Zi | 14MM X 1.50 | 22MM | 21MM |
| GMC | Yukon | 2004-2012 | 3843 | Open Bulge Alum Wheels | Zi | 14MM X 1.50 | 22MM | 21MM |
| GMC | Yukon | 2000-2014 | 3852 | Dome Top Bulge | Ch | 1/2 X 20 | 3/4" | 1.57" |
| GMC | Yukon | 2020-2022 | 3887 | Chrome Acorn Bulge | Ch | 14MM X 1.50 | 22MM | 45MM |
| Honda | Accord EX | 2012 | 3892 | Modified Acorn | Ch | 12MM X 1.50 | 21MM | 29MM |
| Honda | Accord EX | 2008-2011 | 3892 | Modified Acorn | Ch | 12MM X 1.50 | 21MM | 29MM |
| Honda | Accord EX-L | 2008-2012 | 3892 | Modified Acorn | Ch | 12MM X 1.50 | 21MM | 29MM |
| Honda | Accord Hybrid | 2005-2007 | 3845 | Chrome Dome Top | Ch | 12MM X 1.50 | 19MM | 37MM |
| Honda | Accord | 2006-2012 | 3844 | Open Bulge | Zi | 12MM X 1.50 | 19MM | 23MM |
| Honda | Accord | 2000-2002 | 3875 | Acorn Bulge | Ch | 12MM X 1.50 | 19MM | 24MM |
| Honda | Accord | 2011-2018 | 3875 | Acorn Bulge | Ch | 12MM X 1.50 | 19MM | 24MM |
| Honda | Accord | 2020-2022 | 3875 | Acorn Bulge | Ch | 12MM X 1.50 | 19MM | 24MM |
| Honda | Accord | 2000-2002 | 3878 | Open Bulge | Ch | 12MM X 1.50 | 19MM | 19MM |
| Honda | Accord | 2011-2018 | 3878 | Open Bulge | Ch | 12MM X 1.50 | 19MM | 19MM |
| Honda | Accord | 2000-2007 | 3879 | Acorn Bulge | Ch | 12MM X 1.50 | 19MM | 30MM |
| Honda | Accord | 2013-2017 | 3879 | Acorn Bulge | Ch | 12MM X 1.50 | 19MM | 30MM |
| Honda | Accord | 2007-2012 | 6117 | Dome Top Bulge Retainer | Ch | 12MM X 1.50 | 19MM | 35MM |
| Honda | Accord | 2000-2007 | 6140 | Chrome MAG | Ch | 12MM X 1.50 | 21MM | 36MM |
| Honda | Accord | 2007-2008 | 6140 | Chrome MAG | Ch | 12MM X 1.50 | 21MM | 36MM |
| Honda | Accord | 2008-2009 | 6140 | Chrome MAG | Ch | 12MM X 1.50 | 21MM | 36MM |
| Honda | Accord | 2009-2010 | 6140 | Chrome MAG | Ch | 12MM X 1.50 | 21MM | 36MM |
| Honda | Accord | 2010-2011 | 6140 | Chrome MAG | Ch | 12MM X 1.50 | 21MM | 36MM |
| Honda | Accord | 2011-2012 | 6140 | Chrome MAG | Ch | 12MM X 1.50 | 21MM | 36MM |
| Honda | Accord | 2012-2014 | 6140 | Chrome MAG | Ch | 12MM X 1.50 | 21MM | 36MM |
| Honda | Accord | 2007-2012 | 6146 | Short MAG w/Washer | Ch | 12MM X 1.50 | 21MM | 42MM |
| Honda | City (Mexico) | 2020-2022 | 3875 | Acorn Bulge | Ch | 12MM X 1.50 | 19MM | 24MM |
| Honda | Civic | 2006-2012 | 3844 | Open Bulge | Zi | 12MM X 1.50 | 19MM | 23MM |
| Honda | Civic | 2000-2011 | 3875 | Acorn Bulge | Ch | 12MM X 1.50 | 19MM | 24MM |
| Honda | Civic | 2013-2018 | 3875 | Acorn Bulge | Ch | 12MM X 1.50 | 19MM | 24MM |
| Honda | Civic | 2020 | 3875 | Acorn Bulge | Ch | 12MM X 1.50 | 19MM | 24MM |
| Honda | Civic | 2020 | 3875 | Acorn Bulge | Ch | 12MM X 1.50 | 19MM | 24MM |
| Honda | Civic | 2020 | 3875 | Acorn Bulge | Ch | 12MM X 1.50 | 19MM | 24MM |
| Honda | Civic | 2020 | 3875 | Acorn Bulge | Ch | 12MM X 1.50 | 19MM | 24MM |
| Honda | Civic | 2020 | 3875 | Acorn Bulge | Ch | 12MM X 1.50 | 19MM | 24MM |
| Honda | Civic | 2020 | 3875 | Acorn Bulge | Ch | 12MM X 1.50 | 19MM | 24MM |
| Honda | Civic | 2020 | 3875 | Acorn Bulge | Ch | 12MM X 1.50 | 19MM | 24MM |
| Honda | Civic | 2020-2021 | 3875 | Acorn Bulge | Ch | 12MM X 1.50 | 19MM | 24MM |
| Honda | Civic | 2021 | 3875 | Acorn Bulge | Ch | 12MM X 1.50 | 19MM | 24MM |
| Honda | Civic | 2021-2022 | 3875 | Acorn Bulge | Ch | 12MM X 1.50 | 19MM | 24MM |

HONDA - HUMMER - HYUNDAI

| MAKE | MODEL | YEAR | PART # | STYLE | FINISH | THREAD | HEX | LENGTH |
|---------|----------------|-----------|--------|--|--------|-------------|------|--------|
| Honda | Odyssey | 2007-2010 | 6125 | Acorn Bulge | Ch | 14MM X 1.50 | 22MM | 34MM |
| Honda | Odyssey | 2005-2006 | 6129 | Chrome MAG Short | Ch | 14MM X 1.50 | 22MM | 35MM |
| Honda | Passport | 2000-2002 | 3805 | Chrome Acorn | Ch | 12MM X 1.50 | 19MM | 35MM |
| Honda | Passport | 2020-2023 | 3891 | Acorn Bulge | Ch | 14MM X 1.50 | 22MM | 28MM |
| Honda | Pilot | 2006 | 3844 | Open Bulge | Zi | 12MM X 1.50 | 19MM | 23MM |
| Honda | Pilot | 2003-2008 | 3879 | Acorn Bulge | Ch | 12MM X 1.50 | 19MM | 30MM |
| Honda | Pilot | 2011-2018 | 3891 | Acorn Bulge | Ch | 14MM X 1.50 | 22MM | 28MM |
| Honda | Pilot | 2020-2022 | 3891 | Acorn Bulge | Ch | 14MM X 1.50 | 22MM | 28MM |
| Honda | Pilot | 2003-2006 | 6117 | Dome Top Bulge Retainer | Ch | 12MM X 1.50 | 19MM | 35MM |
| Honda | Pilot | 2009-2010 | 6125 | Acorn Bulge | Ch | 14MM X 1.50 | 22MM | 34MM |
| Honda | Prelude | 2000-2001 | 3879 | Acorn Bulge | Ch | 12MM X 1.50 | 19MM | 30MM |
| Honda | Prelude | 2000-2001 | 6117 | Dome Top Bulge Retainer | Ch | 12MM X 1.50 | 19MM | 35MM |
| Honda | Ridgeline | 2006-2013 | 3812 | Open Standard | Zi | 14MM X 1.50 | 22MM | 15MM |
| Honda | Ridgeline | 2006-2008 | 3833 | Acorn Bulge | Ch | 14MM X 1.50 | 21MM | 35MM |
| Honda | Ridgeline | 2006-2008 | 3886 | Open Bulge | Ch | 14MM X 1.50 | 19MM | 21MM |
| Honda | Ridgeline | 2012-2014 | 3891 | Acorn Bulge | Ch | 14MM X 1.50 | 22MM | 28MM |
| Honda | Ridgeline | 2017-2018 | 3891 | Acorn Bulge | Ch | 14MM X 1.50 | 22MM | 28MM |
| Honda | Ridgeline | 2020-2022 | 3891 | Acorn Bulge | Ch | 14MM X 1.50 | 22MM | 28MM |
| Honda | Ridgeline | 2009-2010 | 6125 | Acorn Bulge | Ch | 14MM X 1.50 | 22MM | 34MM |
| Honda | Ridgeline | 2006-2008 | 6129 | Chrome MAG Short | Ch | 14MM X 1.50 | 22MM | 35MM |
| Honda | Ridgeline | 2006-2008 | 6140 | Chrome MAG | Ch | 12MM X 1.50 | 21MM | 36MM |
| Honda | Ridgeline | 2006-2008 | 6146 | Short MAG w/Washer | Ch | 12MM X 1.50 | 21MM | 42MM |
| Honda | S2000 | 2006-2009 | 3844 | Open Bulge | Zi | 12MM X 1.50 | 19MM | 23MM |
| Honda | S2000 | 2000-2009 | 3875 | Acorn Bulge | Ch | 12MM X 1.50 | 19MM | 24MM |
| Honda | S2000 | 2000-2009 | 3878 | Open Bulge | Ch | 12MM X 1.50 | 19MM | 19MM |
| Honda | S2000 | 2007-2009 | 6117 | Dome Top Bulge Retainer | Ch | 12MM X 1.50 | 19MM | 35MM |
| Honda | S2000 | 2007-2009 | 6140 | Chrome MAG | Ch | 12MM X 1.50 | 21MM | 36MM |
| Honda | S2000 | 2007-2009 | 6146 | Short MAG w/Washer | Ch | 12MM X 1.50 | 21MM | 42MM |
| Hummer | H2 | 2005-2008 | 3806 | Acorn Bulge | Ch | 14MM X 1.50 | 19MM | 35MM |
| Hummer | H2 | 2006-2008 | 3833 | Acorn Bulge | Ch | 14MM X 1.50 | 21MM | 35MM |
| Hummer | H2 | 2005-2008 | 3843 | Open Bulge Alum Wheels | Zi | 14MM X 1.50 | 22MM | 21MM |
| Hummer | H2 | 2006-2008 | 3885 | Short MAG w/Washer | Ch | 12MM X 1.25 | 21MM | 38MM |
| Hummer | H2 | 2003-2008 | 3886 | Open Bulge | Ch | 14MM X 1.50 | 19MM | 21MM |
| Hummer | H3 | 2006-2010 | 3806 | Acorn Bulge | Ch | 14MM X 1.50 | 19MM | 35MM |
| Hummer | H3 | 2006-2010 | 3844 | Open Bulge | Zi | 12MM X 1.50 | 19MM | 23MM |
| Hummer | H3 | 2009-2010 | 3846 | External Thread Solid Steel - Use 3865/7 Cap | Zi | 12MM X 1.50 | 19MM | 28MM |
| Hummer | H3 | 2007-2010 | 3872 | Long Hex, Short MAG w/Washer | Ch | 12MM X 1.50 | 21MM | 48MM |
| Hummer | H3 | 2006-2008 | 3885 | Short MAG w/Washer | Ch | 12MM X 1.25 | 21MM | 38MM |
| Hummer | H3 | 2007-2010 | 6117 | Dome Top Bulge Retainer | Ch | 12MM X 1.50 | 19MM | 35MM |
| Hummer | H3T | 2009-2010 | 3844 | Open Bulge | Zi | 12MM X 1.50 | 19MM | 23MM |
| Hummer | H3T | 2009-2010 | 3872 | Long Hex, Short MAG w/Washer | Ch | 12MM X 1.50 | 21MM | 48MM |
| Hummer | H3T | 2009-2010 | 6117 | Dome Top Bulge Retainer | Ch | 12MM X 1.50 | 19MM | 35MM |
| Hyundai | Accent GLS | 2007-2010 | 3892 | Modified Acorn | Ch | 12MM X 1.50 | 21MM | 29MM |
| Hyundai | Accent GLS | 2012 | 3892 | Modified Acorn | Ch | 12MM X 1.50 | 21MM | 29MM |
| Hyundai | Accent GS | 2007-2010 | 3892 | Modified Acorn | Ch | 12MM X 1.50 | 21MM | 29MM |
| Hyundai | Accent GS | 2012 | 3892 | Modified Acorn | Ch | 12MM X 1.50 | 21MM | 29MM |
| Hyundai | Accent | 2000-2010 | 3804 | Open Standard | Zi | 12MM X 1.50 | 19MM | 16MM |
| Hyundai | Accent | 2000-2010 | 3828 | Chrome Acorn | Ch | 12MM X 1.50 | 21MM | 35MM |
| Hyundai | Accent | 2006-2010 | 3844 | Open Bulge | Zi | 12MM X 1.50 | 19MM | 23MM |
| Hyundai | Accent | 2012 | 3844 | Open Bulge | Zi | 12MM X 1.50 | 19MM | 23MM |
| Hyundai | Accent | 2000-2018 | 3869 | Chrome Acorn | Ch | 12MM X 1.50 | 21MM | 26MM |
| Hyundai | Accent | 2007-2010 | 3872 | Long Hex, Short MAG w/Washer | Ch | 12MM X 1.50 | 21MM | 48MM |
| Hyundai | Accent | 2012 | 3872 | Long Hex, Short MAG w/Washer | Ch | 12MM X 1.50 | 21MM | 48MM |
| Hyundai | Accent | 2017 | 3877 | Chrome Acorn Nut | Ch | 12mm x 1.50 | 21MM | 35MM |
| Hyundai | Accent | 2000-2005 | 6104 | Acorn Bulge w/Retainer | Ch | 12MM X 1.50 | 21MM | 33MM |
| Hyundai | Accent | 2007-2012 | 6117 | Dome Top Bulge Retainer | Ch | 12MM X 1.50 | 19MM | 35MM |
| Hyundai | Azera | 2006-2013 | 3828 | Chrome Acorn | Ch | 12MM X 1.50 | 21MM | 35MM |
| Hyundai | Azera | 2006-2012 | 3838 | Open Bulge | Ch | 12MM X 1.50 | 19MM | 21MM |
| Hyundai | Azera | 2006-2013 | 3848 | Open Bulge | Zi | 12MM X 1.50 | 21MM | 16MM |
| Hyundai | Azera | 2011-2017 | 3869 | Chrome Acorn | Ch | 12MM X 1.50 | 21MM | 26MM |
| Hyundai | Azera | 2007-2012 | 3892 | Modified Acorn | Ch | 12MM X 1.50 | 21MM | 29MM |
| Hyundai | Azera | 2007-2012 | 6117 | Dome Top Bulge Retainer | Ch | 12MM X 1.50 | 19MM | 35MM |
| Hyundai | Azera | 2007-2012 | 6140 | Chrome MAG | Ch | 12MM X 1.50 | 21MM | 36MM |
| Hyundai | Azera | 2007-2012 | 6146 | Short MAG w/Washer | Ch | 12MM X 1.50 | 21MM | 42MM |
| Hyundai | Creta (Mexico) | 2017 | 3877 | Chrome Acorn Nut | Ch | 12mm x 1.50 | 21MM | 35MM |
| Hyundai | Elantra Coupe | 2013-2014 | 3869 | Chrome Acorn | Ch | 12MM X 1.50 | 21MM | 26MM |
| Hyundai | Elantra GLS | 2007-2010 | 3892 | Modified Acorn | Ch | 12MM X 1.50 | 21MM | 29MM |

| MAKE | MODEL | YEAR | PART # | STYLE | FINISH | THREAD | HEX | LENGTH |
|---------|---------------|-----------|--------|------------------------------|--------|-------------|------|--------|
| Hyundai | Elantra GT | 2017 | 3877 | Chrome Acorn Nut | Ch | 12mm x 1.50 | 21MM | 35MM |
| Hyundai | Elantra Ltd | 2007-2010 | 3892 | Modified Acorn | Ch | 12MM X 1.50 | 21MM | 29MM |
| Hyundai | Elantra | 2000-2006 | 3828 | Chrome Acorn | Ch | 12MM X 1.50 | 21MM | 35MM |
| Hyundai | Elantra | 2006-2011 | 3828 | Chrome Acorn | Ch | 12MM X 1.50 | 21MM | 35MM |
| Hyundai | Elantra | 2011-2012 | 3828 | Chrome Acorn | Ch | 12MM X 1.50 | 21MM | 35MM |
| Hyundai | Elantra | 2012-2013 | 3828 | Chrome Acorn | Ch | 12MM X 1.50 | 21MM | 35MM |
| Hyundai | Elantra | 2013-2017 | 3828 | Chrome Acorn | Ch | 12MM X 1.50 | 21MM | 35MM |
| Hyundai | Elantra | 2006-2012 | 3844 | Open Bulge | Zi | 12MM X 1.50 | 19MM | 23MM |
| Hyundai | Elantra | 2000-2006 | 3848 | Open Bulge | Zi | 12MM X 1.50 | 21MM | 16MM |
| Hyundai | Elantra | 2011-2013 | 3848 | Open Bulge | Zi | 12MM X 1.50 | 21MM | 16MM |
| Hyundai | Elantra | 2006-2018 | 3869 | Chrome Acorn | Ch | 12MM X 1.50 | 21MM | 26MM |
| Hyundai | Elantra | 2007-2012 | 3872 | Long Hex, Short MAG w/Washer | Ch | 12MM X 1.50 | 21MM | 48MM |
| Hyundai | E lantra | 2017 | 3877 | Chrome Acorn Nut | Ch | 12mm x 1.50 | 21MM | 35MM |
| Hyundai | Elantra | 2000-2005 | 6104 | Acorn Bulge w/Retainer | Ch | 12MM X 1.50 | 21MM | 33MM |
| Hyundai | Elantra | 2007-2012 | 6117 | Dome Top Bulge Retainer | Ch | 12MM X 1.50 | 19MM | 35MM |
| Hyundai | Entourage | 2007-2009 | 3828 | Chrome Acorn | Ch | 12MM X 1.50 | 21MM | 35MM |
| Hyundai | Entourage | 2007-2008 | 3838 | Open Bulge | Ch | 12MM X 1.50 | 19MM | 21MM |
| Hyundai | Entourage | 2007-2009 | 3869 | Chrome Acorn | Ch | 12MM X 1.50 | 21MM | 26MM |
| Hyundai | Entourage | 2007-2008 | 3892 | Modified Acorn | Ch | 12MM X 1.50 | 21MM | 29MM |
| Hyundai | Entourage | 2007-2008 | 6117 | Dome Top Bulge Retainer | Ch | 12MM X 1.50 | 19MM | 35MM |
| Hyundai | Equus | 2011-2013 | 3828 | Chrome Acorn | Ch | 12MM X 1.50 | 21MM | 35MM |
| Hyundai | Equus | 2011-2012 | 3838 | Open Bulge | Ch | 12MM X 1.50 | 19MM | 21MM |
| Hyundai | Equus | 2011-2012 | 3892 | Modified Acorn | Ch | 12MM X 1.50 | 21MM | 29MM |
| Hyundai | Equus | 2011-2012 | 6117 | Dome Top Bulge Retainer | Ch | 12MM X 1.50 | 19MM | 35MM |
| Hyundai | Equus | 2011-2012 | 6146 | Short MAG w/Washer | Ch | 12MM X 1.50 | 21MM | 42MM |
| Hyundai | Genesis Coupe | 2010-2012 | 3838 | Open Bulge | Ch | 12MM X 1.50 | 19MM | 21MM |
| Hyundai | Genesis Coupe | 2010-2016 | 3869 | Chrome Acorn | Ch | 12MM X 1.50 | 21MM | 26MM |
| Hyundai | Genesis Coupe | 2010-2012 | 3892 | Modified Acorn | Ch | 12MM X 1.50 | 21MM | 29MM |
| Hyundai | Genesis Coupe | 2010-2012 | 6117 | Dome Top Bulge Retainer | Ch | 12MM X 1.50 | 19MM | 35MM |
| Hyundai | Genesis Coupe | 2010-2011 | 6140 | Chrome MAG | Ch | 12MM X 1.50 | 21MM | 36MM |
| Hyundai | Genesis Coupe | 2010-2011 | 6146 | Short MAG w/Washer | Ch | 12MM X 1.50 | 21MM | 42MM |
| Hyundai | Genesis | 2010-2014 | 3828 | Chrome Acorn | Ch | 12MM X 1.50 | 21MM | 35MM |
| Hyundai | Genesis | 2009-2012 | 3838 | Open Bulge | Ch | 12MM X 1.50 | 19MM | 21MM |
| Hyundai | Genesis | 2009-2014 | 3848 | Open Bulge | Zi | 12MM X 1.50 | 21MM | 16MM |
| Hyundai | Genesis | 2013-2014 | 3869 | Chrome Acorn | Ch | 12MM X 1.50 | 21MM | 26MM |
| Hyundai | Genesis | 2009-2012 | 3872 | Long Hex, Short MAG w/Washer | Ch | 12MM X 1.50 | 21MM | 48MM |
| Hyundai | Genesis | 2009 | 3892 | Modified Acorn | Ch | 12MM X 1.50 | 21MM | 29MM |
| Hyundai | Genesis | 2009-2010 | 3892 | Modified Acorn | Ch | 12MM X 1.50 | 21MM | 29MM |
| Hyundai | Genesis | 2010-2011 | 3892 | Modified Acorn | Ch | 12MM X 1.50 | 21MM | 29MM |
| Hyundai | Genesis | 2011-2012 | 3892 | Modified Acorn | Ch | 12MM X 1.50 | 21MM | 29MM |
| Hyundai | Genesis | 2012 | 3892 | Modified Acorn | Ch | 12MM X 1.50 | 21MM | 29MM |
| Hyundai | Genesis | 2012 | 3892 | Modified Acorn | Ch | 12MM X 1.50 | 21MM | 29MM |
| Hyundai | Genesis | 2009-2012 | 6117 | Dome Top Bulge Retainer | Ch | 12MM X 1.50 | 19MM | 35MM |
| Hyundai | Ioniq | 2018-2019 | 3869 | Chrome Acorn | Ch | 12MM X 1.50 | 21MM | 26MM |
| Hyundai | Ioniq | 2017 | 3877 | Chrome Acorn Nut | Ch | 12mm x 1.50 | 21MM | 35MM |
| Hyundai | Kona | 2018 | 3869 | Chrome Acorn | Ch | 12MM X 1.50 | 21MM | 26MM |
| Hyundai | Santa Fe GLS | 2007-2012 | 3892 | Modified Acorn | Ch | 12MM X 1.50 | 21MM | 29MM |
| Hyundai | Santa Fe Ltd | 2007-2012 | 3892 | Modified Acorn | Ch | 12MM X 1.50 | 21MM | 29MM |
| Hyundai | Santa Fe SE | 2007-2012 | 3892 | Modified Acorn | Ch | 12MM X 1.50 | 21MM | 29MM |
| Hyundai | Santa Fe XL | 2014-2018 | 3869 | Chrome Acorn | Ch | 12MM X 1.50 | 21MM | 26MM |
| Hyundai | Santa Fe | 2001-2013 | 3828 | Chrome Acorn | Ch | 12MM X 1.50 | 21MM | 35MM |
| Hyundai | Santa Fe | 2008-2012 | 3838 | Open Bulge | Ch | 12MM X 1.50 | 19MM | 21MM |
| Hyundai | Santa Fe | 2001-2005 | 3869 | Chrome Acorn | Ch | 12MM X 1.50 | 21MM | 26MM |
| Hyundai | Santa Fe | 2014-2018 | 3869 | Chrome Acorn | Ch | 12MM X 1.50 | 21MM | 26MM |
| Hyundai | Santa Fe | 2007-2011 | 3872 | Long Hex, Short MAG w/Washer | Ch | 12MM X 1.50 | 21MM | 48MM |
| Hyundai | Sonata GLS | 2007-2012 | 3892 | Modified Acorn | Ch | 12MM X 1.50 | 21MM | 29MM |
| Hyundai | Sonata Hybrid | 2011-2012 | 3892 | Modified Acorn | Ch | 12MM X 1.50 | 21MM | 29MM |
| Hyundai | Sonata Ltd | 2007-2012 | 3892 | Modified Acorn | Ch | 12MM X 1.50 | 21MM | 29MM |
| Hyundai | Sonata SE | 2007-2012 | 3892 | Modified Acorn | Ch | 12MM X 1.50 | 21MM | 29MM |
| Hyundai | Sonata | 2000-2013 | 3828 | Chrome Acorn | Ch | 12MM X 1.50 | 21MM | 35MM |
| Hyundai | Sonata | 2006-2012 | 3838 | Open Bulge | Ch | 12MM X 1.50 | 19MM | 21MM |
| Hyundai | Sonata | 2000-2005 | 3848 | Open Bulge | Zi | 12MM X 1.50 | 21MM | 16MM |
| Hyundai | Sonata | 2000-2018 | 3869 | Chrome Acorn | Ch | 12MM X 1.50 | 21MM | 26MM |
| Hyundai | Sonata | 2008-2010 | 3872 | Long Hex, Short MAG w/Washer | Ch | 12MM X 1.50 | 21MM | 48MM |
| Hyundai | Sonata | 2007-2012 | 6117 | Dome Top Bulge Retainer | Ch | 12MM X 1.50 | 19MM | 35MM |
| | | | | | | | | |
| | | | | | | | | |
| | | | | | | | | |

| MAKE | MODEL | YEAR | PART # | STYLE | FINISH | THREAD | HEX | LENGTH |
|----------|-------|-----------|--------|----------------------------|--------|-------------|-------------|--------|
| Infiniti | FX50 | 2009-2010 | 6109 | Cragar Long MAG | Ch | 12MM X 1.25 | 21MM | 57MM |
| Infiniti | FX50 | 2012 | 6109 | Cragar Long MAG | Ch | 12MM X 1.25 | 21MM | 57MM |
| Infiniti | G20 | 2000-2002 | 3813 | Dome Top Acorn | Ch | 12MM X 1.25 | 21MM | 35MM |
| Infiniti | G20 | 2000-2002 | 3815 | Short MAG w/Washer | Ch | 12MM X 1.25 | 21MM | 37MM |
| Infiniti | G20 | 2000-2002 | 3831 | Dome Top Acorn Bulge | Ch | 12MM X 1.25 | 21MM | 35MM |
| Infiniti | G20 | 2000-2002 | 3836 | Long MAG w/Abs | Ch | 12MM X 1.25 | 21MM | 42MM |
| Infiniti | G20 | 2000-2002 | 3850 | Dome Top Acorn | Ch | 12MM X 1.25 | 21MM | 29MM |
| Infiniti | G20 | 2000-2002 | 6109 | Cragar Long MAG | Ch | 12MM X 1.25 | 21MM | 57MM |
| Infiniti | G25 | 2012 | 3813 | Dome Top Acorn | Ch | 12MM X 1.25 | 21MM | 35MM |
| Infiniti | G25 | 2012 | 3815 | Short MAG w/Washer | Ch | 12MM X 1.25 | 21MM | 37MM |
| Infiniti | G25 | 2011-2012 | 3885 | Short MAG w/Washer | Ch | 12MM X 1.25 | 21MM | 38MM |
| Infiniti | G 25 | 2011-2012 | 3894 | Chrome Dome Top | Ch | 12MM X 1.25 | 21MM | 36MM |
| Infiniti | G25 | 2012 | 6109 | Cragar Long MAG | Ch | 12MM X 1.25 | 21MM | 57MM |
| Infiniti | G25 | 2011-2012 | 6144 | Short Locking MAG w/Washer | Ch | 12MM X 1.25 | Locking Nut | 36MM |
| Infiniti | G35 | 2003-2008 | 3831 | Dome Top Acorn Bulge | Ch | 12MM X 1.25 | 21MM | 35MM |
| Infiniti | G35 | 2003-2008 | 3836 | Long MAG w/Abs | Ch | 12MM X 1.25 | 21MM | 42MM |
| Infiniti | G35 | 2003-2008 | 3850 | Dome Top Acorn | Ch | 12MM X 1.25 | 21MM | 29MM |
| Infiniti | G35 | 2007-2008 | 3885 | Short MAG w/Washer | Ch | 12MM X 1.25 | 21MM | 38MM |
| Infiniti | G 35 | 2007-2008 | 3894 | Chrome Dome Top | Ch | 12MM X 1.25 | 21MM | 36MM |
| Infiniti | G35 | 2003-2008 | 6109 | Cragar Long MAG | Ch | 12MM X 1.25 | 21MM | 57MM |
| Infiniti | G35 | 2007-2008 | 6144 | Short Locking MAG w/Washer | Ch | 12MM X 1.25 | Locking Nut | 36MM |
| Infiniti | G37 | 2008-2010 | 3813 | Dome Top Acorn | Ch | 12MM X 1.25 | 21MM | 35MM |
| Infiniti | G37 | 2012 | 3813 | Dome Top Acorn | Ch | 12MM X 1.25 | 21MM | 35MM |
| Infiniti | G37 | 2008-2010 | 3831 | Dome Top Acorn Bulge | Ch | 12MM X 1.25 | 21MM | 35MM |
| Infiniti | G37 | 2012 | 3831 | Dome Top Acorn Bulge | Ch | 12MM X 1.25 | 21MM | 35MM |
| Infiniti | G37 | 2008-2013 | 3836 | Long MAG w/Abs | Ch | 12MM X 1.25 | 21MM | 42MM |
| Infiniti | G37 | 2008-2013 | 3850 | Dome Top Acorn | Ch | 12MM X 1.25 | 21MM | 29MM |
| Infiniti | G37 | 2008-2009 | 3885 | Short MAG w/Washer | Ch | 12MM X 1.25 | 21MM | 38MM |
| Infiniti | G37 | 2011 | 3885 | Short MAG w/Washer | Ch | 12MM X 1.25 | 21MM | 38MM |
| Infiniti | G 37 | 2008-2013 | 3894 | Chrome Dome Top | Ch | 12MM X 1.25 | 21MM | 36MM |
| Infiniti | G37 | 2008-2010 | 6109 | Cragar Long MAG | Ch | 12MM X 1.25 | 21MM | 57MM |
| Infiniti | G37 | 2012 | 6109 | Cragar Long MAG | Ch | 12MM X 1.25 | 21MM | 57MM |
| Infiniti | G37 | 2008-2009 | 6144 | Short Locking MAG w/Washer | Ch | 12MM X 1.25 | Locking Nut | 36MM |
| Infiniti | G37 | 2011 | 6144 | Short Locking MAG w/Washer | Ch | 12MM X 1.25 | Locking Nut | 36MM |
| Infiniti | I30 | 2000-2001 | 3813 | Dome Top Acorn | Ch | 12MM X 1.25 | 21MM | 35MM |
| Infiniti | I30 | 2000-2001 | 3815 | Short MAG w/Washer | Ch | 12MM X 1.25 | 21MM | 37MM |
| Infiniti | I30 | 2000-2001 | 3831 | Dome Top Acorn Bulge | Ch | 12MM X 1.25 | 21MM | 35MM |
| Infiniti | I30 | 2000-2001 | 3836 | Long MAG w/Abs | Ch | 12MM X 1.25 | 21MM | 42MM |
| Infiniti | I30 | 2000-2001 | 3850 | Dome Top Acorn | Ch | 12MM X 1.25 | 21MM | 29MM |
| Infiniti | I30 | 2001 | 6109 | Cragar Long MAG | Ch | 12MM X 1.25 | 21MM | 57MM |
| Infiniti | I35 | 2002-2004 | 6109 | Cragar Long MAG | Ch | 12MM X 1.25 | 21MM | 57MM |
| Infiniti | JX35 | 2013 | 3815 | Short MAG w/Washer | Ch | 12MM X 1.25 | 21MM | 37MM |
| Infiniti | JX35 | 2013 | 3831 | Dome Top Acorn Bulge | Ch | 12MM X 1.25 | 21MM | 35MM |
| Infiniti | JX35 | 2013 | 3836 | Long MAG w/Abs | Ch | 12MM X 1.25 | 21MM | 42MM |
| Infiniti | JX35 | 2013 | 3850 | Dome Top Acorn | Ch | 12MM X 1.25 | 21MM | 29MM |
| Infiniti | M35 | 2006-2010 | 3813 | Dome Top Acorn | Ch | 12MM X 1.25 | 21MM | 35MM |
| Infiniti | M35 | 2006-2010 | 3815 | Short MAG w/Washer | Ch | 12MM X 1.25 | 21MM | 37MM |
| Infiniti | M35 | 2006-2010 | 3831 | Dome Top Acorn Bulge | Ch | 12MM X 1.25 | 21MM | 35MM |
| Infiniti | M35 | 2006-2010 | 3836 | Long MAG w/Abs | Ch | 12MM X 1.25 | 21MM | 42MM |
| Infiniti | M35 | 2006-2010 | 3850 | Dome Top Acorn | Ch | 12MM X 1.25 | 21MM | 29MM |
| Infiniti | M35 | 2006-2010 | 3881 | Acorn Bulge | Ch | 14MM X 2.0 | 19MM | 50MM |
| Infiniti | M35 | 2006-2010 | 6109 | Cragar Long MAG | Ch | 12MM X 1.25 | 21MM | 57MM |
| Infiniti | M35h | 2012 | 3813 | Dome Top Acorn | Ch | 12MM X 1.25 | 21MM | 35MM |
| Infiniti | M35h | 2012 | 3815 | Short MAG w/Washer | Ch | 12MM X 1.25 | 21MM | 37MM |
| Infiniti | M35h | 2012 | 3885 | Short MAG w/Washer | Ch | 12MM X 1.25 | 21MM | 38MM |
| Infiniti | M35h | 2012-2013 | 3894 | Chrome Dome Top | Ch | 12MM X 1.25 | 21MM | 36MM |
| Infiniti | M35h | 2012 | 6109 | Cragar Long MAG | Ch | 12MM X 1.25 | 21MM | 57MM |
| Infiniti | M35h | 2012 | 6144 | Short Locking MAG w/Washer | Ch | 12MM X 1.25 | Locking Nut | 36MM |
| Infiniti | M37 | 2012 | 3813 | Dome Top Acorn | Ch | 12MM X 1.25 | 21MM | 35MM |
| Infiniti | M37 | 2011-2012 | 3836 | Long MAG w/Abs | Ch | 12MM X 1.25 | 21MM | 42MM |
| Infiniti | M37 | 2011-2012 | 3850 | Dome Top Acorn | Ch | 12MM X 1.25 | 21MM | 29MM |
| Infiniti | M37 | 2013 | 3885 | Short MAG w/Washer | Ch | 12MM X 1.25 | 21MM | 38MM |
| Infiniti | M37 | 2011-2013 | 3894 | Chrome Dome Top | Ch | 12MM X 1.25 | 21MM | 36MM |
| Infiniti | M37 | 2012 | 6109 | Cragar Long MAG | Ch | 12MM X 1.25 | 21MM | 57MM |
| Infiniti | M37 | 2013 | 6144 | Short Locking MAG w/Washer | Ch | 12MM X 1.25 | Locking Nut | 36MM |
| Infiniti | M45 | 2003-2004 | 3813 | Dome Top Acorn | Ch | 12MM X 1.25 | 21MM | 35MM |
| Infiniti | M45 | 2006-2010 | 3813 | Dome Top Acorn | Ch | 12MM X 1.25 | 21MM | 35MM |
| Infiniti | M45 | 2003-2004 | 3815 | Short MAG w/Washer | Ch | 12MM X 1.25 | 21MM | 37MM |

INFINITI - ISUZU

| MAKE | MODEL | YEAR | PART # | STYLE | FINISH | THREAD | HEX | LENGTH |
|----------|----------|-----------|--------|--|--------|-------------|-------------|--------|
| Infini | M45 | 2006-2010 | 3815 | Short MAG w/Washer | Ch | 12MM X 1.25 | 21MM | 37MM |
| Infini | M45 | 2003-2004 | 3831 | Dome Top Acorn Bulge | Ch | 12MM X 1.25 | 21MM | 35MM |
| Infini | M45 | 2006-2010 | 3831 | Dome Top Acorn Bulge | Ch | 12MM X 1.25 | 21MM | 35MM |
| Infini | M45 | 2006-2010 | 3836 | Long MAG w/Abs | Ch | 12MM X 1.25 | 21MM | 42MM |
| Infini | M45 | 2003-2004 | 3850 | Dome Top Acorn | Ch | 12MM X 1.25 | 21MM | 29MM |
| Infini | M45 | 2006-2010 | 3850 | Dome Top Acorn | Ch | 12MM X 1.25 | 21MM | 29MM |
| Infini | M45 | 2006-2010 | 3881 | Acorn Bulge | Ch | 14MM X 2.0 | 19MM | 50MM |
| Infini | M45 | 2003-2004 | 6109 | Cragar Long MAG | Ch | 12MM X 1.25 | 21MM | 57MM |
| Infini | M45 | 2006-2010 | 6109 | Cragar Long MAG | Ch | 12MM X 1.25 | 21MM | 57MM |
| Infini | M56 | 2012 | 3813 | Dome Top Acorn | Ch | 12MM X 1.25 | 21MM | 35MM |
| Infini | M56 | 2012 | 3836 | Long MAG w/Abs | Ch | 12MM X 1.25 | 21MM | 42MM |
| Infiniti | M56 | 2011-2013 | 3894 | Chrome Dome Top | Ch | 12MM X 1.25 | 21MM | 36MM |
| Infini | M56 | 2012 | 6109 | Cragar Long MAG | Ch | 12MM X 1.25 | 21MM | 57MM |
| Infini | Q40 | 2015 | 3885 | Short MAG w/Washer | Ch | 12MM X 1.25 | 21MM | 38MM |
| Infiniti | Q40 | 2015 | 3894 | Chrome Dome Top | Ch | 12MM X 1.25 | 21MM | 36MM |
| Infini | Q40 | 2015 | 6144 | Short Locking MAG w/Washer | Ch | 12MM X 1.25 | Locking Nut | 36MM |
| Infini | Q45 | 2000-2006 | 3813 | Dome Top Acorn | Ch | 12MM X 1.25 | 21MM | 35MM |
| Infini | Q45 | 2000-2006 | 3815 | Short MAG w/Washer | Ch | 12MM X 1.25 | 21MM | 37MM |
| Infini | Q45 | 2000-2006 | 3831 | Dome Top Acorn Bulge | Ch | 12MM X 1.25 | 21MM | 35MM |
| Infini | Q45 | 2000-2006 | 3836 | Long MAG w/Abs | Ch | 12MM X 1.25 | 21MM | 42MM |
| Infini | Q45 | 2000-2003 | 3850 | Dome Top Acorn | Ch | 12MM X 1.25 | 21MM | 29MM |
| Infini | Q45 | 2003-2004 | 3850 | Dome Top Acorn | Ch | 12MM X 1.25 | 21MM | 29MM |
| Infini | Q45 | 2004-2005 | 3850 | Dome Top Acorn | Ch | 12MM X 1.25 | 21MM | 29MM |
| Infini | Q45 | 2005-2006 | 3850 | Dome Top Acorn | Ch | 12MM X 1.25 | 21MM | 29MM |
| Infini | Q45 | 2006 | 3850 | Dome Top Acorn | Ch | 12MM X 1.25 | 21MM | 29MM |
| Infini | Q45 | 2000-2006 | 6109 | Cragar Long MAG | Ch | 12MM X 1.25 | 21MM | 57MM |
| Infini | Q45 | 2003-2006 | 6136 | Chrome Acorn | Ch | 12MM X 1.25 | 21MM | 42MM |
| Infini | Q50 | 2014-2015 | 3885 | Short MAG w/Washer | Ch | 12MM X 1.25 | 21MM | 38MM |
| Infiniti | Q50 | 2014-2015 | 3894 | Chrome Dome Top | Ch | 12MM X 1.25 | 21MM | 36MM |
| Infini | Q60 | 2014-2015 | 3885 | Short MAG w/Washer | Ch | 12MM X 1.25 | 21MM | 38MM |
| Infiniti | Q60 | 2014-2015 | 3894 | Chrome Dome Top | Ch | 12MM X 1.25 | 21MM | 36MM |
| Infini | Q60 | 2014-2015 | 6144 | Short Locking MAG w/Washer | Ch | 12MM X 1.25 | Locking Nut | 36MM |
| Infini | Q70 | 2014-2015 | 3885 | Short MAG w/Washer | Ch | 12MM X 1.25 | 21MM | 38MM |
| Infiniti | Q70 | 2014-2016 | 3894 | Chrome Dome Top | Ch | 12MM X 1.25 | 21MM | 36MM |
| Infini | Q70 | 2014-2015 | 6144 | Short Locking MAG w/Washer | Ch | 12MM X 1.25 | Locking Nut | 36MM |
| Infiniti | Q70L | 2015-2016 | 3894 | Chrome Dome Top | Ch | 12MM X 1.25 | 21MM | 36MM |
| Infini | QX4 | 2000 | 3813 | Dome Top Acorn | Ch | 12MM X 1.25 | 21MM | 35MM |
| Infini | QX4 | 2003 | 3836 | Long MAG w/Abs | Ch | 12MM X 1.25 | 21MM | 42MM |
| Infini | QX4 | 2003 | 3850 | Dome Top Acorn | Ch | 12MM X 1.25 | 21MM | 29MM |
| Infini | QX4 | 2003 | 3881 | Acorn Bulge | Ch | 14MM X 2.0 | 19MM | 50MM |
| Infini | QX4 | 2000 | 6109 | Cragar Long MAG | Ch | 12MM X 1.25 | 21MM | 57MM |
| Infini | QX50 | 2014-2015 | 3885 | Short MAG w/Washer | Ch | 12MM X 1.25 | 21MM | 38MM |
| Infiniti | QX50 | 2014-2016 | 3894 | Chrome Dome Top | Ch | 12MM X 1.25 | 21MM | 36MM |
| Infiniti | QX50 | 2019-2021 | 3894 | Chrome Dome Top | Ch | 12MM X 1.25 | 21MM | 36MM |
| Infini | QX50 | 2014-2015 | 6144 | Short Locking MAG w/Washer | Ch | 12MM X 1.25 | Locking Nut | 36MM |
| Infini | QX56 | 2004-2012 | 3801 | Open Standard | Zi | 12MM X 1.25 | 21MM | 16MM |
| Infini | QX56 | 2004-2012 | 3813 | Dome Top Acorn | Ch | 12MM X 1.25 | 21MM | 35MM |
| Infini | QX56 | 2004-2005 | 3815 | Short MAG w/Washer | Ch | 12MM X 1.25 | 21MM | 37MM |
| Infini | QX56 | 2004-2007 | 3831 | Dome Top Acorn Bulge | Ch | 12MM X 1.25 | 21MM | 35MM |
| Infini | QX56 | 2004-2007 | 3836 | Long MAG w/Abs | Ch | 12MM X 1.25 | 21MM | 42MM |
| Infini | QX56 | 2004-2012 | 3850 | Dome Top Acorn | Ch | 12MM X 1.25 | 21MM | 29MM |
| Infini | QX56 | 2004-2007 | 6109 | Cragar Long MAG | Ch | 12MM X 1.25 | 21MM | 57MM |
| Infini | QX60 | 2014-2015 | 3850 | Dome Top Acorn | Ch | 12MM X 1.25 | 21MM | 29MM |
| Infini | QX60 | 2014-2015 | 3885 | Short MAG w/Washer | Ch | 12MM X 1.25 | 21MM | 38MM |
| Infiniti | QX60 | 2016-2020 | 3894 | Chrome Dome Top | Ch | 12MM X 1.25 | 21MM | 36MM |
| Infini | QX60 | 2014-2015 | 6144 | Short Locking MAG w/Washer | Ch | 12MM X 1.25 | Locking Nut | 36MM |
| Infiniti | QX70 | 2014-2016 | 3894 | Chrome Dome Top | Ch | 12MM X 1.25 | 21MM | 36MM |
| Isuzu | Amigo | 2000 | 3827 | Acorn Bulge | Ch | 12MM X 1.25 | 19MM | 35MM |
| Isuzu | Amigo | 2000 | 3879 | Acorn Bulge | Ch | 12MM X 1.50 | 19MM | 30MM |
| Isuzu | Ascender | 2006-2008 | 3838 | Open Bulge | Ch | 12MM X 1.50 | 19MM | 21MM |
| Isuzu | Ascender | 2003-2005 | 3844 | Open Bulge | Zi | 12MM X 1.50 | 19MM | 23MM |
| Isuzu | Ascender | 2006-2008 | 3845 | Chrome Dome Top | Ch | 12MM X 1.50 | 19MM | 37MM |
| Isuzu | Ascender | 2006-2008 | 3846 | External Thread Solid Steel - Use 3865/7 Cap | Zi | 12MM X 1.50 | 19MM | 28MM |
| Isuzu | Ascender | 2005 | 3877 | Chrome Acorn Nut | Ch | 12mm x 1.50 | 21mm | 35mm |
| Isuzu | Ascender | 2006-2008 | 3892 | Modified Acorn | Ch | 12MM X 1.50 | 21MM | 29MM |
| Isuzu | Ascender | 2007-2008 | 6117 | Dome Top Bulge Retainer | Ch | 12MM X 1.50 | 19MM | 35MM |
| Isuzu | Axiom | 2003-2004 | 3805 | Chrome Acorn | Ch | 12MM X 1.50 | 19MM | 35MM |
| Isuzu | Axiom | 2002 | 3879 | Acorn Bulge | Ch | 12MM X 1.50 | 19MM | 30MM |

| MAKE | MODEL | YEAR | PART # | STYLE | FINISH | THREAD | HEX | LENGTH |
|-------|-------------------|-----------|--------|--|--------|-------------|-------------|--------|
| Isuzu | Hombre | 2000 | 3805 | Chrome Acorn | Ch | 12MM X 1.50 | 19MM | 35MM |
| Isuzu | Hombre | 2000 | 3827 | Acorn Bulge | Ch | 12MM X 1.25 | 19MM | 35MM |
| Isuzu | Hombre | 2000 | 3828 | Chrome Acorn | Ch | 12MM X 1.50 | 21MM | 35MM |
| Isuzu | i-290 | 2007-2008 | 3805 | Chrome Acorn | Ch | 12MM X 1.50 | 19MM | 35MM |
| Isuzu | i-290 | 2007-2008 | 3838 | Open Bulge | Ch | 12MM X 1.50 | 19MM | 21MM |
| Isuzu | i-290 | 2007-2008 | 6117 | Dome Top Bulge Retainer | Ch | 12MM X 1.50 | 19MM | 35MM |
| Isuzu | i-350 | 2006 | 3828 | Chrome Acorn | Ch | 12MM X 1.50 | 21MM | 35MM |
| Isuzu | Rodeo Sport | 2001 | 3805 | Chrome Acorn | Ch | 12MM X 1.50 | 19MM | 35MM |
| Isuzu | Rodeo | 2000 | 3805 | Chrome Acorn | Ch | 12MM X 1.50 | 19MM | 35MM |
| Isuzu | Rodeo | 2002-2004 | 3805 | Chrome Acorn | Ch | 12MM X 1.50 | 19MM | 35MM |
| Isuzu | Rodeo | 2000-2001 | 6122 | Acorn Bulge Aluminum Wheels | Ch | 12MM X 1.50 | 19MM | 31MM |
| Isuzu | Trooper | 2000-2002 | 3828 | Chrome Acorn | Ch | 12MM X 1.50 | 21MM | 35MM |
| Isuzu | Trooper | 2000-2002 | 6122 | Acorn Bulge Aluminum Wheels | Ch | 12MM X 1.50 | 19MM | 31MM |
| Isuzu | VehiCROSS | 2000-2001 | 3805 | Chrome Acorn | Ch | 12MM X 1.50 | 19MM | 35MM |
| Isuzu | VehiCROSS | 2001 | 3879 | Acorn Bulge | Ch | 12MM X 1.50 | 19MM | 30MM |
| Jeep | Cherokee | 2000-2001 | 3814 | Short MAG w/Washer | Ch | 1/2 X 20 | 13/16" | 1.46" |
| Jeep | Cherokee | 2000-2001 | 3815 | Short MAG w/Washer | Ch | 12MM X 1.25 | 21MM | 37MM |
| Jeep | Cherokee | 2000-2001 | 3816 | Long MAG w/Washer | Ch | 1/2 X 20 | 13/16" | 1.67" |
| Jeep | Cherokee | 2000-2001 | 3807 | Acorn Bulge | Ch | 1/2 X 20 | 3/4" | 1.33" |
| Jeep | Cherokee | 2000-2001 | 3824 | Open Bulge | Ch | 1/2 X 20 | 3/4" | 0.82" |
| Jeep | Cherokee | 2000-2001 | 3825 | Duplex Acorn | Ch | 1/2 X 20 | 7/8" | 1.85" |
| Jeep | Cherokee | 2000-2001 | 3852 | Dome Top Bulge | Ch | 1/2 X 20 | 3/4" | 1.57" |
| Jeep | Cherokee | 2000-2001 | 3863 | Chrome Acorn | Ch | 1/2 X 20 | 13/16" | 1.38" |
| Jeep | Cherokee | 2000-2001 | 3870 | Acorn Bulge | Ch | 1/2 X 20 | 13/16" | 1.38" |
| Jeep | Cherokee | 2000-2001 | 6143 | Long MAG w/Washer Lock Nut Use With 3816 | Ch | 1/2 X 20 | Locking Nut | 1.50" |
| Jeep | Commander | 2006-2010 | 3807 | Acorn Bulge | Ch | 1/2 X 20 | 3/4" | 1.37" |
| Jeep | Commander | 2006-2010 | 3814 | Short MAG w/Washer | Ch | 1/2 X 20 | 13/16" | 1.46" |
| Jeep | Commander | 2006-2010 | 3815 | Short MAG w/Washer | Ch | 12MM X 1.25 | 21MM | 37MM |
| Jeep | Commander | 2006-2010 | 3816 | Long MAG w/Washer | Ch | 1/2 X 20 | 13/16" | 1.67" |
| Jeep | Commander | 2006-2010 | 3807 | Acorn Bulge | Ch | 1/2 X 20 | 3/4" | 1.33" |
| Jeep | Commander | 2006-2010 | 3824 | Open Bulge | Ch | 1/2 X 20 | 3/4" | 0.82" |
| Jeep | Commander | 2006-2010 | 3826 | Long Duplex MAG w/Washer | Ch | 1/2 X 20 | 7/8" | 1.84" |
| Jeep | Commander | 2006-2010 | 3870 | Acorn Bulge | Ch | 1/2 X 20 | 13/16" | 1.38" |
| Jeep | Commander | 2006-2010 | 6143 | Long MAG w/Washer Lock Nut Use With 3816 | Ch | 1/2 X 20 | Locking Nut | 1.50" |
| Jeep | Compass | 2007-2010 | 3825 | Duplex Acorn | Ch | 1/2 X 20 | 7/8" | 1.85" |
| Jeep | Compass | 2007-2010 | 3828 | Chrome Acorn | Ch | 12MM X 1.50 | 21MM | 35MM |
| Jeep | Compass | 2007-2010 | 3838 | Open Bulge | Ch | 12MM X 1.50 | 19MM | 21MM |
| Jeep | Compass | 2007-2010 | 3892 | Modified Acorn | Ch | 12MM X 1.50 | 21MM | 29MM |
| Jeep | Compass | 2007-2010 | 6117 | Dome Top Bulge Retainer | Ch | 12MM X 1.50 | 19MM | 35MM |
| Jeep | Compass | 2007-2017 | 6122 | Acorn Bulge Aluminum Wheels | Ch | 12MM X 1.50 | 19MM | 31MM |
| Jeep | Compass | 2007-2010 | 6146 | Short MAG w/Washer | Ch | 12MM X 1.50 | 21MM | 42MM |
| Jeep | Gladiator | 2020-2022 | 3888 | Chrome Dome Top | Ch | 14MM X 1.50 | 22MM | 39MM |
| Jeep | Grand Cherokee L | 2021-2023 | 3888 | Chrome Dome Top | Ch | 14MM X 1.50 | 22MM | 39MM |
| Jeep | Grand Cherokee WK | 2022 | 3888 | Chrome Dome Top | Ch | 14MM X 1.50 | 22MM | 39MM |
| Jeep | Grand Cherokee | 2000-2010 | 3814 | Short MAG w/Washer | Ch | 1/2 X 20 | 13/16" | 1.46" |
| Jeep | Grand Cherokee | 2000-2010 | 3816 | Long MAG w/Washer | Ch | 1/2 X 20 | 13/16" | 1.67" |
| Jeep | Grand Cherokee | 2000-2010 | 3807 | Acorn Bulge | Ch | 1/2 X 20 | 3/4" | 1.33" |
| Jeep | Grand Cherokee | 2000-2010 | 3824 | Open Bulge | Ch | 1/2 X 20 | 3/4" | 0.82" |
| Jeep | Grand Cherokee | 2000-2010 | 3825 | Duplex Acorn | Ch | 1/2 X 20 | 7/8" | 1.85" |
| Jeep | Grand Cherokee | 2000-2010 | 3826 | Long Duplex MAG w/Washer | Ch | 1/2 X 20 | 7/8" | 1.84" |
| Jeep | Grand Cherokee | 2000-2013 | 3863 | Chrome Acorn | Ch | 1/2 X 20 | 13/16" | 1.38" |
| Jeep | Grand Cherokee | 2000-2010 | 3870 | Acorn Bulge | Ch | 1/2 X 20 | 13/16" | 1.38" |
| Jeep | Grand Cherokee | 2011-2018 | 3888 | Chrome Dome Top | Ch | 14MM X 1.50 | 22MM | 39MM |
| Jeep | Grand Cherokee | 2020-2023 | 3888 | Chrome Dome Top | Ch | 14MM X 1.50 | 22MM | 39MM |
| Jeep | Grand Cherokee | 2000-2010 | 6143 | Long MAG w/Washer Lock Nut Use With 3816 | Ch | 1/2 X 20 | Locking Nut | 1.50" |
| Jeep | Grand Wagoneer | 2022-2023 | 3888 | Chrome Dome Top | Ch | 14MM X 1.50 | 22MM | 39MM |
| Jeep | Liberty | 2002-2012 | 3807 | Acorn Bulge | Ch | 1/2 X 20 | 3/4" | 1.37" |
| Jeep | Liberty | 2002-2012 | 3814 | Short MAG w/Washer | Ch | 1/2 X 20 | 13/16" | 1.46" |
| Jeep | Liberty | 2002-2012 | 3816 | Long MAG w/Washer | Ch | 1/2 X 20 | 13/16" | 1.67" |
| Jeep | Liberty | 2002-2012 | 3807 | Acorn Bulge | Ch | 1/2 X 20 | 3/4" | 1.33" |
| Jeep | Liberty | 2002-2012 | 3825 | Duplex Acorn | Ch | 1/2 X 20 | 7/8" | 1.85" |
| Jeep | Liberty | 2002-2012 | 3826 | Long Duplex MAG w/Washer | Ch | 1/2 X 20 | 7/8" | 1.84" |
| Jeep | Liberty | 2002-2013 | 3852 | Dome Top Bulge | Ch | 1/2 X 20 | 3/4" | 1.57" |
| Jeep | Liberty | 2002-2012 | 3870 | Acorn Bulge | Ch | 1/2 X 20 | 13/16" | 1.38" |
| Jeep | Liberty | 2002-2012 | 6143 | Long MAG w/Washer Lock Nut Use With 3816 | Ch | 1/2 X 20 | Locking Nut | 1.50" |
| Jeep | Patriot | 2007-2010 | 3838 | Open Bulge | Ch | 12MM X 1.50 | 19MM | 21MM |
| Jeep | Patriot | 2007-2010 | 3892 | Modified Acorn | Ch | 12MM X 1.50 | 21MM | 29MM |
| Jeep | Patriot | 2007-2010 | 6117 | Dome Top Bulge Retainer | Ch | 12MM X 1.50 | 19MM | 35MM |

JEEP - KIA

| MAKE | MODEL | YEAR | PART # | STYLE | FINISH | THREAD | HEX | LENGTH |
|------|-------------|-----------|--------|------------------------------|--------|-------------|------|--------|
| Jeep | Patriot | 2007-2017 | 6122 | Acorn Bulge Aluminum Wheels | Ch | 12MM X 1.50 | 19MM | 31MM |
| Jeep | Patriot | 2007-2010 | 6146 | Short MAG w/Washer | Ch | 12MM X 1.50 | 21MM | 42MM |
| Jeep | TJ | 2000-2005 | 3807 | Acorn Bulge | Ch | 1/2 X 20 | 3/4" | 1.33" |
| Jeep | Wagoneer | 2022-2023 | 3888 | Chrome Dome Top | Ch | 14MM X 1.50 | 22MM | 39MM |
| Jeep | Wrangler JK | 2018 | 3807 | Acorn Bulge | Ch | 1/2 X 20 | 3/4" | 1.33" |
| Jeep | Wrangler | 2020-2023 | 3888 | Chrome Dome Top | Ch | 14MM X 1.50 | 22MM | 39MM |
| Kia | Amanti | 2006-2009 | 3805 | Chrome Acorn | Ch | 12MM X 1.50 | 19MM | 35MM |
| Kia | Amanti | 2007-2009 | 3844 | Open Bulge | Zi | 12MM X 1.50 | 19MM | 23MM |
| Kia | Amanti | 2009 | 3892 | Modified Acorn | Ch | 12MM X 1.50 | 21MM | 29MM |
| Kia | Amanti | 2009 | 6117 | Dome Top Bulge Retainer | Ch | 12MM X 1.50 | 19MM | 35MM |
| Kia | Amanti | 2004-2005 | 6140 | Chrome MAG | Ch | 12MM X 1.50 | 21MM | 36MM |
| Kia | Amanti | 2009 | 6146 | Short MAG w/Washer | Ch | 12MM X 1.50 | 21MM | 42MM |
| Kia | Borrego | 2009-2011 | 3838 | Open Bulge | Ch | 12MM X 1.50 | 19MM | 21MM |
| Kia | Borrego | 2009 | 3872 | Long Hex, Short MAG w/Washer | Ch | 12MM X 1.50 | 21MM | 48MM |
| Kia | Borrego | 2009-2011 | 3892 | Modified Acorn | Ch | 12MM X 1.50 | 21MM | 29MM |
| Kia | Borrego | 2009 | 6117 | Dome Top Bulge Retainer | Ch | 12MM X 1.50 | 19MM | 35MM |
| Kia | Cadenza | 2017-2018 | 3869 | Chrome Acorn | Ch | 12MM X 1.50 | 21MM | 26MM |
| Kia | Forte Koup | 2010-2017 | 3869 | Chrome Acorn | Ch | 12MM X 1.50 | 21MM | 26MM |
| Kia | Forte | 2010-2013 | 3805 | Chrome Acorn | Ch | 12MM X 1.50 | 19MM | 35MM |
| Kia | Forte | 2010-2012 | 3838 | Open Bulge | Ch | 12MM X 1.50 | 19MM | 21MM |
| Kia | Forte | 2010-2018 | 3869 | Chrome Acorn | Ch | 12MM X 1.50 | 21MM | 26MM |
| Kia | Forte | 2010-2011 | 3872 | Long Hex, Short MAG w/Washer | Ch | 12MM X 1.50 | 21MM | 48MM |
| Kia | Forte | 2010-2012 | 3892 | Modified Acorn | Ch | 12MM X 1.50 | 21MM | 29MM |
| Kia | Forte5 | 2012-2018 | 3869 | Chrome Acorn | Ch | 12MM X 1.50 | 21MM | 26MM |
| Kia | Forte | 2010-2012 | 6117 | Dome Top Bulge Retainer | Ch | 12MM X 1.50 | 19MM | 35MM |
| Kia | Magentis | 2001-2005 | 3804 | Open Standard | Zi | 12MM X 1.50 | 19MM | 16MM |
| Kia | Magentis | 2001-2005 | 3849 | Acorn Bulge w/Retainer | Ch | 12MM X 1.50 | 19MM | 35MM |
| Kia | Niro | 2017-2018 | 3869 | Chrome Acorn | Ch | 12MM X 1.50 | 21MM | 26MM |
| Kia | Optima | 2007-2013 | 3805 | Chrome Acorn | Ch | 12MM X 1.50 | 19MM | 35MM |
| Kia | Optima | 2006-2012 | 3838 | Open Bulge | Ch | 12MM X 1.50 | 19MM | 21MM |
| Kia | Optima | 2001-2005 | 3848 | Open Bulge | Zi | 12MM X 1.50 | 21MM | 16MM |
| Kia | Optima | 2006-2010 | 3869 | Chrome Acorn | Ch | 12MM X 1.50 | 21MM | 26MM |
| Kia | Optima | 2018 | 3869 | Chrome Acorn | Ch | 12MM X 1.50 | 21MM | 26MM |
| Kia | Optima | 2007-2011 | 3872 | Long Hex, Short MAG w/Washer | Ch | 12MM X 1.50 | 21MM | 48MM |
| Kia | Optima | 2007-2012 | 3892 | Modified Acorn | Ch | 12MM X 1.50 | 21MM | 29MM |
| Kia | Optima | 2007-2012 | 6117 | Dome Top Bulge Retainer | Ch | 12MM X 1.50 | 19MM | 35MM |
| Kia | Rio | 2006-2012 | 3838 | Open Bulge | Ch | 12MM X 1.50 | 19MM | 21MM |
| Kia | Rio | 2003-2005 | 3848 | Open Bulge | Zi | 12MM X 1.50 | 21MM | 16MM |
| Kia | Rio | 2003-2017 | 3869 | Chrome Acorn | Ch | 12MM X 1.50 | 21MM | 26MM |
| Kia | Rio | 2007-2011 | 3872 | Long Hex, Short MAG w/Washer | Ch | 12MM X 1.50 | 21MM | 48MM |
| Kia | Rio | 2007-2012 | 3892 | Modified Acorn | Ch | 12MM X 1.50 | 21MM | 29MM |
| Kia | Rio5 | 2006-2011 | 3838 | Open Bulge | Ch | 12MM X 1.50 | 19MM | 21MM |
| Kia | Rio5 | 2008-2011 | 3869 | Chrome Acorn | Ch | 12MM X 1.50 | 21MM | 26MM |
| Kia | Rio5 | 2007-2011 | 3872 | Long Hex, Short MAG w/Washer | Ch | 12MM X 1.50 | 21MM | 48MM |
| Kia | Rio5 | 2007-2011 | 3892 | Modified Acorn | Ch | 12MM X 1.50 | 21MM | 29MM |
| Kia | Rio5 | 2007-2011 | 6117 | Dome Top Bulge Retainer | Ch | 12MM X 1.50 | 19MM | 35MM |
| Kia | Rio | 2007-2012 | 6117 | Dome Top Bulge Retainer | Ch | 12MM X 1.50 | 19MM | 35MM |
| Kia | Rondo | 2007-2010 | 3844 | Open Bulge | Zi | 12MM X 1.50 | 19MM | 23MM |
| Kia | Rondo | 2007-2012 | 3869 | Chrome Acorn | Ch | 12MM X 1.50 | 21MM | 26MM |
| Kia | Rondo | 2014-2016 | 3869 | Chrome Acorn | Ch | 12MM X 1.50 | 21MM | 26MM |
| Kia | Rondo | 2007-2008 | 3892 | Modified Acorn | Ch | 12MM X 1.50 | 21MM | 29MM |
| Kia | Rondo | 2010 | 3892 | Modified Acorn | Ch | 12MM X 1.50 | 21MM | 29MM |
| Kia | Rondo | 2007-2010 | 6117 | Dome Top Bulge Retainer | Ch | 12MM X 1.50 | 19MM | 35MM |
| Kia | Rondo | 2007-2010 | 6146 | Short MAG w/Washer | Ch | 12MM X 1.50 | 21MM | 42MM |
| Kia | Sedona | 2002-2012 | 3805 | Chrome Acorn | Ch | 12MM X 1.50 | 19MM | 35MM |
| Kia | Sedona | 2007-2012 | 3844 | Open Bulge | Zi | 12MM X 1.50 | 19MM | 23MM |
| Kia | Sedona | 2014 | 3844 | Open Bulge | Zi | 12MM X 1.50 | 19MM | 23MM |
| Kia | Sedona | 2007-2012 | 3869 | Chrome Acorn | Ch | 12MM X 1.50 | 21MM | 26MM |
| Kia | Sedona | 2014 | 3869 | Chrome Acorn | Ch | 12MM X 1.50 | 21MM | 26MM |
| Kia | Sedona | 2007-2012 | 3892 | Modified Acorn | Ch | 12MM X 1.50 | 21MM | 29MM |
| Kia | Sedona | 2007-2012 | 6117 | Dome Top Bulge Retainer | Ch | 12MM X 1.50 | 19MM | 35MM |
| Kia | Sedona | 2007-2011 | 6146 | Short MAG w/Washer | Ch | 12MM X 1.50 | 21MM | 42MM |
| Kia | Sephia | 2000-2001 | 3869 | Chrome Acorn | Ch | 12MM X 1.50 | 21MM | 26MM |

KIA - LAND ROVER - LEXUS

| MAKE | MODEL | YEAR | PART # | STYLE | FINISH | THREAD | HEX | LENGTH |
|------------|-------------------|-----------|--------|------------------------------|--------|-------------|------|--------|
| Kia | Sorento | 2003-2009 | 3805 | Chrome Acorn | Ch | 12MM X 1.50 | 19MM | 35MM |
| Kia | Sorento | 2011-2013 | 3805 | Chrome Acorn | Ch | 12MM X 1.50 | 19MM | 35MM |
| Kia | Sorento | 2007-2009 | 3838 | Open Bulge | Ch | 12MM X 1.50 | 19MM | 21MM |
| Kia | Sorento | 2011-2012 | 3838 | Open Bulge | Ch | 12MM X 1.50 | 19MM | 21MM |
| Kia | Sorento | 2003-2005 | 3848 | Open Bulge | Zi | 12MM X 1.50 | 21MM | 16MM |
| Kia | Sorento | 2003-2007 | 3869 | Chrome Acorn | Ch | 12MM X 1.50 | 21MM | 26MM |
| Kia | Sorento | 2018 | 3869 | Chrome Acorn | Ch | 12MM X 1.50 | 21MM | 26MM |
| Kia | Sorento | 2007-2008 | 3872 | Long Hex, Short MAG w/Washer | Ch | 12MM X 1.50 | 21MM | 48MM |
| Kia | Sorento | 2011 | 3872 | Long Hex, Short MAG w/Washer | Ch | 12MM X 1.50 | 21MM | 48MM |
| Kia | Sorento | 2007-2009 | 6117 | Dome Top Bulge Retainer | Ch | 12MM X 1.50 | 19MM | 35MM |
| Kia | Sorento | 2011-2012 | 6117 | Dome Top Bulge Retainer | Ch | 12MM X 1.50 | 19MM | 35MM |
| Kia | Soul | 2010-2013 | 3805 | Chrome Acorn | Ch | 12MM X 1.50 | 19MM | 35MM |
| Kia | Soul | 2012 | 3838 | Open Bulge | Ch | 12MM X 1.50 | 19MM | 21MM |
| Kia | Soul | 2012-2018 | 3869 | Chrome Acorn | Ch | 12MM X 1.50 | 21MM | 26MM |
| Kia | Soul | 2012 | 3892 | Modified Acorn | Ch | 12MM X 1.50 | 21MM | 29MM |
| Kia | Soul | 2012 | 6117 | Dome Top Bulge Retainer | Ch | 12MM X 1.50 | 19MM | 35MM |
| Kia | Spectra | 2006-2009 | 3838 | Open Bulge | Ch | 12MM X 1.50 | 19MM | 21MM |
| Kia | Spectra | 2002-2003 | 3848 | Open Bulge | Zi | 12MM X 1.50 | 21MM | 16MM |
| Kia | Spectra | 2000-2009 | 3869 | Chrome Acorn | Ch | 12MM X 1.50 | 21MM | 26MM |
| Kia | Spectra | 2009 | 3872 | Long Hex, Short MAG w/Washer | Ch | 12MM X 1.50 | 21MM | 48MM |
| Kia | Spectra5 | 2006-2009 | 3838 | Open Bulge | Ch | 12MM X 1.50 | 19MM | 21MM |
| Kia | Spectra5 | 2005 | 3869 | Chrome Acorn | Ch | 12MM X 1.50 | 21MM | 26MM |
| Kia | Spectra5 | 2007-2009 | 3872 | Long Hex, Short MAG w/Washer | Ch | 12MM X 1.50 | 21MM | 48MM |
| Kia | Spectra5 | 2005 | 6104 | Acorn Bulge w/Retainer | Ch | 12MM X 1.50 | 21MM | 33MM |
| Kia | Spectra5 | 2007-2009 | 6117 | Dome Top Bulge Retainer | Ch | 12MM X 1.50 | 19MM | 35MM |
| Kia | Spectra5 | 2007-2009 | 6140 | Chrome MAG | Ch | 12MM X 1.50 | 21MM | 36MM |
| Kia | Spectra | 2004-2005 | 6104 | Acorn Bulge w/Retainer | Ch | 12MM X 1.50 | 21MM | 33MM |
| Kia | Spectra | 2009 | 6117 | Dome Top Bulge Retainer | Ch | 12MM X 1.50 | 19MM | 35MM |
| Kia | Sportage | 2000-2002 | 3805 | Chrome Acorn | Ch | 12MM X 1.50 | 19MM | 35MM |
| Kia | Sportage | 2005-2013 | 3805 | Chrome Acorn | Ch | 12MM X 1.50 | 19MM | 35MM |
| Kia | Sportage | 2007-2012 | 3838 | Open Bulge | Ch | 12MM X 1.50 | 19MM | 21MM |
| Kia | Sportage | 2000-2002 | 3869 | Chrome Acorn | Ch | 12MM X 1.50 | 21MM | 26MM |
| Kia | Sportage | 2005-2009 | 3869 | Chrome Acorn | Ch | 12MM X 1.50 | 21MM | 26MM |
| Kia | Sportage | 2012-2018 | 3869 | Chrome Acorn | Ch | 12MM X 1.50 | 21MM | 26MM |
| Kia | Sportage | 2007-2011 | 3872 | Long Hex, Short MAG w/Washer | Ch | 12MM X 1.50 | 21MM | 48MM |
| Kia | Sportage | 2007-2008 | 3892 | Modified Acorn | Ch | 12MM X 1.50 | 21MM | 29MM |
| Kia | Sportage | 2010-2012 | 3892 | Modified Acorn | Ch | 12MM X 1.50 | 21MM | 29MM |
| Kia | Sportage | 2007-2012 | 6117 | Dome Top Bulge Retainer | Ch | 12MM X 1.50 | 19MM | 35MM |
| Kia | Sportage | 2005-2008 | 6126 | Acorn Bulge | Ch | 12MM X 1.50 | 21MM | 33MM |
| Kia | Stinger | 2018-2019 | 3869 | Chrome Acorn | Ch | 12MM X 1.50 | 21MM | 26MM |
| Land Rover | Defender 110 | 2020-2021 | 6111 | Chrome MAG | Ch | 14MM X 1.50 | 22MM | 24MM |
| Land Rover | Defender 110 | 2020-2022 | 6151 | Chrome Flat Top | Ch | 14MM X 1.50 | 22MM | 44MM |
| Land Rover | Defender 110 | 2020-2022 | 6152 | Black Flat Top | Blk | 14MM X 1.50 | 22MM | 44MM |
| Land Rover | Defender 90 | 2021 | 6111 | Chrome MAG | Ch | 14MM X 1.50 | 22MM | 24MM |
| Land Rover | Defender 90 | 2021-2022 | 6151 | Chrome Flat Top | Ch | 14MM X 1.50 | 22MM | 44MM |
| Land Rover | Defender 90 | 2021-2022 | 6152 | Black Flat Top | Blk | 14MM X 1.50 | 22MM | 44MM |
| Land Rover | Discovery | 2000-2004 | 3833 | Acorn Bulge | Ch | 14MM X 1.50 | 21MM | 35MM |
| Land Rover | Discovery | 2020-2021 | 6111 | Chrome MAG | Ch | 14MM X 1.50 | 22MM | 24MM |
| Land Rover | Discovery | 2000-2004 | 6131 | Chrome Acorn | Ch | 14MM X 1.50 | 21MM | 36MM |
| Land Rover | Discovery | 2020-2023 | 6151 | Chrome Flat Top | Ch | 14MM X 1.50 | 22MM | 44MM |
| Land Rover | Discovery | 2020-2023 | 6152 | Black Flat Top | Blk | 14MM X 1.50 | 22MM | 44MM |
| Land Rover | Range Rover Sport | 2020-2021 | 6111 | Chrome MAG | Ch | 14MM X 1.50 | 22MM | 24MM |
| Land Rover | Range Rover Sport | 2006-2013 | 6151 | Chrome Flat Top | Ch | 14MM X 1.50 | 22MM | 44MM |
| Land Rover | Range Rover Sport | 2020-2023 | 6151 | Chrome Flat Top | Ch | 14MM X 1.50 | 22MM | 44MM |
| Land Rover | Range Rover Sport | 2006-2013 | 6152 | Black Flat Top | Blk | 14MM X 1.50 | 22MM | 44MM |
| Land Rover | Range Rover Sport | 2020-2023 | 6152 | Black Flat Top | Blk | 14MM X 1.50 | 22MM | 44MM |
| Land Rover | Range Rover | 2000-2002 | 3833 | Acorn Bulge | Ch | 14MM X 1.50 | 21MM | 35MM |
| Land Rover | Range Rover | 2020-2021 | 6111 | Chrome MAG | Ch | 14MM X 1.50 | 22MM | 24MM |
| Land Rover | Range Rover | 2000-2002 | 6131 | Chrome Acorn | Ch | 14MM X 1.50 | 21MM | 36MM |
| Land Rover | Range Rover | 2000-2013 | 6151 | Chrome Flat Top | Ch | 14MM X 1.50 | 22MM | 44MM |
| Land Rover | Range Rover | 2020-2023 | 6151 | Chrome Flat Top | Ch | 14MM X 1.50 | 22MM | 44MM |
| Land Rover | Range Rover | 2000-2013 | 6152 | Black Flat Top | Blk | 14MM X 1.50 | 22MM | 44MM |
| Land Rover | Range Rover | 2020-2023 | 6152 | Black Flat Top | Blk | 14MM X 1.50 | 22MM | 44MM |
| Lexus | CT200h | 2012 | 3838 | Open Bulge | Ch | 12MM X 1.50 | 19MM | 21MM |
| | | | | | | | | |
| | | | | | | | | |
| | | | | | | | | |

LEXUS

| MAKE | MODEL | YEAR | PART # | STYLE | FINISH | THREAD | HEX | LENGTH |
|-------|--------|-----------|--------|------------------------------|--------|-------------|------|--------|
| Lexus | CT200h | 2011-2015 | 3861 | Chrome Acorn | Ch | 12MM X 1.50 | 21MM | 38MM |
| Lexus | CT200h | 2012 | 3892 | Modified Acorn | Ch | 12MM X 1.50 | 21MM | 29MM |
| Lexus | CT200h | 2011-2017 | 6146 | Short MAG w/Washer | Ch | 12MM X 1.50 | 21MM | 42MM |
| Lexus | ES250 | 2021-2023 | 3861 | Chrome Acorn | Ch | 12MM X 1.50 | 21MM | 38MM |
| Lexus | ES300h | 2013-2015 | 3861 | Chrome Acorn | Ch | 12MM X 1.50 | 21MM | 38MM |
| Lexus | ES300h | 2020 | 3861 | Chrome Acorn | Ch | 12MM X 1.50 | 21MM | 38MM |
| Lexus | ES300h | 2020-2021 | 3861 | Chrome Acorn | Ch | 12MM X 1.50 | 21MM | 38MM |
| Lexus | ES300h | 2021-2022 | 3861 | Chrome Acorn | Ch | 12MM X 1.50 | 21MM | 38MM |
| Lexus | ES300h | 2022 | 3861 | Chrome Acorn | Ch | 12MM X 1.50 | 21MM | 38MM |
| Lexus | ES300h | 2013-2018 | 6146 | Short MAG w/Washer | Ch | 12MM X 1.50 | 21MM | 42MM |
| Lexus | ES330 | 2005-2006 | 6146 | Short MAG w/Washer | Ch | 12MM X 1.50 | 21MM | 42MM |
| Lexus | ES350 | 2007-2010 | 3838 | Open Bulge | Ch | 12MM X 1.50 | 19MM | 21MM |
| Lexus | ES350 | 2007-2015 | 3861 | Chrome Acorn | Ch | 12MM X 1.50 | 21MM | 38MM |
| Lexus | ES350 | 2020 | 3861 | Chrome Acorn | Ch | 12MM X 1.50 | 21MM | 38MM |
| Lexus | ES350 | 2020-2021 | 3861 | Chrome Acorn | Ch | 12MM X 1.50 | 21MM | 38MM |
| Lexus | ES350 | 2021-2022 | 3861 | Chrome Acorn | Ch | 12MM X 1.50 | 21MM | 38MM |
| Lexus | ES350 | 2022 | 3861 | Chrome Acorn | Ch | 12MM X 1.50 | 21MM | 38MM |
| Lexus | ES350 | 2007-2010 | 3892 | Modified Acorn | Ch | 12MM X 1.50 | 21MM | 29MM |
| Lexus | ES350 | 2012 | 3892 | Modified Acorn | Ch | 12MM X 1.50 | 21MM | 29MM |
| Lexus | ES350 | 2007-2010 | 6117 | Dome Top Bulge Retainer | Ch | 12MM X 1.50 | 19MM | 35MM |
| Lexus | ES350 | 2012 | 6117 | Dome Top Bulge Retainer | Ch | 12MM X 1.50 | 19MM | 35MM |
| Lexus | ES350 | 2007-2018 | 6146 | Short MAG w/Washer | Ch | 12MM X 1.50 | 21MM | 42MM |
| Lexus | GS300 | 2001-2006 | 3828 | Chrome Acorn | Ch | 12MM X 1.50 | 21MM | 35MM |
| Lexus | GS300 | 2001-2006 | 3861 | Chrome Acorn | Ch | 12MM X 1.50 | 21MM | 38MM |
| Lexus | GS300 | 2001-2006 | 6146 | Short MAG w/Washer | Ch | 12MM X 1.50 | 21MM | 42MM |
| Lexus | GS350 | 2007-2010 | 3844 | Open Bulge | Zi | 12MM X 1.50 | 19MM | 23MM |
| Lexus | GS350 | 2007-2011 | 3861 | Chrome Acorn | Ch | 12MM X 1.50 | 21MM | 38MM |
| Lexus | GS350 | 2013-2015 | 3861 | Chrome Acorn | Ch | 12MM X 1.50 | 21MM | 38MM |
| Lexus | GS350 | 2020 | 3861 | Chrome Acorn | Ch | 12MM X 1.50 | 21MM | 38MM |
| Lexus | GS350 | 2007-2010 | 3892 | Modified Acorn | Ch | 12MM X 1.50 | 21MM | 29MM |
| Lexus | GS350 | 2007-2010 | 6117 | Dome Top Bulge Retainer | Ch | 12MM X 1.50 | 19MM | 35MM |
| Lexus | GS350 | 2007-2010 | 6146 | Short MAG w/Washer | Ch | 12MM X 1.50 | 21MM | 42MM |
| Lexus | GS350 | 2015-2018 | 6146 | Short MAG w/Washer | Ch | 12MM X 1.50 | 21MM | 42MM |
| Lexus | GS400 | 2000 | 3861 | Chrome Acorn | Ch | 12MM X 1.50 | 21MM | 38MM |
| Lexus | GS400 | 2000 | 6146 | Short MAG w/Washer | Ch | 12MM X 1.50 | 21MM | 42MM |
| Lexus | GS430 | 2001-2007 | 3861 | Chrome Acorn | Ch | 12MM X 1.50 | 21MM | 38MM |
| Lexus | GS430 | 2005 | 3872 | Long Hex, Short MAG w/Washer | Ch | 12MM X 1.50 | 21MM | 48MM |
| Lexus | GS430 | 2007 | 3892 | Modified Acorn | Ch | 12MM X 1.50 | 21MM | 29MM |
| Lexus | GS430 | 2004-2007 | 6146 | Short MAG w/Washer | Ch | 12MM X 1.50 | 21MM | 42MM |
| Lexus | GS450h | 2007-2010 | 3838 | Open Bulge | Ch | 12MM X 1.50 | 19MM | 21MM |
| Lexus | GS450h | 2010-2011 | 3861 | Chrome Acorn | Ch | 12MM X 1.50 | 21MM | 38MM |
| Lexus | GS450h | 2013-2015 | 3861 | Chrome Acorn | Ch | 12MM X 1.50 | 21MM | 38MM |
| Lexus | GS450h | 2008 | 3892 | Modified Acorn | Ch | 12MM X 1.50 | 21MM | 29MM |
| Lexus | GS450h | 2007-2011 | 6146 | Short MAG w/Washer | Ch | 12MM X 1.50 | 21MM | 42MM |
| Lexus | GS450h | 2015 | 6146 | Short MAG w/Washer | Ch | 12MM X 1.50 | 21MM | 42MM |
| Lexus | GS450h | 2017-2018 | 6146 | Short MAG w/Washer | Ch | 12MM X 1.50 | 21MM | 42MM |
| Lexus | GS460 | 2009-2010 | 3838 | Open Bulge | Ch | 12MM X 1.50 | 19MM | 21MM |
| Lexus | GS460 | 2009-2011 | 3861 | Chrome Acorn | Ch | 12MM X 1.50 | 21MM | 38MM |
| Lexus | GS460 | 2009-2010 | 3892 | Modified Acorn | Ch | 12MM X 1.50 | 21MM | 29MM |
| Lexus | GS460 | 2008-2010 | 6117 | Dome Top Bulge Retainer | Ch | 12MM X 1.50 | 19MM | 35MM |
| Lexus | GS460 | 2008-2011 | 6146 | Short MAG w/Washer | Ch | 12MM X 1.50 | 21MM | 42MM |
| Lexus | GX460 | 2010-2018 | 3872 | Long Hex, Short MAG w/Washer | Ch | 12MM X 1.50 | 21MM | 48MM |
| Lexus | GX460 | 2010 | 3892 | Modified Acorn | Ch | 12MM X 1.50 | 21MM | 29MM |
| Lexus | GX460 | 2012 | 3892 | Modified Acorn | Ch | 12MM X 1.50 | 21MM | 29MM |
| Lexus | GX470 | 2007-2009 | 3828 | Chrome Acorn | Ch | 12MM X 1.50 | 21MM | 35MM |
| Lexus | GX470 | 2005-2008 | 3872 | Long Hex, Short MAG w/Washer | Ch | 12MM X 1.50 | 21MM | 48MM |
| Lexus | GX470 | 2007 | 6146 | Short MAG w/Washer | Ch | 12MM X 1.50 | 21MM | 42MM |
| Lexus | HS250h | 2010 | 3838 | Open Bulge | Ch | 12MM X 1.50 | 19MM | 21MM |
| Lexus | HS250h | 2010-2012 | 3861 | Chrome Acorn | Ch | 12MM X 1.50 | 21MM | 38MM |
| Lexus | HS250h | 2012 | 3892 | Modified Acorn | Ch | 12MM X 1.50 | 21MM | 29MM |
| Lexus | HS250h | 2010-2012 | 6117 | Dome Top Bulge Retainer | Ch | 12MM X 1.50 | 19MM | 35MM |
| Lexus | HS250h | 2010-2012 | 6146 | Short MAG w/Washer | Ch | 12MM X 1.50 | 21MM | 42MM |
| Lexus | IS F | 2008-2010 | 3838 | Open Bulge | Ch | 12MM X 1.50 | 19MM | 21MM |
| Lexus | IS F | 2008-2013 | 3861 | Chrome Acorn | Ch | 12MM X 1.50 | 21MM | 38MM |
| Lexus | IS F | 2008-2010 | 6117 | Dome Top Bulge Retainer | Ch | 12MM X 1.50 | 19MM | 35MM |
| Lexus | IS F | 2012 | 6117 | Dome Top Bulge Retainer | Ch | 12MM X 1.50 | 19MM | 35MM |
| Lexus | IS F | 2008-2014 | 6146 | Short MAG w/Washer | Ch | 12MM X 1.50 | 21MM | 42MM |
| Lexus | IS250 | 2007-2010 | 3838 | Open Bulge | Ch | 12MM X 1.50 | 19MM | 21MM |

| MAKE | MODEL | YEAR | PART # | STYLE | FINISH | THREAD | HEX | LENGTH |
|-------|--------|-----------|--------|------------------------------|--------|-------------|------|--------|
| Lexus | IS250 | 2006-2015 | 3861 | Chrome Acorn | Ch | 12MM X 1.50 | 21MM | 38MM |
| Lexus | IS250 | 2012 | 3892 | Modified Acorn | Ch | 12MM X 1.50 | 21MM | 29MM |
| Lexus | IS250 | 2008-2010 | 6117 | Dome Top Bulge Retainer | Ch | 12MM X 1.50 | 19MM | 35MM |
| Lexus | IS250 | 2012 | 6117 | Dome Top Bulge Retainer | Ch | 12MM X 1.50 | 19MM | 35MM |
| Lexus | IS250 | 2006-2015 | 6146 | Short MAG w/Washer | Ch | 12MM X 1.50 | 21MM | 42MM |
| Lexus | IS300 | 2001-2005 | 3861 | Chrome Acorn | Ch | 12MM X 1.50 | 21MM | 38MM |
| Lexus | IS300 | 2020-2021 | 3861 | Chrome Acorn | Ch | 12MM X 1.50 | 21MM | 38MM |
| Lexus | IS300 | 2002 | 3872 | Long Hex, Short MAG w/Washer | Ch | 12MM X 1.50 | 21MM | 48MM |
| Lexus | IS300 | 2001-2005 | 6146 | Short MAG w/Washer | Ch | 12MM X 1.50 | 21MM | 42MM |
| Lexus | IS300 | 2018 | 6146 | Short MAG w/Washer | Ch | 12MM X 1.50 | 21MM | 42MM |
| Lexus | IS350 | 2007-2010 | 3844 | Open Bulge | Zi | 12MM X 1.50 | 19MM | 23MM |
| Lexus | IS350 | 2006-2015 | 3861 | Chrome Acorn | Ch | 12MM X 1.50 | 21MM | 38MM |
| Lexus | IS350 | 2020-2021 | 3861 | Chrome Acorn | Ch | 12MM X 1.50 | 21MM | 38MM |
| Lexus | IS350 | 2010 | 3892 | Modified Acorn | Ch | 12MM X 1.50 | 21MM | 29MM |
| Lexus | IS350 | 2012 | 3892 | Modified Acorn | Ch | 12MM X 1.50 | 21MM | 29MM |
| Lexus | IS350 | 2007-2009 | 6117 | Dome Top Bulge Retainer | Ch | 12MM X 1.50 | 19MM | 35MM |
| Lexus | IS350 | 2012 | 6117 | Dome Top Bulge Retainer | Ch | 12MM X 1.50 | 19MM | 35MM |
| Lexus | IS350 | 2006-2015 | 6146 | Short MAG w/Washer | Ch | 12MM X 1.50 | 21MM | 42MM |
| Lexus | IS350 | 2018 | 6146 | Short MAG w/Washer | Ch | 12MM X 1.50 | 21MM | 42MM |
| Lexus | LS430 | 2004-2005 | 3861 | Chrome Acorn | Ch | 12MM X 1.50 | 21MM | 38MM |
| Lexus | LS430 | 2001-2002 | 3872 | Long Hex, Short MAG w/Washer | Ch | 12MM X 1.50 | 21MM | 48MM |
| Lexus | LS430 | 2006 | 6146 | Short MAG w/Washer | Ch | 12MM X 1.50 | 21MM | 42MM |
| Lexus | LX470 | 2000-2007 | 3886 | Open Bulge | Ch | 14MM X 1.50 | 19MM | 21MM |
| Lexus | LX570 | 2008-2011 | 3886 | Open Bulge | Ch | 14MM X 1.50 | 19MM | 21MM |
| Lexus | LX570 | 2020-2021 | 6155 | Duplex Acorn | Ch | 12mm x 1.50 | 21mm | 35mm |
| Lexus | NX200t | 2015 | 3861 | Chrome Acorn | Ch | 12MM X 1.50 | 21MM | 38MM |
| Lexus | NX200t | 2015-2017 | 6146 | Short MAG w/Washer | Ch | 12MM X 1.50 | 21MM | 42MM |
| Lexus | NX300 | 2020-2021 | 3861 | Chrome Acorn | Ch | 12MM X 1.50 | 21MM | 38MM |
| Lexus | NX300h | 2015 | 3861 | Chrome Acorn | Ch | 12MM X 1.50 | 21MM | 38MM |
| Lexus | NX300h | 2020-2021 | 3861 | Chrome Acorn | Ch | 12MM X 1.50 | 21MM | 38MM |
| Lexus | NX300h | 2015-2018 | 6146 | Short MAG w/Washer | Ch | 12MM X 1.50 | 21MM | 42MM |
| Lexus | RC F | 2015 | 3861 | Chrome Acorn | Ch | 12MM X 1.50 | 21MM | 38MM |
| Lexus | RC F | 2015-2018 | 6146 | Short MAG w/Washer | Ch | 12MM X 1.50 | 21MM | 42MM |
| Lexus | RC300 | 2020-2022 | 3861 | Chrome Acorn | Ch | 12MM X 1.50 | 21MM | 38MM |
| Lexus | RC350 | 2015 | 3861 | Chrome Acorn | Ch | 12MM X 1.50 | 21MM | 38MM |
| Lexus | RC350 | 2020-2022 | 3861 | Chrome Acorn | Ch | 12MM X 1.50 | 21MM | 38MM |
| Lexus | RC350 | 2015-2018 | 6146 | Short MAG w/Washer | Ch | 12MM X 1.50 | 21MM | 42MM |
| Lexus | RX300 | 2002-2003 | 3872 | Long Hex, Short MAG w/Washer | Ch | 12MM X 1.50 | 21MM | 48MM |
| Lexus | RX330 | 2004-2005 | 3861 | Chrome Acorn | Ch | 12MM X 1.50 | 21MM | 38MM |
| Lexus | RX330 | 2004-2006 | 6146 | Short MAG w/Washer | Ch | 12MM X 1.50 | 21MM | 42MM |
| Lexus | RX350 | 2007-2010 | 3844 | Open Bulge | Zi | 12MM X 1.50 | 19MM | 23MM |
| Lexus | RX350 | 2007-2015 | 3861 | Chrome Acorn | Ch | 12MM X 1.50 | 21MM | 38MM |
| Lexus | RX350 | 2020 | 3861 | Chrome Acorn | Ch | 12MM X 1.50 | 21MM | 38MM |
| Lexus | RX350 | 2020-2021 | 3861 | Chrome Acorn | Ch | 12MM X 1.50 | 21MM | 38MM |
| Lexus | RX350 | 2021-2022 | 3861 | Chrome Acorn | Ch | 12MM X 1.50 | 21MM | 38MM |
| Lexus | RX350 | 2022 | 3861 | Chrome Acorn | Ch | 12MM X 1.50 | 21MM | 38MM |
| Lexus | RX350 | 2008-2010 | 3892 | Modified Acorn | Ch | 12MM X 1.50 | 21MM | 29MM |
| Lexus | RX350 | 2008-2010 | 6117 | Dome Top Bulge Retainer | Ch | 12MM X 1.50 | 19MM | 35MM |
| Lexus | RX350 | 2007 | 6146 | Short MAG w/Washer | Ch | 12MM X 1.50 | 21MM | 42MM |
| Lexus | RX350 | 2007-2008 | 6146 | Short MAG w/Washer | Ch | 12MM X 1.50 | 21MM | 42MM |
| Lexus | RX350 | 2008-2009 | 6146 | Short MAG w/Washer | Ch | 12MM X 1.50 | 21MM | 42MM |
| Lexus | RX350 | 2009-2010 | 6146 | Short MAG w/Washer | Ch | 12MM X 1.50 | 21MM | 42MM |
| Lexus | RX350 | 2010-2011 | 6146 | Short MAG w/Washer | Ch | 12MM X 1.50 | 21MM | 42MM |
| Lexus | RX350 | 2011-2012 | 6146 | Short MAG w/Washer | Ch | 12MM X 1.50 | 21MM | 42MM |
| Lexus | RX350 | 2012-2014 | 6146 | Short MAG w/Washer | Ch | 12MM X 1.50 | 21MM | 42MM |
| Lexus | RX350 | 2017-2018 | 6146 | Short MAG w/Washer | Ch | 12MM X 1.50 | 21MM | 42MM |
| Lexus | RX350L | 2020-2022 | 3861 | Chrome Acorn | Ch | 12MM X 1.50 | 21MM | 38MM |
| Lexus | RX400h | 2007-2008 | 3838 | Open Bulge | Ch | 12MM X 1.50 | 19MM | 21MM |
| Lexus | RX400h | 2006-2008 | 3872 | Long Hex, Short MAG w/Washer | Ch | 12MM X 1.50 | 21MM | 48MM |
| Lexus | RX400h | 2007 | 6117 | Dome Top Bulge Retainer | Ch | 12MM X 1.50 | 19MM | 35MM |
| Lexus | RX400h | 2007-2008 | 6146 | Short MAG w/Washer | Ch | 12MM X 1.50 | 21MM | 42MM |
| Lexus | RX450h | 2010-2015 | 3861 | Chrome Acorn | Ch | 12MM X 1.50 | 21MM | 38MM |
| Lexus | RX450h | 2020 | 3861 | Chrome Acorn | Ch | 12MM X 1.50 | 21MM | 38MM |
| Lexus | RX450h | 2020-2021 | 3861 | Chrome Acorn | Ch | 12MM X 1.50 | 21MM | 38MM |
| Lexus | RX450h | 2021-2022 | 3861 | Chrome Acorn | Ch | 12MM X 1.50 | 21MM | 38MM |
| Lexus | RX450h | 2022 | 3861 | Chrome Acorn | Ch | 12MM X 1.50 | 21MM | 38MM |
| Lexus | RX450h | 2010-2012 | 6117 | Dome Top Bulge Retainer | Ch | 12MM X 1.50 | 19MM | 35MM |
| Lexus | RX450h | 2010-2018 | 6146 | Short MAG w/Washer | Ch | 12MM X 1.50 | 21MM | 42MM |

LEXUS - LINCOLN

| MAKE | MODEL | YEAR | PART # | STYLE | FINISH | THREAD | HEX | LENGTH |
|---------|-------------|-----------|--------|--|--------|-------------|-------------|--------|
| Lexus | RX450HL | 2020-2022 | 3861 | Chrome Acorn | Ch | 12MM X 1.50 | 21MM | 38MM |
| Lexus | RX450HL | 2018 | 6146 | Short MAG w/Washer | Ch | 12MM X 1.50 | 21MM | 42MM |
| Lexus | SC430 | 2007-2009 | 3844 | Open Bulge | Zi | 12MM X 1.50 | 19MM | 23MM |
| Lexus | SC430 | 2010 | 3861 | Chrome Acorn | Ch | 12MM X 1.50 | 21MM | 38MM |
| Lexus | SC430 | 2005-2009 | 3872 | Long Hex, Short MAG w/Washer | Ch | 12MM X 1.50 | 21MM | 48MM |
| Lexus | SC430 | 2007-2010 | 6117 | Dome Top Bulge Retainer | Ch | 12MM X 1.50 | 19MM | 35MM |
| Lexus | SC430 | 2007-2010 | 6146 | Short MAG w/Washer | Ch | 12MM X 1.50 | 21MM | 42MM |
| Lexus | UX200 | 2020-2022 | 3861 | Chrome Acorn | Ch | 12MM X 1.50 | 21MM | 38MM |
| Lexus | UX250h | 2020-2023 | 3861 | Chrome Acorn | Ch | 12MM X 1.50 | 21MM | 38MM |
| Lincoln | Aviator | 2020-2022 | 3809 | Acorn Bulge | Ch | 14MM X 1.50 | 21MM | 38MM |
| Lincoln | Aviator | 2003-2005 | 3814 | Short MAG w/Washer | Ch | 1/2 X 20 | 13/16" | 1.46" |
| Lincoln | Aviator | 2003-2005 | 3816 | Long MAG w/Washer | Ch | 1/2 X 20 | 13/16" | 1.67" |
| Lincoln | Aviator | 2003-2005 | 3824 | Open Bulge | Ch | 1/2 X 20 | 3/4" | 0.82" |
| Lincoln | Aviator | 2003-2005 | 3826 | Long Duplex MAG w/Washer | Ch | 1/2 X 20 | 7/8" | 1.84" |
| Lincoln | Aviator | 2003-2005 | 3859 | Wheel Cover Retainer | Zi | 1/2 X 20 | 3/4" | 1.25" |
| Lincoln | Aviator | 2003-2005 | 3870 | Acorn Bulge | Ch | 1/2 X 20 | 13/16" | 1.38" |
| Lincoln | Aviator | 2003-2005 | 6143 | Long MAG w/Washer Lock Nut Use With 3816 | Ch | 1/2 X 20 | Locking Nut | 1.50" |
| Lincoln | Blackwood | 2002 | 3856 | Flat Flange | Blk | 14MM X 2.0 | 21MM | 26MM |
| Lincoln | Blackwood | 2002 | 3857 | Flat Flange Dome Top | Ch | 14MM X 2.0 | 21MM | 52MM |
| Lincoln | Blackwood | 2002 | 3868 | Acorn Bulge | Ch | 14MM X 2.0 | 21MM | 54MM |
| Lincoln | Blackwood | 2002 | 6102 | Flat Flange Dome Top | Ch | 14MM X 1.50 | 21MM | 45MM |
| Lincoln | Continental | 2017-2018 | 3809 | Acorn Bulge | Ch | 14MM X 1.50 | 21MM | 38MM |
| Lincoln | Continental | 2020 | 3809 | Acorn Bulge | Ch | 14MM X 1.50 | 21MM | 38MM |
| Lincoln | Continental | 2000-2002 | 3844 | Open Bulge | Zi | 12MM X 1.50 | 19MM | 23MM |
| Lincoln | Continental | 2000-2002 | 3845 | Chrome Dome Top | Ch | 12MM X 1.50 | 19MM | 37MM |
| Lincoln | Corsair | 2020-2021 | 6119 | Chrome Acorn | Ch | 12MM X 1.50 | 19MM | 32MM |
| Lincoln | LS | 2002-2006 | 3899 | Zinc Retainer | Zi | 12MM X 1.50 | 19MM | 26MM |
| Lincoln | LS | 2000-2006 | 6140 | Chrome MAG | Ch | 12MM X 1.50 | 21MM | 36MM |
| Lincoln | Mark LT | 2006-2008 | 3864 | Open Bulge w/Retainer | Ch | 14MM X 2.0 | 21MM | 31MM |
| Lincoln | Mark LT | 2006-2008 | 3868 | Acorn Bulge | Ch | 14MM X 2.0 | 21MM | 54MM |
| Lincoln | Mark LT | 2006-2008 | 3893 | Acorn Bulge | Ch | 14MM X 2.0 | 21MM | 54MM |
| Lincoln | Mark LT | 2006-2008 | 6114 | Chrome Dome Top | Ch | 14MM X 2.0 | 21MM | 63MM |
| Lincoln | MKC | 2016-2019 | 3805 | Chrome Acorn | Ch | 12MM X 1.50 | 19MM | 35MM |
| Lincoln | MKC | 2015-2019 | 6119 | Chrome Acorn | Ch | 12MM X 1.50 | 19MM | 32MM |
| Lincoln | MKS | 2009-2010 | 3814 | Short MAG w/Washer | Ch | 1/2 X 20 | 13/16" | 1.46" |
| Lincoln | MKS | 2012-2013 | 3814 | Short MAG w/Washer | Ch | 1/2 X 20 | 13/16" | 1.46" |
| Lincoln | MKS | 2009-2010 | 3815 | Short MAG w/Washer | Ch | 12MM X 1.25 | 21MM | 37MM |
| Lincoln | MKS | 2012-2013 | 3815 | Short MAG w/Washer | Ch | 12MM X 1.25 | 21MM | 37MM |
| Lincoln | MKS | 2009-2013 | 3816 | Long MAG w/Washer | Ch | 1/2 X 20 | 13/16" | 1.67" |
| Lincoln | MKS | 2009-2010 | 3825 | Duplex Acorn | Ch | 1/2 X 20 | 7/8" | 1.85" |
| Lincoln | MKS | 2012-2013 | 3825 | Duplex Acorn | Ch | 1/2 X 20 | 7/8" | 1.85" |
| Lincoln | MKS | 2009-2013 | 3826 | Long Duplex MAG w/Washer | Ch | 1/2 X 20 | 7/8" | 1.84" |
| Lincoln | MKS | 2009-2016 | 3852 | Dome Top Bulge | Ch | 1/2 X 20 | 3/4" | 1.57" |
| Lincoln | MKS | 2009-2013 | 3870 | Acorn Bulge | Ch | 1/2 X 20 | 13/16" | 1.38" |
| Lincoln | MKS | 2009-2013 | 6143 | Long MAG w/Washer Lock Nut Use With 3816 | Ch | 1/2 X 20 | Locking Nut | 1.50" |
| Lincoln | MKT | 2010 | 3814 | Short MAG w/Washer | Ch | 1/2 X 20 | 13/16" | 1.46" |
| Lincoln | MKT | 2012-2013 | 3814 | Short MAG w/Washer | Ch | 1/2 X 20 | 13/16" | 1.46" |
| Lincoln | MKT | 2010 | 3815 | Short MAG w/Washer | Ch | 12MM X 1.25 | 21MM | 37MM |
| Lincoln | MKT | 2012-2013 | 3815 | Short MAG w/Washer | Ch | 12MM X 1.25 | 21MM | 37MM |
| Lincoln | MKT | 2012-2013 | 3816 | Long MAG w/Washer | Ch | 1/2 X 20 | 13/16" | 1.67" |
| Lincoln | MKT | 2010 | 3825 | Duplex Acorn | Ch | 1/2 X 20 | 7/8" | 1.85" |
| Lincoln | MKT | 2012-2013 | 3825 | Duplex Acorn | Ch | 1/2 X 20 | 7/8" | 1.85" |
| Lincoln | MKT | 2010-2019 | 3852 | Dome Top Bulge | Ch | 1/2 X 20 | 3/4" | 1.57" |
| Lincoln | MKT | 2010 | 3870 | Acorn Bulge | Ch | 1/2 X 20 | 13/16" | 1.38" |
| Lincoln | MKT | 2012-2013 | 3870 | Acorn Bulge | Ch | 1/2 X 20 | 13/16" | 1.38" |
| Lincoln | MKT | 2012-2013 | 6143 | Long MAG w/Washer Lock Nut Use With 3816 | Ch | 1/2 X 20 | Locking Nut | 1.50" |
| Lincoln | MKX | 2016-2018 | 3809 | Acorn Bulge | Ch | 14MM X 1.50 | 21MM | 38MM |
| Lincoln | MKX | 2007-2015 | 3811 | Open Standard | Zi | 9/16 X 18 | 7/8" | .75" |
| Lincoln | MKX | 2007-2010 | 3814 | Short MAG w/Washer | Ch | 1/2 X 20 | 13/16" | 1.46" |
| Lincoln | MKX | 2012-2013 | 3814 | Short MAG w/Washer | Ch | 1/2 X 20 | 13/16" | 1.46" |
| Lincoln | MKX | 2007-2013 | 3816 | Long MAG w/Washer | Ch | 1/2 X 20 | 13/16" | 1.67" |
| Lincoln | MKX | 2007-2010 | 3826 | Long Duplex MAG w/Washer | Ch | 1/2 X 20 | 7/8" | 1.84" |
| Lincoln | MKX | 2012-2013 | 3826 | Long Duplex MAG w/Washer | Ch | 1/2 X 20 | 7/8" | 1.84" |
| Lincoln | MKX | 2007-2015 | 3852 | Dome Top Bulge | Ch | 1/2 X 20 | 3/4" | 1.57" |
| Lincoln | MKX | 2007-2013 | 3870 | Acorn Bulge | Ch | 1/2 X 20 | 13/16" | 1.38" |
| Lincoln | MKX | 2007-2013 | 6143 | Long MAG w/Washer Lock Nut Use With 3816 | Ch | 1/2 X 20 | Locking Nut | 1.50" |
| Lincoln | MKZ | 2012-2016 | 3805 | Chrome Acorn | Ch | 12MM X 1.50 | 19MM | 35MM |
| Lincoln | MKZ | 2012-2018 | 3809 | Acorn Bulge | Ch | 14MM X 1.50 | 21MM | 38MM |

| MAKE | MODEL | YEAR | PART # | STYLE | FINISH | THREAD | HEX | LENGTH |
|---------|--------------|-----------|--------|--|--------|-------------|-------------|--------|
| Lincoln | MKZ | 2020 | 3809 | Acorn Bulge | Ch | 14MM X 1.50 | 21MM | 38MM |
| Lincoln | MKZ | 2007-2012 | 3828 | Chrome Acorn | Ch | 12MM X 1.50 | 21MM | 35MM |
| Lincoln | MKZ | 2007-2012 | 3844 | Open Bulge | Zi | 12MM X 1.50 | 19MM | 23MM |
| Lincoln | MKZ | 2012 | 3877 | Chrome Acorn Nut | Ch | 12mm x 1.50 | 21mm | 35mm |
| Lincoln | MKZ | 2007-2010 | 3892 | Modified Acorn | Ch | 12MM X 1.50 | 21MM | 29MM |
| Lincoln | MKZ | 2012 | 3892 | Modified Acorn | Ch | 12MM X 1.50 | 21MM | 29MM |
| Lincoln | MKZ | 2012 | 3892 | Modified Acorn | Ch | 12MM X 1.50 | 21MM | 29MM |
| Lincoln | MKZ | 2007-2011 | 6112 | Acorn Bulge | Ch | 12MM X 1.50 | 19MM | 39MM |
| Lincoln | MKZ | 2007-2010 | 6117 | Dome Top Bulge Retainer | Ch | 12MM X 1.50 | 19MM | 35MM |
| Lincoln | MKZ | 2012 | 6117 | Dome Top Bulge Retainer | Ch | 12MM X 1.50 | 19MM | 35MM |
| Lincoln | MKZ | 2012-2016 | 6119 | Chrome Acorn | Ch | 12MM X 1.50 | 19MM | 32MM |
| Lincoln | MKZ | 2010-2011 | 6121 | Chrome Retainer Wheel Cover Nut | Ch | 12MM X 1.50 | 19MM | 37MM |
| Lincoln | MKZ | 2007-2012 | 6146 | Short MAG w/Washer | Ch | 12MM X 1.50 | 21MM | 42MM |
| Lincoln | Nautilus | 2020-2022 | 3809 | Acorn Bulge | Ch | 14MM X 1.50 | 21MM | 38MM |
| Lincoln | Navigator | 2015-2016 | 3810 | Chrome Dome Top | Ch | 14MM X 1.50 | 21MM | 44MM |
| Lincoln | Navigator | 2020-2021 | 3810 | Chrome Dome Top | Ch | 14MM X 1.50 | 21MM | 44MM |
| Lincoln | Navigator | 2015-2021 | 3810w | OE Style Chrome Dome Top | Ch | 12mm x 1.50 | 21mm | 35mm |
| Lincoln | Navigator | 2015-2017 | 3839 | Open Bulge | Zi | 14MM X 1.50 | 22MM | 26MM |
| Lincoln | Navigator | 2000-2002 | 3856 | Flat Flange | Blk | 14MM X 2.0 | 21MM | 26MM |
| Lincoln | Navigator | 2000-2002 | 3857 | Flat Flange Dome Top | Ch | 14MM X 2.0 | 21MM | 52MM |
| Lincoln | Navigator | 2000 | 3862 | Flat Flange | Blk | 12MM X 1.75 | 19MM | 23MM |
| Lincoln | Navigator | 2000-2012 | 3868 | Acorn Bulge | Ch | 14MM X 2.0 | 21MM | 54MM |
| Lincoln | Navigator | 2003-2012 | 3893 | Acorn Bulge | Ch | 14MM X 2.0 | 21MM | 54MM |
| Lincoln | Navigator | 2000-2002 | 6102 | Flat Flange Dome Top | Ch | 14MM X 1.50 | 21MM | 45MM |
| Lincoln | Town Car | 2000-2004 | 3802 | Open Standard | Zi | 1/2 X 20 | 13/16" | 0.62" |
| Lincoln | Town Car | 2000-2007 | 3814 | Short MAG w/Washer | Ch | 1/2 X 20 | 13/16" | 1.46" |
| Lincoln | Town Car | 2009 | 3814 | Short MAG w/Washer | Ch | 1/2 X 20 | 13/16" | 1.46" |
| Lincoln | Town Car | 2000-2009 | 3816 | Long MAG w/Washer | Ch | 1/2 X 20 | 13/16" | 1.67" |
| Lincoln | Town Car | 2000-2007 | 3825 | Duplex Acorn | Ch | 1/2 X 20 | 7/8" | 1.85" |
| Lincoln | Town Car | 2009 | 3825 | Duplex Acorn | Ch | 1/2 X 20 | 7/8" | 1.85" |
| Lincoln | Town Car | 2000-2010 | 3826 | Long Duplex MAG w/Washer | Ch | 1/2 X 20 | 7/8" | 1.84" |
| Lincoln | Town Car | 2000-2007 | 3870 | Acorn Bulge | Ch | 1/2 X 20 | 13/16" | 1.38" |
| Lincoln | Town Car | 2009 | 3870 | Acorn Bulge | Ch | 1/2 X 20 | 13/16" | 1.38" |
| Lincoln | Town Car | 2000-2009 | 6143 | Long MAG w/Washer Lock Nut Use With 3816 | Ch | 1/2 X 20 | Locking Nut | 1.50" |
| Lincoln | Zephyr | 2006 | 3828 | Chrome Acorn | Ch | 12MM X 1.50 | 21MM | 35MM |
| Lincoln | Zephyr | 2006 | 3844 | Open Bulge | Zi | 12MM X 1.50 | 19MM | 23MM |
| Lincoln | Zephyr | 2006 | 6112 | Acorn Bulge | Ch | 12MM X 1.50 | 19MM | 39MM |
| Mazda | CX-7 SV | 2012 | 3892 | Modified Acorn | Ch | 12MM X 1.50 | 21MM | 29MM |
| Mazda | RX-8 Touring | 2009 | 3828 | Chrome Acorn | Ch | 12MM X 1.50 | 21MM | 35MM |
| Mazda | 2 | 2011-2014 | 3804 | Open Standard | Zi | 12MM X 1.50 | 19MM | 16MM |
| Mazda | 2 | 2011-2014 | 3828 | Chrome Acorn | Ch | 12MM X 1.50 | 21MM | 35MM |
| Mazda | 2 | 2012 | 3838 | Open Bulge | Ch | 12MM X 1.50 | 19MM | 21MM |
| Mazda | 2 | 2011-2014 | 3869 | Chrome Acorn | Ch | 12MM X 1.50 | 21MM | 26MM |
| Mazda | 2 | 2012 | 6117 | Dome Top Bulge Retainer | Ch | 12MM X 1.50 | 19MM | 35MM |
| Mazda | 2 | 2012 | 6146 | Short MAG w/Washer | Ch | 12MM X 1.50 | 21MM | 42MM |
| Mazda | 3 Sport | 2009-2011 | 3828 | Chrome Acorn | Ch | 12MM X 1.50 | 21MM | 35MM |
| Mazda | 3 Sport | 2014-2018 | 3848 | Open Bulge | Zi | 12MM X 1.50 | 21MM | 16MM |
| Mazda | 3 Sport | 2009-2018 | 3869 | Chrome Acorn | Ch | 12MM X 1.50 | 21MM | 26MM |
| Mazda | 3 | 2004-2011 | 3828 | Chrome Acorn | Ch | 12MM X 1.50 | 21MM | 35MM |
| Mazda | 3 | 2007-2008 | 3838 | Open Bulge | Ch | 12MM X 1.50 | 19MM | 21MM |
| Mazda | 3 | 2004-2006 | 3848 | Open Bulge | Zi | 12MM X 1.50 | 21MM | 16MM |
| Mazda | 3 | 2014-2018 | 3848 | Open Bulge | Zi | 12MM X 1.50 | 21MM | 16MM |
| Mazda | 3 | 2004-2018 | 3869 | Chrome Acorn | Ch | 12MM X 1.50 | 21MM | 26MM |
| Mazda | 3 | 2007-2008 | 6117 | Dome Top Bulge Retainer | Ch | 12MM X 1.50 | 19MM | 35MM |
| Mazda | 3 | 2007-2008 | 6146 | Short MAG w/Washer | Ch | 12MM X 1.50 | 21MM | 42MM |
| Mazda | 5 | 2006-2010 | 3828 | Chrome Acorn | Ch | 12MM X 1.50 | 21MM | 35MM |
| Mazda | 5 | 2012-2013 | 3828 | Chrome Acorn | Ch | 12MM X 1.50 | 21MM | 35MM |
| Mazda | 5 | 2007-2008 | 3838 | Open Bulge | Ch | 12MM X 1.50 | 19MM | 21MM |
| Mazda | 5 | 2006-2010 | 3869 | Chrome Acorn | Ch | 12MM X 1.50 | 21MM | 26MM |
| Mazda | 5 | 2012-2017 | 3869 | Chrome Acorn | Ch | 12MM X 1.50 | 21MM | 26MM |
| Mazda | 5 | 2007-2008 | 6117 | Dome Top Bulge Retainer | Ch | 12MM X 1.50 | 19MM | 35MM |
| Mazda | 5 | 2007-2008 | 6146 | Short MAG w/Washer | Ch | 12MM X 1.50 | 21MM | 42MM |
| Mazda | 626 | 2000-2002 | 3828 | Chrome Acorn | Ch | 12MM X 1.50 | 21MM | 35MM |
| Mazda | 626 | 2000-2002 | 3848 | Open Bulge | Zi | 12MM X 1.50 | 21MM | 16MM |
| Mazda | 626 | 2000-2002 | 3869 | Chrome Acorn | Ch | 12MM X 1.50 | 21MM | 26MM |
| Mazda | 6 | 2003-2006 | 3804 | Open Standard | Zi | 12MM X 1.50 | 19MM | 16MM |
| Mazda | 6 | 2003-2016 | 3828 | Chrome Acorn | Ch | 12MM X 1.50 | 21MM | 35MM |
| Mazda | 6 | 2012 | 3838 | Open Bulge | Ch | 12MM X 1.50 | 19MM | 21MM |

MAZDA

| MAKE | MODEL | YEAR | PART # | STYLE | FINISH | THREAD | HEX | LENGTH |
|-------|----------|-----------|--------|--|--------|-------------|-------------|--------|
| Mazda | 6 | 2003-2018 | 3869 | Chrome Acorn | Ch | 12MM X 1.50 | 21MM | 26MM |
| Mazda | 6 | 2012 | 3892 | Modified Acorn | Ch | 12MM X 1.50 | 21MM | 29MM |
| Mazda | 6 | 2012 | 6117 | Dome Top Bulge Retainer | Ch | 12MM X 1.50 | 19MM | 35MM |
| Mazda | 6 | 2012 | 6146 | Short MAG w/Washer | Ch | 12MM X 1.50 | 21MM | 42MM |
| Mazda | B2300 | 2001-2009 | 3814 | Short MAG w/Washer | Ch | 1/2 X 20 | 13/16" | 1.46" |
| Mazda | B2300 | 2001-2009 | 3815 | Short MAG w/Washer | Ch | 12MM X 1.25 | 21MM | 37MM |
| Mazda | B2300 | 2001-2009 | 3816 | Long MAG w/Washer | Ch | 1/2 X 20 | 13/16" | 1.67" |
| Mazda | B2300 | 2002-2009 | 3825 | Duplex Acorn | Ch | 1/2 X 20 | 7/8" | 1.85" |
| Mazda | B2300 | 2001-2009 | 3826 | Long Duplex MAG w/Washer | Ch | 1/2 X 20 | 7/8" | 1.84" |
| Mazda | B2300 | 2002-2009 | 3852 | Dome Top Bulge | Ch | 1/2 X 20 | 3/4" | 1.57" |
| Mazda | B2300 | 2002-2010 | 3859 | Wheel Cover Retainer | Zi | 1/2 X 20 | 3/4" | 1.57" |
| Mazda | B2300 | 2001 | 3869 | Chrome Acorn | Ch | 12MM X 1.50 | 21MM | 26MM |
| Mazda | B2300 | 2002-2009 | 3870 | Acorn Bulge | Ch | 1/2 X 20 | 13/16" | 1.38" |
| Mazda | B2300 | 2001-2009 | 6143 | Long MAG w/Washer Lock Nut Use With 3816 | Ch | 1/2 X 20 | Locking Nut | 1.50" |
| Mazda | B2500 | 2000-2001 | 3807 | Acorn Bulge | Ch | 1/2 X 20 | 3/4" | 1.37" |
| Mazda | B2500 | 2000-2001 | 3814 | Short MAG w/Washer | Ch | 1/2 X 20 | 13/16" | 1.46" |
| Mazda | B2500 | 2000-2001 | 3815 | Short MAG w/Washer | Ch | 12MM X 1.25 | 21MM | 37MM |
| Mazda | B2500 | 2000-2001 | 3816 | Long MAG w/Washer | Ch | 1/2 X 20 | 13/16" | 1.67" |
| Mazda | B2500 | 2000-2001 | 3825 | Duplex Acorn | Ch | 1/2 X 20 | 7/8" | 1.85" |
| Mazda | B2500 | 2000-2001 | 3826 | Long Duplex MAG w/Washer | Ch | 1/2 X 20 | 7/8" | 1.84" |
| Mazda | B2500 | 2000-2001 | 3852 | Dome Top Bulge | Ch | 1/2 X 20 | 3/4" | 1.57" |
| Mazda | B2500 | 2000-2001 | 3859 | Wheel Cover Retainer | Zi | 1/2 X 20 | 3/4" | 1.57" |
| Mazda | B2500 | 2000-2001 | 3869 | Chrome Acorn | Ch | 12MM X 1.50 | 21MM | 26MM |
| Mazda | B2500 | 2000-2001 | 3870 | Acorn Bulge | Ch | 1/2 X 20 | 13/16" | 1.38" |
| Mazda | B2500 | 2000-2001 | 6143 | Long MAG w/Washer Lock Nut Use With 3816 | Ch | 1/2 X 20 | Locking Nut | 1.50" |
| Mazda | B3000 | 2000-2008 | 3807 | Acorn Bulge | Ch | 1/2 X 20 | 3/4" | 1.37" |
| Mazda | B3000 | 2000-2008 | 3814 | Short MAG w/Washer | Ch | 1/2 X 20 | 13/16" | 1.46" |
| Mazda | B3000 | 2000-2006 | 3815 | Short MAG w/Washer | Ch | 12MM X 1.25 | 21MM | 37MM |
| Mazda | B3000 | 2000-2006 | 3816 | Long MAG w/Washer | Ch | 1/2 X 20 | 13/16" | 1.67" |
| Mazda | B3000 | 2000-2007 | 3825 | Duplex Acorn | Ch | 1/2 X 20 | 7/8" | 1.85" |
| Mazda | B3000 | 2000-2007 | 3826 | Long Duplex MAG w/Washer | Ch | 1/2 X 20 | 7/8" | 1.84" |
| Mazda | B3000 | 2000-2008 | 3852 | Dome Top Bulge | Ch | 1/2 X 20 | 3/4" | 1.57" |
| Mazda | B3000 | 2000-2008 | 3869 | Chrome Acorn | Ch | 12MM X 1.50 | 21MM | 26MM |
| Mazda | B3000 | 2000-2007 | 3870 | Acorn Bulge | Ch | 1/2 X 20 | 13/16" | 1.38" |
| Mazda | B3000 | 2000-2006 | 6143 | Long MAG w/Washer Lock Nut Use With 3816 | Ch | 1/2 X 20 | Locking Nut | 1.50" |
| Mazda | B4000 | 2000-2010 | 3807 | Acorn Bulge | Ch | 1/2 X 20 | 3/4" | 1.37" |
| Mazda | B4000 | 2000-2009 | 3814 | Short MAG w/Washer | Ch | 1/2 X 20 | 13/16" | 1.46" |
| Mazda | B4000 | 2000-2009 | 3815 | Short MAG w/Washer | Ch | 12MM X 1.25 | 21MM | 37MM |
| Mazda | B4000 | 2000-2009 | 3816 | Long MAG w/Washer | Ch | 1/2 X 20 | 13/16" | 1.67" |
| Mazda | B4000 | 2000-2009 | 3825 | Duplex Acorn | Ch | 1/2 X 20 | 7/8" | 1.85" |
| Mazda | B4000 | 2000-2010 | 3852 | Dome Top Bulge | Ch | 1/2 X 20 | 3/4" | 1.57" |
| Mazda | B4000 | 2000-2010 | 3859 | Wheel Cover Retainer | Zi | 1/2 X 20 | 3/4" | 1.25" |
| Mazda | B4000 | 2000-2009 | 3869 | Chrome Acorn | Ch | 12MM X 1.50 | 21MM | 26MM |
| Mazda | B4000 | 2000-2009 | 6143 | Long MAG w/Washer Lock Nut Use With 3816 | Ch | 1/2 X 20 | Locking Nut | 1.50" |
| Mazda | CX-3 | 2018 | 3848 | Open Bulge | Zi | 12MM X 1.50 | 21MM | 16MM |
| Mazda | CX-3 | 2016-2018 | 3869 | Chrome Acorn | Ch | 12MM X 1.50 | 21MM | 26MM |
| Mazda | CX-5 | 2013-2018 | 3869 | Chrome Acorn | Ch | 12MM X 1.50 | 21MM | 26MM |
| Mazda | CX-7 | 2007-2011 | 3828 | Chrome Acorn | Ch | 12MM X 1.50 | 21MM | 35MM |
| Mazda | CX-7 | 2012 | 3838 | Open Bulge | Ch | 12MM X 1.50 | 19MM | 21MM |
| Mazda | CX-7 | 2007-2012 | 3869 | Chrome Acorn | Ch | 12MM X 1.50 | 21MM | 26MM |
| Mazda | CX-7 | 2012 | 3892 | Modified Acorn | Ch | 12MM X 1.50 | 21MM | 29MM |
| Mazda | CX-7 | 2012 | 3892 | Modified Acorn | Ch | 12MM X 1.50 | 21MM | 29MM |
| Mazda | CX-7 | 2012 | 6117 | Dome Top Bulge Retainer | Ch | 12MM X 1.50 | 19MM | 35MM |
| Mazda | CX-7 | 2012 | 6146 | Short MAG w/Washer | Ch | 12MM X 1.50 | 21MM | 42MM |
| Mazda | CX-9 | 2007-2011 | 3828 | Chrome Acorn | Ch | 12MM X 1.50 | 21MM | 35MM |
| Mazda | CX-9 | 2012 | 3838 | Open Bulge | Ch | 12MM X 1.50 | 19MM | 21MM |
| Mazda | CX-9 | 2007-2018 | 3869 | Chrome Acorn | Ch | 12MM X 1.50 | 21MM | 26MM |
| Mazda | CX-9 | 2012 | 3892 | Modified Acorn | Ch | 12MM X 1.50 | 21MM | 29MM |
| Mazda | CX-9 | 2012 | 6117 | Dome Top Bulge Retainer | Ch | 12MM X 1.50 | 19MM | 35MM |
| Mazda | CX-9 | 2012 | 6146 | Short MAG w/Washer | Ch | 12MM X 1.50 | 21MM | 42MM |
| Mazda | Miata | 2000-2005 | 3828 | Chrome Acorn | Ch | 12MM X 1.50 | 21MM | 35MM |
| Mazda | Miata | 2000-2005 | 3848 | Open Bulge | Zi | 12MM X 1.50 | 21MM | 16MM |
| Mazda | Miata | 2005 | 3869 | Chrome Acorn | Ch | 12MM X 1.50 | 21MM | 26MM |
| Mazda | Millenia | 2000-2002 | 3828 | Chrome Acorn | Ch | 12MM X 1.50 | 21MM | 35MM |
| Mazda | Millenia | 2000-2002 | 3848 | Open Bulge | Zi | 12MM X 1.50 | 21MM | 16MM |
| Mazda | Millenia | 2000-2002 | 3869 | Chrome Acorn | Ch | 12MM X 1.50 | 21MM | 26MM |
| Mazda | MPV | 2000-2006 | 3828 | Chrome Acorn | Ch | 12MM X 1.50 | 21MM | 35MM |
| Mazda | MPV | 2000-2006 | 3848 | Open Bulge | Zi | 12MM X 1.50 | 21MM | 16MM |

| MAKE | MODEL | YEAR | PART # | STYLE | FINISH | THREAD | HEX | LENGTH |
|---------|--------------------|-----------|--------|--|--------|-------------|-------------|--------|
| Mazda | MPV | 2000-2006 | 3869 | Chrome Acorn | Ch | 12MM X 1.50 | 21MM | 26MM |
| Mazda | MX-5 Miata | 2006-2013 | 3828 | Chrome Acorn | Ch | 12MM X 1.50 | 21MM | 35MM |
| Mazda | MX-5 Miata | 2006-2018 | 3869 | Chrome Acorn | Ch | 12MM X 1.50 | 21MM | 26MM |
| Mazda | MX-5 Miata | 2007 | 6117 | Dome Top Bulge Retainer | Ch | 12MM X 1.50 | 19MM | 35MM |
| Mazda | Protege | 2000-2003 | 3828 | Chrome Acorn | Ch | 12MM X 1.50 | 21MM | 35MM |
| Mazda | Protege | 2000-2003 | 3848 | Open Bulge | Zi | 12MM X 1.50 | 21MM | 16MM |
| Mazda | Protege | 2000-2003 | 3869 | Chrome Acorn | Ch | 12MM X 1.50 | 21MM | 26MM |
| Mazda | RX-8 Grand Touring | 2008-2010 | 3828 | Chrome Acorn | Ch | 12MM X 1.50 | 21MM | 35MM |
| Mazda | RX-8 Sport | 2008-2010 | 3828 | Chrome Acorn | Ch | 12MM X 1.50 | 21MM | 35MM |
| Mazda | RX-8 Touring | 2008 | 3828 | Chrome Acorn | Ch | 12MM X 1.50 | 21MM | 35MM |
| Mazda | RX-8 | 2004-2011 | 3828 | Chrome Acorn | Ch | 12MM X 1.50 | 21MM | 35MM |
| Mazda | RX-8 | 2004-2011 | 3869 | Chrome Acorn | Ch | 12MM X 1.50 | 21MM | 26MM |
| Mazda | Tribute | 2001-2006 | 3840 | Zinc Retainer Wheel Cover Nut | Zi | 12MM X 1.50 | 19MM | 28MM |
| Mazda | Tribute | 2001-2006 | 3845 | Chrome Dome Top | Ch | 12MM X 1.50 | 19MM | 37MM |
| Mazda | Tribute | 2008-2011 | 3845 | Chrome Dome Top | Ch | 12MM X 1.50 | 19MM | 37MM |
| Mercury | Cougar | 2000-2002 | 3828 | Chrome Acorn | Ch | 12MM X 1.50 | 21MM | 35MM |
| Mercury | Cougar | 2000-2002 | 3837 | Chrome Retainer Wheel Cover Nut | Ch | 12MM X 1.50 | 21MM | 31MM |
| Mercury | Cougar | 2000-2002 | 3863 | Chrome Acorn | Ch | 1/2 X 20 | 13/16" | 1.38" |
| Mercury | Grand Marquis | 2000-2005 | 3802 | Open Standard | Zi | 1/2 X 20 | 13/16" | 0.62" |
| Mercury | Grand Marquis | 2000-2009 | 3814 | Short MAG w/Washer | Ch | 1/2 X 20 | 13/16" | 1.46" |
| Mercury | Grand Marquis | 2000-2005 | 3816 | Long MAG w/Washer | Ch | 1/2 X 20 | 13/16" | 1.67" |
| Mercury | Grand Marquis | 2008-2010 | 3816 | Long MAG w/Washer | Ch | 1/2 X 20 | 13/16" | 1.67" |
| Mercury | Grand Marquis | 2002-2009 | 3825 | Duplex Acorn | Ch | 1/2 X 20 | 7/8" | 1.85" |
| Mercury | Grand Marquis | 2000-2010 | 3826 | Long Duplex MAG w/Washer | Ch | 1/2 X 20 | 7/8" | 1.84" |
| Mercury | Grand Marquis | 2000-2005 | 3860 | Acorn Bulge | Ch | 1/2 X 20 | 13/16" | 0.83" |
| Mercury | Grand Marquis | 2000-2005 | 3863 | Chrome Acorn | Ch | 1/2 X 20 | 13/16" | 1.38" |
| Mercury | Grand Marquis | 2000-2010 | 3870 | Acorn Bulge | Ch | 1/2 X 20 | 13/16" | 1.38" |
| Mercury | Grand Marquis | 2000-2005 | 3874 | Acorn Bulge | Ch | 1/2 X 20 | 13/16" | 1.50" |
| Mercury | Grand Marquis | 2006-2010 | 6115 | Chrome Dome Top | Ch | 1/2 X 20 | 13/16" | 1.50" |
| Mercury | Grand Marquis | 2000-2005 | 6143 | Long MAG w/Washer Lock Nut Use With 3816 | Ch | 1/2 X 20 | Locking Nut | 1.50" |
| Mercury | Grand Marquis | 2008-2010 | 6143 | Long MAG w/Washer Lock Nut Use With 3816 | Ch | 1/2 X 20 | Locking Nut | 1.50" |
| Mercury | Marauder | 2003-2004 | 3802 | Open Standard | Zi | 1/2 X 20 | 13/16" | 0.62" |
| Mercury | Marauder | 2004 | 3814 | Short MAG w/Washer | Ch | 1/2 X 20 | 13/16" | 1.46" |
| Mercury | Marauder | 2003-2004 | 3816 | Long MAG w/Washer | Ch | 1/2 X 20 | 13/16" | 1.67" |
| Mercury | Marauder | 2004 | 3825 | Duplex Acorn | Ch | 1/2 X 20 | 7/8" | 1.85" |
| Mercury | Marauder | 2003-2004 | 3826 | Long Duplex MAG w/Washer | Ch | 1/2 X 20 | 7/8" | 1.84" |
| Mercury | Marauder | 2003-2004 | 3860 | Acorn Bulge | Ch | 1/2 X 20 | 13/16" | 0.83" |
| Mercury | Marauder | 2003-2004 | 3870 | Acorn Bulge | Ch | 1/2 X 20 | 13/16" | 1.38" |
| Mercury | Marauder | 2003-2004 | 3874 | Acorn Bulge | Ch | 1/2 X 20 | 13/16" | 1.50" |
| Mercury | Marauder | 2003-2004 | 6143 | Long MAG w/Washer Lock Nut Use With 3816 | Ch | 1/2 X 20 | Locking Nut | 1.50" |
| Mercury | Mariner | 2007-2010 | 3838 | Open Bulge | Ch | 12MM X 1.50 | 19MM | 21MM |
| Mercury | Mariner | 2005-2010 | 3840 | Zinc Retainer Wheel Cover Nut | Zi | 12MM X 1.50 | 19MM | 28MM |
| Mercury | Mariner | 2006-2011 | 6112 | Acorn Bulge | Ch | 12MM X 1.50 | 19MM | 39MM |
| Mercury | Mariner | 2007-2010 | 6117 | Dome Top Bulge Retainer | Ch | 12MM X 1.50 | 19MM | 35MM |
| Mercury | Mariner | 2007-2010 | 6146 | Short MAG w/Washer | Ch | 12MM X 1.50 | 21MM | 42MM |
| Mercury | Milán | 2007-2010 | 3828 | Chrome Acorn | Ch | 12MM X 1.50 | 21MM | 35MM |
| Mercury | Milán | 2006-2011 | 3844 | Open Bulge | Zi | 12MM X 1.50 | 19MM | 23MM |
| Mercury | Milán | 2007-2011 | 6112 | Acorn Bulge | Ch | 12MM X 1.50 | 19MM | 39MM |
| Mercury | Milán | 2007-2010 | 6117 | Dome Top Bulge Retainer | Ch | 12MM X 1.50 | 19MM | 35MM |
| Mercury | Milán | 2010-2011 | 6121 | Chrome Retainer Wheel Cover Nut | Ch | 12MM X 1.50 | 19MM | 37MM |
| Mercury | Milán | 2007-2010 | 6146 | Short MAG w/Washer | Ch | 12MM X 1.50 | 21MM | 42MM |
| Mercury | Montego | 2005-2007 | 3814 | Short MAG w/Washer | Ch | 1/2 X 20 | 13/16" | 1.46" |
| Mercury | Montego | 2005-2007 | 3816 | Long MAG w/Washer | Ch | 1/2 X 20 | 13/16" | 1.67" |
| Mercury | Montego | 2006-2007 | 3825 | Duplex Acorn | Ch | 1/2 X 20 | 7/8" | 1.85" |
| Mercury | Montego | 2005-2006 | 3852 | Dome Top Bulge | Ch | 1/2 X 20 | 3/4" | 1.57" |
| Mercury | Montego | 2005-2007 | 3870 | Acorn Bulge | Ch | 1/2 X 20 | 13/16" | 1.38" |
| Mercury | Montego | 2005-2007 | 6143 | Long MAG w/Washer Lock Nut Use With 3816 | ch | 1/2 X 20 | Locking Nut | 1.50" |
| Mercury | Monterey | 2004-2007 | 3814 | Short MAG w/Washer | Ch | 1/2 X 20 | 13/16" | 1.46" |
| Mercury | Monterey | 2004-2007 | 3816 | Long MAG w/Washer | Ch | 1/2 X 20 | 13/16" | 1.67" |
| Mercury | Monterey | 2004-2007 | 3825 | Duplex Acorn | Ch | 1/2 X 20 | 7/8" | 1.85" |
| Mercury | Monterey | 2004-2006 | 3852 | Dome Top Bulge | Ch | 1/2 X 20 | 3/4" | 1.57" |
| Mercury | Monterey | 2004-2007 | 3870 | Acorn Bulge | Ch | 1/2 X 20 | 13/16" | 1.38" |
| Mercury | Monterey | 2004-2006 | 6115 | Chrome Dome Top | Ch | 1/2 X 20 | 13/16" | 1.50" |
| Mercury | Monterey | 2004-2007 | 6143 | Long MAG w/Washer Lock Nut Use With 3816 | Ch | 1/2 X 20 | Locking Nut | 1.50" |
| Mercury | Mountaineer | 2002-2010 | 3807 | Acorn Bulge | Ch | 1/2 X 20 | 3/4" | 1.37" |
| Mercury | Mountaineer | 2007-2009 | 3814 | Short MAG w/Washer | Ch | 1/2 X 20 | 13/16" | 1.46" |
| Mercury | Mountaineer | 2000-2005 | 3816 | Long MAG w/Washer | Ch | 1/2 X 20 | 13/16" | 1.67" |
| Mercury | Mountaineer | 2007-2010 | 3816 | Long MAG w/Washer | Ch | 1/2 X 20 | 13/16" | 1.67" |

MERCURY - MITSUBISHI

| MAKE | MODEL | YEAR | PART # | STYLE | FINISH | THREAD | HEX | LENGTH |
|------------|---------------|-----------|--------|--|--------|-------------|-------------|--------|
| Mercury | Mountaineer | 2005-2007 | 3824 | Open Bulge | Ch | 1/2 X 20 | 3/4" | 0.82" |
| Mercury | Mountaineer | 2002-2010 | 3852 | Dome Top Bulge | Ch | 1/2 X 20 | 3/4" | 1.57" |
| Mercury | Mountaineer | 2000 | 3859 | Wheel Cover Retainer | Zi | 1/2 X 20 | 3/4" | 1.25" |
| Mercury | Mountaineer | 2000-2001 | 3859 | Wheel Cover Retainer | Zi | 1/2 X 20 | 3/4" | 1.25" |
| Mercury | Mountaineer | 2001-2002 | 3859 | Wheel Cover Retainer | Zi | 1/2 X 20 | 3/4" | 1.25" |
| Mercury | Mountaineer | 2002-2003 | 3859 | Wheel Cover Retainer | Zi | 1/2 X 20 | 3/4" | 1.25" |
| Mercury | Mountaineer | 2003-2004 | 3859 | Wheel Cover Retainer | Zi | 1/2 X 20 | 3/4" | 1.25" |
| Mercury | Mountaineer | 2004-2005 | 3859 | Wheel Cover Retainer | Zi | 1/2 X 20 | 3/4" | 1.25" |
| Mercury | Mountaineer | 2005-2006 | 3859 | Wheel Cover Retainer | Zi | 1/2 X 20 | 3/4" | 1.25" |
| Mercury | Mountaineer | 2006-2007 | 3859 | Wheel Cover Retainer | Zi | 1/2 X 20 | 3/4" | 1.25" |
| Mercury | Mountaineer | 2007-2008 | 3859 | Wheel Cover Retainer | Zi | 1/2 X 20 | 3/4" | 1.25" |
| Mercury | Mountaineer | 2008-2009 | 3859 | Wheel Cover Retainer | Zi | 1/2 X 20 | 3/4" | 1.25" |
| Mercury | Mountaineer | 2009-2010 | 3859 | Wheel Cover Retainer | Zi | 1/2 X 20 | 3/4" | 1.25" |
| Mercury | Mountaineer | 2000-2005 | 3870 | Acorn Bulge | Ch | 1/2 X 20 | 13/16" | 1.38" |
| Mercury | Mountaineer | 2007-2010 | 3870 | Acorn Bulge | Ch | 1/2 X 20 | 13/16" | 1.38" |
| Mercury | Mountaineer | 2000-2005 | 6143 | Long MAG w/Washer Lock Nut Use With 3816 | Ch | 1/2 X 20 | Locking Nut | 1.50" |
| Mercury | Mountaineer | 2007-2010 | 6143 | Long MAG w/Washer Lock Nut Use With 3816 | Ch | 1/2 X 20 | Locking Nut | 1.50" |
| Mercury | Mystique | 2000 | 3828 | Chrome Acorn | Ch | 12MM X 1.50 | 21MM | 35MM |
| Mercury | Mystique | 2000 | 3844 | Open Bulge | Zi | 12MM X 1.50 | 19MM | 23MM |
| Mercury | Mystique | 2000 | 3845 | Chrome Dome Top | Ch | 12MM X 1.50 | 19MM | 37MM |
| Mercury | Sable | 2008 | 3804 | Open Standard | Zi | 12MM X 1.50 | 19MM | 16MM |
| Mercury | Sable | 2008 | 3814 | Short MAG w/Washer | Ch | 1/2 X 20 | 13/16" | 1.46" |
| Mercury | Sable | 2008-2009 | 3815 | Short MAG w/Washer | Ch | 12MM X 1.25 | 21MM | 37MM |
| Mercury | Sable | 2008 | 3816 | Long MAG w/Washer | Ch | 1/2 X 20 | 13/16" | 1.67" |
| Mercury | Sable | 2008-2009 | 3824 | Open Bulge | Ch | 1/2 X 20 | 3/4" | 0.82" |
| Mercury | Sable | 2008 | 3825 | Duplex Acorn | Ch | 1/2 X 20 | 7/8" | 1.85" |
| Mercury | Sable | 2008 | 3826 | Long Duplex MAG w/Washer | Ch | 1/2 X 20 | 7/8" | 1.84" |
| Mercury | Sable | 2000-2005 | 3844 | Open Bulge | Zi | 12MM X 1.50 | 19MM | 23MM |
| Mercury | Sable | 2000-2005 | 3845 | Chrome Dome Top | Ch | 12MM X 1.50 | 19MM | 37MM |
| Mercury | Sable | 2008-2009 | 3870 | Acorn Bulge | Ch | 1/2 X 20 | 13/16" | 1.38" |
| Mercury | Sable | 2008 | 6143 | Long MAG w/Washer Lock Nut Use With 3816 | Ch | 1/2 X 20 | Locking Nut | 1.50" |
| Mercury | Villager | 2000-2002 | 3801 | Open Standard | Zi | 12MM X 1.25 | 21MM | 16MM |
| Mercury | Villager | 2000-2002 | 3813 | Dome Top Acorn | Ch | 12MM X 1.25 | 21MM | 35MM |
| Mercury | Villager | 2000-2002 | 3815 | Short MAG w/Washer | Ch | 12MM X 1.25 | 21MM | 37MM |
| Mercury | Villager | 2000-2002 | 3831 | Dome Top Acorn Bulge | Ch | 12MM X 1.25 | 21MM | 35MM |
| Mercury | Villager | 2000-2002 | 3836 | Long MAG w/Abs | Ch | 12MM X 1.25 | 21MM | 42MM |
| Mitsubishi | Diamante | 2000-2004 | 3828 | Chrome Acorn | Ch | 12MM X 1.50 | 21MM | 35MM |
| Mitsubishi | Diamante | 2000-2004 | 3848 | Open Bulge | Zi | 12MM X 1.50 | 21MM | 16MM |
| Mitsubishi | Diamante | 2000-2004 | 3861 | Chrome Acorn | Ch | 12MM X 1.50 | 21MM | 38MM |
| Mitsubishi | Diamante | 2000-2003 | 6146 | Short MAG w/Washer | Ch | 12MM X 1.50 | 21MM | 42MM |
| Mitsubishi | Eclipse Cross | 2020-2021 | 3861 | Chrome Acorn | Ch | 12MM X 1.50 | 21MM | 38MM |
| Mitsubishi | Eclipse Cross | 2018-2019 | 6101 | Chrome Retainer Wheel Cover Nut | Ch | 12MM X 1.50 | 19MM | 37MM |
| Mitsubishi | Eclipse | 2000-2012 | 3828 | Chrome Acorn | Ch | 12MM X 1.50 | 21MM | 35MM |
| Mitsubishi | Eclipse | 2007-2010 | 3838 | Open Bulge | Ch | 12MM X 1.50 | 19MM | 21MM |
| Mitsubishi | Eclipse | 2000-2012 | 3848 | Open Bulge | Zi | 12MM X 1.50 | 21MM | 16MM |
| Mitsubishi | Eclipse | 2000-2012 | 3861 | Chrome Acorn | Ch | 12MM X 1.50 | 21MM | 38MM |
| Mitsubishi | Eclipse | 2000-2012 | 6101 | Chrome Retainer Wheel Cover Nut | Ch | 12MM X 1.50 | 19MM | 37MM |
| Mitsubishi | Eclipse | 2007-2010 | 6117 | Dome Top Bulge Retainer | Ch | 12MM X 1.50 | 19MM | 35MM |
| Mitsubishi | Eclipse | 2000-2010 | 6146 | Short MAG w/Washer | Ch | 12MM X 1.50 | 21MM | 42MM |
| Mitsubishi | Endeavor | 2007-2010 | 3828 | Chrome Acorn | Ch | 12MM X 1.50 | 21MM | 35MM |
| Mitsubishi | Endeavor | 2007-2010 | 3838 | Open Bulge | Ch | 12MM X 1.50 | 19MM | 21MM |
| Mitsubishi | Endeavor | 2004-2011 | 3861 | Chrome Acorn | Ch | 12MM X 1.50 | 21MM | 38MM |
| Mitsubishi | Endeavor | 2005-2011 | 6101 | Chrome Retainer Wheel Cover Nut | Ch | 12MM X 1.50 | 19MM | 37MM |
| Mitsubishi | Endeavor | 2007-2008 | 6117 | Dome Top Bulge Retainer | Ch | 12MM X 1.50 | 19MM | 35MM |
| Mitsubishi | Endeavor | 2007-2010 | 6146 | Short MAG w/Washer | Ch | 12MM X 1.50 | 21MM | 42MM |
| Mitsubishi | Galant | 2000-2012 | 3828 | Chrome Acorn | Ch | 12MM X 1.50 | 21MM | 35MM |
| Mitsubishi | Galant | 2007-2011 | 3838 | Open Bulge | Ch | 12MM X 1.50 | 19MM | 21MM |
| Mitsubishi | Galant | 2000-2012 | 3848 | Open Bulge | Zi | 12MM X 1.50 | 21MM | 16MM |
| Mitsubishi | Galant | 2000-2012 | 3861 | Chrome Acorn | Ch | 12MM X 1.50 | 21MM | 38MM |
| Mitsubishi | Galant | 2000-2012 | 6101 | Chrome Retainer Wheel Cover Nut | Ch | 12MM X 1.50 | 19MM | 37MM |
| Mitsubishi | Galant | 2007-2011 | 6117 | Dome Top Bulge Retainer | Ch | 12MM X 1.50 | 19MM | 35MM |
| Mitsubishi | Galant | 2000-2003 | 6146 | Short MAG w/Washer | Ch | 12MM X 1.50 | 21MM | 42MM |
| Mitsubishi | Galant | 2007-2011 | 6146 | Short MAG w/Washer | Ch | 12MM X 1.50 | 21MM | 42MM |
| Mitsubishi | i-MiEV | 2012 | 3848 | Open Bulge | Zi | 12MM X 1.50 | 21MM | 16MM |
| Mitsubishi | i-MiEV | 2014 | 3848 | Open Bulge | Zi | 12MM X 1.50 | 21MM | 16MM |
| Mitsubishi | L200 (Mexico) | 2020-2022 | 3861 | Chrome Acorn | Ch | 12MM X 1.50 | 21MM | 38MM |
| Mitsubishi | Lancer | 2002-2015 | 3828 | Chrome Acorn | Ch | 12MM X 1.50 | 21MM | 35MM |
| Mitsubishi | Lancer | 2007-2011 | 3838 | Open Bulge | Ch | 12MM X 1.50 | 19MM | 21MM |

| MAKE | MODEL | YEAR | PART # | STYLE | FINISH | THREAD | HEX | LENGTH |
|------------|------------------------|-----------|--------|---------------------------------|--------|-------------|-------------|--------|
| Mitsubishi | Lancer | 2002-2015 | 3848 | Open Bulge | Zi | 12MM X 1.50 | 21MM | 16MM |
| Mitsubishi | Lancer | 2007-2017 | 3861 | Chrome Acorn | Ch | 12MM X 1.50 | 21MM | 38MM |
| Mitsubishi | Lancer | 2002-2006 | 3869 | Chrome Acorn | Ch | 12MM X 1.50 | 21MM | 26MM |
| Mitsubishi | Lancer | 2002-2017 | 6101 | Chrome Retainer Wheel Cover Nut | Ch | 12MM X 1.50 | 19MM | 37MM |
| Mitsubishi | Lancer | 2007-2011 | 6117 | Dome Top Bulge Retainer | Ch | 12MM X 1.50 | 19MM | 35MM |
| Mitsubishi | Lancer | 2007-2011 | 6146 | Short MAG w/Washer | Ch | 12MM X 1.50 | 21MM | 42MM |
| Mitsubishi | Mirage G4 | 2020-2022 | 3848 | Open Bulge | Zi | 12MM X 1.50 | 21MM | 16MM |
| Mitsubishi | Mirage | 2000-2002 | 3848 | Open Bulge | Zi | 12MM X 1.50 | 21MM | 16MM |
| Mitsubishi | Mirage | 2014-2020 | 3848 | Open Bulge | Zi | 12MM X 1.50 | 21MM | 16MM |
| Mitsubishi | Mirage | 2020-2022 | 3848 | Open Bulge | Zi | 12MM X 1.50 | 21MM | 16MM |
| Mitsubishi | Mirage | 2000-2002 | 3869 | Chrome Acorn | Ch | 12MM X 1.50 | 21MM | 26MM |
| Mitsubishi | Montero Sport (Mexico) | 2020-2022 | 3861 | Chrome Acorn | Ch | 12MM X 1.50 | 21MM | 38MM |
| Mitsubishi | Montero Sport | 2000-2004 | 3861 | Chrome Acorn | Ch | 12MM X 1.50 | 21MM | 38MM |
| Mitsubishi | Montero Sport | 2000-2004 | 3869 | Chrome Acorn | Ch | 12MM X 1.50 | 21MM | 26MM |
| Mitsubishi | Montero Sport | 2001-2004 | 6101 | Chrome Retainer Wheel Cover Nut | Ch | 12MM X 1.50 | 19MM | 37MM |
| Mitsubishi | Montero Sport | 2000 | 6140 | Chrome MAG | Ch | 12MM X 1.50 | 21MM | 36MM |
| Mitsubishi | Montero | 2000-2006 | 3861 | Chrome Acorn | Ch | 12MM X 1.50 | 21MM | 38MM |
| Mitsubishi | Montero | 2000 | 3869 | Chrome Acorn | Ch | 12MM X 1.50 | 21MM | 26MM |
| Mitsubishi | Montero | 2001-2005 | 6101 | Chrome Retainer Wheel Cover Nut | Ch | 12MM X 1.50 | 19MM | 37MM |
| Mitsubishi | Montero | 2000 | 6146 | Short MAG w/Washer | Ch | 12MM X 1.50 | 21MM | 42MM |
| Mitsubishi | Outlander (Mexico) | 2021 | 3861 | Chrome Acorn | Ch | 12MM X 1.50 | 21MM | 38MM |
| Mitsubishi | Outlander PHEV | 2020-2022 | 3861 | Chrome Acorn | Ch | 12MM X 1.50 | 21MM | 38MM |
| Mitsubishi | Outlander PHEV | 2018 | 6101 | Chrome Retainer Wheel Cover Nut | Ch | 12MM X 1.50 | 19MM | 37MM |
| Mitsubishi | Outlander Sport | 2011-2015 | 3848 | Open Bulge | Zi | 12MM X 1.50 | 21MM | 16MM |
| Mitsubishi | Outlander Sport | 2011-2017 | 3861 | Chrome Acorn | Ch | 12MM X 1.50 | 21MM | 38MM |
| Mitsubishi | Outlander Sport | 2020-2022 | 3861 | Chrome Acorn | Ch | 12MM X 1.50 | 21MM | 38MM |
| Mitsubishi | Outlander Sport | 2011-2018 | 6101 | Chrome Retainer Wheel Cover Nut | Ch | 12MM X 1.50 | 19MM | 37MM |
| Mitsubishi | Outlander | 2007-2011 | 3838 | Open Bulge | Ch | 12MM X 1.50 | 19MM | 21MM |
| Mitsubishi | Outlander | 2011-2015 | 3848 | Open Bulge | Zi | 12MM X 1.50 | 21MM | 16MM |
| Mitsubishi | Outlander | 2003-2017 | 3861 | Chrome Acorn | Ch | 12MM X 1.50 | 21MM | 38MM |
| Mitsubishi | Outlander | 2020 | 3861 | Chrome Acorn | Ch | 12MM X 1.50 | 21MM | 38MM |
| Mitsubishi | Outlander | 2022 | 3861 | Chrome Acorn | Ch | 12MM X 1.50 | 21MM | 38MM |
| Mitsubishi | Outlander | 2003-2006 | 3869 | Chrome Acorn | Ch | 12MM X 1.50 | 21MM | 26MM |
| Mitsubishi | Outlander | 2003-2018 | 6101 | Chrome Retainer Wheel Cover Nut | Ch | 12MM X 1.50 | 19MM | 37MM |
| Mitsubishi | Outlander | 2007-2011 | 6117 | Dome Top Bulge Retainer | Ch | 12MM X 1.50 | 19MM | 35MM |
| Mitsubishi | Outlander | 2007-2011 | 6146 | Short MAG w/Washer | Ch | 12MM X 1.50 | 21MM | 42MM |
| Mitsubishi | Raider | 2006-2009 | 3851 | Acorn Bulge | Ch | 9/16 X 18 | 7/8" | 1.50" |
| Mitsubishi | Raider | 2006-2008 | 3861 | Chrome Acorn | Ch | 12MM X 1.50 | 21MM | 38MM |
| Mitsubishi | RVR | 2020-2022 | 3848 | Open Bulge | Zi | 12MM X 1.50 | 21MM | 16MM |
| Mitsubishi | RVR | 2011-2017 | 3861 | Chrome Acorn | Ch | 12MM X 1.50 | 21MM | 38MM |
| Mitsubishi | RVR | 2020-2022 | 3861 | Chrome Acorn | Ch | 12MM X 1.50 | 21MM | 38MM |
| Mitsubishi | RVR | 2011-2018 | 6101 | Chrome Retainer Wheel Cover Nut | Ch | 12MM X 1.50 | 19MM | 37MM |
| Mitsubishi | Xpander (Mexico) | 2022 | 3861 | Chrome Acorn | Ch | 12MM X 1.50 | 21MM | 38MM |
| Nissan | 350Z | 2003-2009 | 3813 | Dome Top Acorn | Ch | 12MM X 1.25 | 21MM | 35MM |
| Nissan | 350Z | 2003-2009 | 3815 | Short MAG w/Washer | Ch | 12MM X 1.25 | 21MM | 37MM |
| Nissan | 350Z | 2003-2009 | 3836 | Long MAG w/Abs | Ch | 12MM X 1.25 | 21MM | 42MM |
| Nissan | 350Z | 2003-2009 | 3881 | Acorn Bulge | Ch | 14MM X 2.0 | 19MM | 50MM |
| Nissan | 350Z | 2003-2009 | 6136 | Chrome Acorn | Ch | 12MM X 1.25 | 21MM | 42MM |
| Nissan | 370Z | 2010 | 3813 | Dome Top Acorn | Ch | 12MM X 1.25 | 21MM | 35MM |
| Nissan | 370Z | 2012 | 3813 | Dome Top Acorn | Ch | 12MM X 1.25 | 21MM | 35MM |
| Nissan | 370Z | 2009-2013 | 3815 | Short MAG w/Washer | Ch | 12MM X 1.25 | 21MM | 37MM |
| Nissan | 370Z | 2010 | 3831 | Dome Top Acorn Bulge | Ch | 12MM X 1.25 | 21MM | 35MM |
| Nissan | 370Z | 2012 | 3831 | Dome Top Acorn Bulge | Ch | 12MM X 1.25 | 21MM | 35MM |
| Nissan | 370Z | 2010 | 3836 | Long MAG w/Abs | Ch | 12MM X 1.25 | 21MM | 42MM |
| Nissan | 370Z | 2012 | 3836 | Long MAG w/Abs | Ch | 12MM X 1.25 | 21MM | 42MM |
| Nissan | 370Z | 2009-2013 | 3885 | Short MAG w/Washer | Ch | 12MM X 1.25 | 21MM | 38MM |
| Nissan | 370Z | 2015 | 3885 | Short MAG w/Washer | Ch | 12MM X 1.25 | 21MM | 38MM |
| Nissan | 370Z | 2009-2015 | 3894 | Chrome Dome Top | Ch | 12MM X 1.25 | 21MM | 36MM |
| Nissan | 370Z | 2009-2013 | 6144 | Short Locking MAG w/Washer | Ch | 12MM X 1.25 | Locking Nut | 36MM |
| Nissan | 370Z | 2015 | 6144 | Short Locking MAG w/Washer | Ch | 12MM X 1.25 | Locking Nut | 36MM |
| Nissan | Altima | 2000-2001 | 3801 | Open Standard | Zi | 12MM X 1.25 | 21MM | 16MM |
| Nissan | Altima | 2000-2012 | 3813 | Dome Top Acorn | Ch | 12MM X 1.25 | 21MM | 35MM |
| Nissan | Altima | 2000-2012 | 3815 | Short MAG w/Washer | Ch | 12MM X 1.25 | 21MM | 37MM |
| Nissan | Altima | 2000-2012 | 3831 | Dome Top Acorn Bulge | Ch | 12MM X 1.25 | 21MM | 35MM |
| Nissan | Altima | 2000-2011 | 3836 | Long MAG w/Abs | Ch | 12MM X 1.25 | 21MM | 42MM |
| Nissan | Altima | 2000-2018 | 3850 | Dome Top Acorn | Ch | 12MM X 1.25 | 21MM | 29MM |
| Nissan | Altima | 2002-2012 | 3881 | Acorn Bulge | Ch | 14MM X 2.0 | 19MM | 50MM |
| Nissan | Altima | 2002-2012 | 3894 | Chrome Dome Top | Ch | 12MM X 1.25 | 21MM | 36MM |

NISSAN

| MAKE | MODEL | YEAR | PART # | STYLE | FINISH | THREAD | HEX | LENGTH |
|--------|-----------------|-----------|--------|----------------------|--------|-------------|------|--------|
| Nissan | Armada | 2005-2010 | 3813 | Dome Top Acorn | Ch | 12MM X 1.25 | 21MM | 35MM |
| Nissan | Armada | 2005-2010 | 3815 | Short MAG w/Washer | Ch | 12MM X 1.25 | 21MM | 37MM |
| Nissan | Armada | 2005-2009 | 3831 | Dome Top Acorn Bulge | Ch | 12MM X 1.25 | 21MM | 35MM |
| Nissan | Armada | 2005-2010 | 3836 | Long MAG w/Abs | Ch | 12MM X 1.25 | 21MM | 42MM |
| Nissan | Armada | 2012 | 3836 | Long MAG w/Abs | Ch | 12MM X 1.25 | 21MM | 42MM |
| Nissan | Armada | 2005-2015 | 3850 | Dome Top Acorn | Ch | 12MM X 1.25 | 21MM | 29MM |
| Nissan | Cube | 2009-2012 | 3813 | Dome Top Acorn | Ch | 12MM X 1.25 | 21MM | 35MM |
| Nissan | Cube | 2009-2012 | 3815 | Short MAG w/Washer | Ch | 12MM X 1.25 | 21MM | 37MM |
| Nissan | Cube | 2009-2012 | 3831 | Dome Top Acorn Bulge | Ch | 12MM X 1.25 | 21MM | 35MM |
| Nissan | Cube | 2009-2012 | 3836 | Long MAG w/Abs | Ch | 12MM X 1.25 | 21MM | 42MM |
| Nissan | Cube | 2009-2014 | 3850 | Dome Top Acorn | Ch | 12MM X 1.25 | 21MM | 29MM |
| Nissan | Cube | 2009-2014 | 3881 | Acorn Bulge | Ch | 14MM X 2.0 | 19MM | 50MM |
| Nissan | Frontier | 2005-2010 | 3813 | Dome Top Acorn | Ch | 12MM X 1.25 | 21MM | 35MM |
| Nissan | Frontier | 2012 | 3813 | Dome Top Acorn | Ch | 12MM X 1.25 | 21MM | 35MM |
| Nissan | Frontier | 2000-2010 | 3815 | Short MAG w/Washer | Ch | 12MM X 1.25 | 21MM | 37MM |
| Nissan | Frontier | 2005-2010 | 3831 | Dome Top Acorn Bulge | Ch | 12MM X 1.25 | 21MM | 35MM |
| Nissan | Frontier | 2012 | 3831 | Dome Top Acorn Bulge | Ch | 12MM X 1.25 | 21MM | 35MM |
| Nissan | Frontier | 2000-2012 | 3836 | Long MAG w/Abs | Ch | 12MM X 1.25 | 21MM | 42MM |
| Nissan | Frontier | 2000-2018 | 3850 | Dome Top Acorn | Ch | 12MM X 1.25 | 21MM | 29MM |
| Nissan | Frontier | 2021 | 3850 | Dome Top Acorn | Ch | 12MM X 1.25 | 21MM | 29MM |
| Nissan | Frontier | 2021 | 3850 | Dome Top Acorn | Ch | 12MM X 1.25 | 21MM | 29MM |
| Nissan | Frontier | 2021 | 3850 | Dome Top Acorn | Ch | 12MM X 1.25 | 21MM | 29MM |
| Nissan | Frontier | 2005-2012 | 3881 | Acorn Bulge | Ch | 14MM X 2.0 | 19MM | 50MM |
| Nissan | Frontier | 2002-2017 | 3894 | Chrome Dome Top | Ch | 12MM X 1.25 | 21MM | 36MM |
| Nissan | Frontier | 2006-2010 | 6136 | Chrome Acorn | Ch | 12MM X 1.25 | 21MM | 42MM |
| Nissan | GT-R | 2009-2010 | 3813 | Dome Top Acorn | Ch | 12MM X 1.25 | 21MM | 35MM |
| Nissan | GT-R | 2012 | 3813 | Dome Top Acorn | Ch | 12MM X 1.25 | 21MM | 35MM |
| Nissan | GT-R | 2009-2010 | 3815 | Short MAG w/Washer | Ch | 12MM X 1.25 | 21MM | 37MM |
| Nissan | GT-R | 2012 | 3815 | Short MAG w/Washer | Ch | 12MM X 1.25 | 21MM | 37MM |
| Nissan | GT-R | 2009-2010 | 3831 | Dome Top Acorn Bulge | Ch | 12MM X 1.25 | 21MM | 35MM |
| Nissan | GT-R | 2012 | 3831 | Dome Top Acorn Bulge | Ch | 12MM X 1.25 | 21MM | 35MM |
| Nissan | GT-R | 2009-2015 | 3836 | Long MAG w/Abs | Ch | 12MM X 1.25 | 21MM | 42MM |
| Nissan | GT-R | 2009-2015 | 3850 | Dome Top Acorn | Ch | 12MM X 1.25 | 21MM | 29MM |
| Nissan | GT-R | 2020 | 3850 | Dome Top Acorn | Ch | 12MM X 1.25 | 21MM | 29MM |
| Nissan | GT-R | 2020-2021 | 3850 | Dome Top Acorn | Ch | 12MM X 1.25 | 21MM | 29MM |
| Nissan | GT-R | 2009-2015 | 3881 | Acorn Bulge | Ch | 14MM X 2.0 | 19MM | 50MM |
| Nissan | Juke | 2011-2012 | 3813 | Dome Top Acorn | Ch | 12MM X 1.25 | 21MM | 35MM |
| Nissan | Juke | 2011-2012 | 3815 | Short MAG w/Washer | Ch | 12MM X 1.25 | 21MM | 37MM |
| Nissan | Juke | 2011-2012 | 3831 | Dome Top Acorn Bulge | Ch | 12MM X 1.25 | 21MM | 35MM |
| Nissan | Juke | 2011-2015 | 3836 | Long MAG w/Abs | Ch | 12MM X 1.25 | 21MM | 42MM |
| Nissan | Juke | 2011-2015 | 3850 | Dome Top Acorn | Ch | 12MM X 1.25 | 21MM | 29MM |
| Nissan | Juke | 2011-2015 | 3881 | Acorn Bulge | Ch | 14MM X 2.0 | 19MM | 50MM |
| Nissan | Kicks | 2018 | 3850 | Dome Top Acorn | Ch | 12MM X 1.25 | 21MM | 29MM |
| Nissan | Leaf | 2011-2013 | 3813 | Dome Top Acorn | Ch | 12MM X 1.25 | 21MM | 35MM |
| Nissan | Leaf | 2011-2012 | 3815 | Short MAG w/Washer | Ch | 12MM X 1.25 | 21MM | 37MM |
| Nissan | Leaf | 2011-2012 | 3831 | Dome Top Acorn Bulge | Ch | 12MM X 1.25 | 21MM | 35MM |
| Nissan | Leaf | 2011-2013 | 3836 | Long MAG w/Abs | Ch | 12MM X 1.25 | 21MM | 42MM |
| Nissan | Leaf | 2014-2019 | 3850 | Dome Top Acorn | Ch | 12MM X 1.25 | 21MM | 29MM |
| Nissan | Leaf | 2011-2013 | 3881 | Acorn Bulge | Ch | 14MM X 2.0 | 19MM | 50MM |
| Nissan | Maxima (Mexico) | 2015 | 3894 | Chrome Dome Top | Ch | 12MM X 1.25 | 21MM | 36MM |
| Nissan | Maxima | 2000-2001 | 3801 | Open Standard | Zi | 12MM X 1.25 | 21MM | 16MM |
| Nissan | Maxima | 2009-2014 | 3801 | Open Standard | Zi | 12MM X 1.25 | 21MM | 16MM |
| Nissan | Maxima | 2000-2008 | 3813 | Dome Top Acorn | Ch | 12MM X 1.25 | 21MM | 35MM |
| Nissan | Maxima | 2012 | 3813 | Dome Top Acorn | Ch | 12MM X 1.25 | 21MM | 35MM |
| Nissan | Maxima | 2012 | 3815 | Short MAG w/Washer | Ch | 12MM X 1.25 | 21MM | 37MM |
| Nissan | Maxima | 2000-2008 | 3831 | Dome Top Acorn Bulge | Ch | 12MM X 1.25 | 21MM | 35MM |
| Nissan | Maxima | 2012 | 3831 | Dome Top Acorn Bulge | Ch | 12MM X 1.25 | 21MM | 35MM |
| Nissan | Maxima | 2000-2008 | 3836 | Long MAG w/Abs | Ch | 12MM X 1.25 | 21MM | 42MM |
| Nissan | Maxima | 2012 | 3836 | Long MAG w/Abs | Ch | 12MM X 1.25 | 21MM | 42MM |
| Nissan | Maxima | 2000-2014 | 3850 | Dome Top Acorn | Ch | 12MM X 1.25 | 21MM | 29MM |
| Nissan | Maxima | 2000-2008 | 3881 | Acorn Bulge | Ch | 14MM X 2.0 | 19MM | 50MM |
| Nissan | Maxima | 2012 | 3881 | Acorn Bulge | Ch | 14MM X 2.0 | 19MM | 50MM |
| Nissan | Maxima | 2012-2013 | 3885 | Short MAG w/Washer | Ch | 12MM X 1.25 | 21MM | 38MM |
| Nissan | Maxima | 2016-2017 | 3885 | Short MAG w/Washer | Ch | 12MM X 1.25 | 21MM | 38MM |
| Nissan | Maxima | 2012-2014 | 3894 | Chrome Dome Top | Ch | 12MM X 1.25 | 21MM | 36MM |
| Nissan | Maxima | 2016-2020 | 3894 | Chrome Dome Top | Ch | 12MM X 1.25 | 21MM | 36MM |
| Nissan | Maxima | 2022 | 3894 | Chrome Dome Top | Ch | 12MM X 1.25 | 21MM | 36MM |

| MAKE | MODEL | YEAR | PART # | STYLE | FINISH | THREAD | HEX | LENGTH |
|--------|-------------------------|-----------|--------|----------------------------|--------|-------------|-------------|--------|
| Nissan | Maxima | 2012-2013 | 6144 | Short Locking MAG w/Washer | Ch | 12MM X 1.25 | Locking Nut | 36MM |
| Nissan | Micra | 2005-2007 | 3836 | Long MAG w/Abs | Ch | 12MM X 1.25 | 21MM | 42MM |
| Nissan | Micra | 2015-2017 | 3836 | Long MAG w/Abs | Ch | 12MM X 1.25 | 21MM | 42MM |
| Nissan | Murano | 2003-2005 | 3801 | Open Standard | Zi | 12MM X 1.25 | 21MM | 16MM |
| Nissan | Murano | 2003-2014 | 3813 | Dome Top Acorn | Ch | 12MM X 1.25 | 21MM | 35MM |
| Nissan | Murano | 2003-2007 | 3831 | Dome Top Acorn Bulge | Ch | 12MM X 1.25 | 21MM | 35MM |
| Nissan | Murano | 2009-2012 | 3831 | Dome Top Acorn Bulge | Ch | 12MM X 1.25 | 21MM | 35MM |
| Nissan | Murano | 2003-2019 | 3836 | Long MAG w/Abs | Ch | 12MM X 1.25 | 21MM | 42MM |
| Nissan | Murano | 2015-2017 | 3850 | Dome Top Acorn | Ch | 12MM X 1.25 | 21MM | 29MM |
| Nissan | Murano | 2003-2014 | 3881 | Acorn Bulge | Ch | 14MM X 2.0 | 19MM | 50MM |
| Nissan | Murano | 2019-2020 | 3894 | Chrome Dome Top | Ch | 12MM X 1.25 | 21MM | 36MM |
| Nissan | Murano | 2022 | 3894 | Chrome Dome Top | Ch | 12MM X 1.25 | 21MM | 36MM |
| Nissan | NP300 (Mexico) | 2020-2022 | 3801 | Open Standard | Zi | 12MM X 1.25 | 21MM | 16MM |
| Nissan | NP300 (Mexico) | 2020-2021 | 3850 | Dome Top Acorn | Ch | 12MM X 1.25 | 21MM | 29MM |
| Nissan | NP300 Frontier (Mexico) | 2020 | 3850 | Dome Top Acorn | Ch | 12MM X 1.25 | 21MM | 29MM |
| Nissan | NV350 Urvan (Mexico) | 2020-2022 | 3801 | Open Standard | Zi | 12MM X 1.25 | 21MM | 16MM |
| Nissan | NV350 Urvan (Mexico) | 2020-2022 | 3850 | Dome Top Acorn | Ch | 12MM X 1.25 | 21MM | 29MM |
| Nissan | Pathfinder | 2000-2004 | 3801 | Open Standard | Zi | 12MM X 1.25 | 21MM | 16MM |
| Nissan | Pathfinder | 2000-2010 | 3813 | Dome Top Acorn | Ch | 12MM X 1.25 | 21MM | 35MM |
| Nissan | Pathfinder | 2002-2005 | 3831 | Dome Top Acorn Bulge | Ch | 12MM X 1.25 | 21MM | 35MM |
| Nissan | Pathfinder | 2007-2010 | 3831 | Dome Top Acorn Bulge | Ch | 12MM X 1.25 | 21MM | 35MM |
| Nissan | Pathfinder | 2000-2010 | 3836 | Long MAG w/Abs | Ch | 12MM X 1.25 | 21MM | 42MM |
| Nissan | Pathfinder | 2000-2016 | 3850 | Dome Top Acorn | Ch | 12MM X 1.25 | 21MM | 29MM |
| Nissan | Pathfinder | 2000-2013 | 3881 | Acorn Bulge | Ch | 14MM X 2.0 | 19MM | 50MM |
| Nissan | Pathfinder | 2016-2017 | 3885 | Short MAG w/Washer | Ch | 12MM X 1.25 | 21MM | 38MM |
| Nissan | Pathfinder | 2007-2010 | 3894 | Chrome Dome Top | Ch | 12MM X 1.25 | 21MM | 36MM |
| Nissan | Pathfinder | 2017-2020 | 3894 | Chrome Dome Top | Ch | 12MM X 1.25 | 21MM | 36MM |
| Nissan | Pathfinder | 2022 | 3894 | Chrome Dome Top | Ch | 12MM X 1.25 | 21MM | 36MM |
| Nissan | Pathfinder | 2000-2006 | 6136 | Chrome Acorn | Ch | 12MM X 1.25 | 21MM | 42MM |
| Nissan | Pickup | 2000-2010 | 3801 | Open Standard | Zi | 12MM X 1.25 | 21MM | 16MM |
| Nissan | Pickup | 2000-2010 | 3850 | Dome Top Acorn | Ch | 12MM X 1.25 | 21MM | 29MM |
| Nissan | Qashqai | 2017-2018 | 3801 | Open Standard | Zi | 12MM X 1.25 | 21MM | 16MM |
| Nissan | Qashqai | 2020-2022 | 3801 | Open Standard | Zi | 12MM X 1.25 | 21MM | 16MM |
| Nissan | Qashqai | 2017-2018 | 3850 | Dome Top Acorn | Ch | 12MM X 1.25 | 21MM | 29MM |
| Nissan | Quest | 2000-2002 | 3801 | Open Standard | Zi | 12MM X 1.25 | 21MM | 16MM |
| Nissan | Quest | 2004-2009 | 3801 | Open Standard | Zi | 12MM X 1.25 | 21MM | 16MM |
| Nissan | Quest | 2011-2015 | 3801 | Open Standard | Zi | 12MM X 1.25 | 21MM | 16MM |
| Nissan | Quest | 2000-2002 | 3813 | Dome Top Acorn | Ch | 12MM X 1.25 | 21MM | 35MM |
| Nissan | Quest | 2004-2008 | 3813 | Dome Top Acorn | Ch | 12MM X 1.25 | 21MM | 35MM |
| Nissan | Quest | 2004-2009 | 3831 | Dome Top Acorn Bulge | Ch | 12MM X 1.25 | 21MM | 35MM |
| Nissan | Quest | 2012 | 3831 | Dome Top Acorn Bulge | Ch | 12MM X 1.25 | 21MM | 35MM |
| Nissan | Quest | 2000-2002 | 3836 | Long MAG w/Abs | Ch | 12MM X 1.25 | 21MM | 42MM |
| Nissan | Quest | 2004-2009 | 3836 | Long MAG w/Abs | Ch | 12MM X 1.25 | 21MM | 42MM |
| Nissan | Quest | 2011-2015 | 3836 | Long MAG w/Abs | Ch | 12MM X 1.25 | 21MM | 42MM |
| Nissan | Quest | 2000-2002 | 3881 | Acorn Bulge | Ch | 14MM X 2.0 | 19MM | 50MM |
| Nissan | Quest | 2004-2009 | 3881 | Acorn Bulge | Ch | 14MM X 2.0 | 19MM | 50MM |
| Nissan | Quest | 2011-2015 | 3881 | Acorn Bulge | Ch | 14MM X 2.0 | 19MM | 50MM |
| Nissan | Quest | 2004-2009 | 3894 | Chrome Dome Top | Ch | 12MM X 1.25 | 21MM | 36MM |
| Nissan | Quest | 2011 | 3894 | Chrome Dome Top | Ch | 12MM X 1.25 | 21MM | 36MM |
| Nissan | Rogue Select | 2014-2015 | 3881 | Acorn Bulge | Ch | 14MM X 2.0 | 19MM | 50MM |
| Nissan | Rogue Sport | 2017-2018 | 3801 | Open Standard | Zi | 12MM X 1.25 | 21MM | 16MM |
| Nissan | Rogue Sport | 2021 | 3801 | Open Standard | Zi | 12MM X 1.25 | 21MM | 16MM |
| Nissan | Rogue Sport | 2017 | 3850 | Dome Top Acorn | Ch | 12MM X 1.25 | 21MM | 29MM |
| Nissan | Rogue Sport | 2021 | 3850 | Dome Top Acorn | Ch | 12MM X 1.25 | 21MM | 29MM |
| Nissan | Rogue | 2014-2017 | 3801 | Open Standard | Zi | 12MM X 1.25 | 21MM | 16MM |
| Nissan | Rogue | 2017-2018 | 3801 | Open Standard | Zi | 12MM X 1.25 | 21MM | 16MM |
| Nissan | Rogue | 2021 | 3801 | Open Standard | Zi | 12MM X 1.25 | 21MM | 16MM |
| Nissan | Rogue | 2021-2022 | 3801 | Open Standard | Zi | 12MM X 1.25 | 21MM | 16MM |
| Nissan | Rogue | 2008-2015 | 3836 | Long MAG w/Abs | Ch | 12MM X 1.25 | 21MM | 42MM |
| Nissan | Rogue | 2013 | 3850 | Dome Top Acorn | Ch | 12MM X 1.25 | 21MM | 29MM |
| Nissan | Rogue | 2017-2018 | 3850 | Dome Top Acorn | Ch | 12MM X 1.25 | 21MM | 29MM |
| Nissan | Rogue | 2020 | 3850 | Dome Top Acorn | Ch | 12MM X 1.25 | 21MM | 29MM |
| Nissan | Rogue | 2020-2021 | 3850 | Dome Top Acorn | Ch | 12MM X 1.25 | 21MM | 29MM |
| Nissan | Rogue | 2021 | 3850 | Dome Top Acorn | Ch | 12MM X 1.25 | 21MM | 29MM |
| Nissan | Rogue | 2021 | 3850 | Dome Top Acorn | Ch | 12MM X 1.25 | 21MM | 29MM |
| Nissan | Rogue | 2021 | 3850 | Dome Top Acorn | Ch | 12MM X 1.25 | 21MM | 29MM |
| Nissan | Rogue | 2021 | 3850 | Dome Top Acorn | Ch | 12MM X 1.25 | 21MM | 29MM |
| Nissan | Rogue | 2021-2022 | 3850 | Dome Top Acorn | Ch | 12MM X 1.25 | 21MM | 29MM |
| Nissan | Rogue | 2022 | 3850 | Dome Top Acorn | Ch | 12MM X 1.25 | 21MM | 29MM |

NISSAN - OLDSMOBILE - PLYMOUTH - PONTIAC

| MAKE | MODEL | YEAR | PART # | STYLE | FINISH | THREAD | HEX | LENGTH |
|---------------|------------------|-----------|--------|--|--------|-------------|------|---------|
| Nissan | Rogue | 2022 | 3850 | Dome Top Acorn | Ch | 12MM X 1.25 | 21MM | 29MM |
| Nissan | Rogue | 2008-2015 | 3881 | Acorn Bulge | Ch | 14MM X 2.0 | 19MM | 50MM |
| Nissan | Sentra | 2002-2017 | 3801 | Open Standard | Zi | 12MM X 1.25 | 21MM | 16MM |
| Nissan | Sentra | 2000-2012 | 3813 | Dome Top Acorn | Ch | 12MM X 1.25 | 21MM | 35MM |
| Nissan | Sentra | 2000-2012 | 3815 | Short MAG w/Washer | Ch | 12MM X 1.25 | 21MM | 37MM |
| Nissan | Sentra | 2000-2012 | 3831 | Dome Top Acorn Bulge | Ch | 12MM X 1.25 | 21MM | 35MM |
| Nissan | Sentra | 2000-2012 | 3836 | Long MAG w/Abs | Ch | 12MM X 1.25 | 21MM | 42MM |
| Nissan | Sentra | 2001-2018 | 3850 | Dome Top Acorn | Ch | 12MM X 1.25 | 21MM | 29MM |
| Nissan | Sentra | 2007-2013 | 3881 | Acorn Bulge | Ch | 14MM X 2.0 | 19MM | 50MM |
| Nissan | Sentra | 2007-2013 | 3894 | Chrome Dome Top | Ch | 12MM X 1.25 | 21MM | 36MM |
| Nissan | Titan | 2004-2012 | 3813 | Dome Top Acorn | Ch | 12MM X 1.25 | 21MM | 35MM |
| Nissan | Titan | 2004-2012 | 3815 | Short MAG w/Washer | Ch | 12MM X 1.25 | 21MM | 37MM |
| Nissan | Titan | 2004-2012 | 3831 | Dome Top Acorn Bulge | Ch | 12MM X 1.25 | 21MM | 35MM |
| Nissan | Titan | 2004-2012 | 3836 | Long MAG w/Abs | Ch | 12MM X 1.25 | 21MM | 42MM |
| Nissan | Titan | 2004-2010 | 3850 | Dome Top Acorn | Ch | 12MM X 1.25 | 21MM | 29MM |
| Nissan | Titan | 2012-2015 | 3850 | Dome Top Acorn | Ch | 12MM X 1.25 | 21MM | 29MM |
| Nissan | Titan | 2017-2018 | 3850 | Dome Top Acorn | Ch | 12MM X 1.25 | 21MM | 29MM |
| Nissan | Titan | 2004-2010 | 3881 | Acorn Bulge | Ch | 14MM X 2.0 | 19MM | 50MM |
| Nissan | Titan | 2004-2015 | 3894 | Chrome Dome Top | Ch | 12MM X 1.25 | 21MM | 36MM |
| Nissan | Versa Note | 2014-2017 | 3801 | Open Standard | Zi | 12MM X 1.25 | 21MM | 16MM |
| Nissan | Versa Note | 2014-2018 | 3850 | Dome Top Acorn | Ch | 12MM X 1.25 | 21MM | 29MM |
| Nissan | Versa | 2007-2017 | 3801 | Open Standard | Zi | 12MM X 1.25 | 21MM | 16MM |
| Nissan | Versa | 2007-2010 | 3813 | Dome Top Acorn | Ch | 12MM X 1.25 | 21MM | 35MM |
| Nissan | Versa | 2012 | 3813 | Dome Top Acorn | Ch | 12MM X 1.25 | 21MM | 35MM |
| Nissan | Versa | 2007-2012 | 3815 | Short MAG w/Washer | Ch | 12MM X 1.25 | 21MM | 37MM |
| Nissan | Versa | 2007-2012 | 3831 | Dome Top Acorn Bulge | Ch | 12MM X 1.25 | 21MM | 35MM |
| Nissan | Versa | 2007-2017 | 3836 | Long MAG w/Abs | Ch | 12MM X 1.25 | 21MM | 42MM |
| Nissan | Versa | 2007-2018 | 3850 | Dome Top Acorn | Ch | 12MM X 1.25 | 21MM | 29MM |
| Nissan | Versa | 2007-2017 | 3881 | Acorn Bulge | Ch | 14MM X 2.0 | 19MM | 50MM |
| Nissan | Xterra | 2000-2012 | 3813 | Dome Top Acorn | Ch | 12MM X 1.25 | 21MM | 35MM |
| Nissan | Xterra | 2000-2012 | 3815 | Short MAG w/Washer | Ch | 12MM X 1.25 | 21MM | 37MM |
| Nissan | Xterra | 2000-2012 | 3831 | Dome Top Acorn Bulge | Ch | 12MM X 1.25 | 21MM | 35MM |
| Nissan | Xterra | 2000-2012 | 3836 | Long MAG w/Abs | Ch | 12MM X 1.25 | 21MM | 42MM |
| Nissan | Xterra | 2000-2015 | 3850 | Dome Top Acorn | Ch | 12MM X 1.25 | 21MM | 29MM |
| Nissan | Xterra | 2000-2010 | 3881 | Acorn Bulge | Ch | 14MM X 2.0 | 19MM | 50MM |
| Nissan | Xterra | 2005-2015 | 3894 | Chrome Dome Top | Ch | 12MM X 1.25 | 21MM | 36MM |
| Nissan | Xterra | 2000-2007 | 6136 | Chrome Acorn | Ch | 12MM X 1.25 | 21MM | 42MM |
| Nissan | X-Trail (Mexico) | 2020 | 3850 | Dome Top Acorn | Ch | 12MM X 1.25 | 21MM | 29MM |
| Oldsmobile | Alero | 2000-2004 | 3844 | Open Bulge | Zi | 12MM X 1.50 | 19MM | 23MM |
| Oldsmobile | Alero | 2000-2004 | 3845 | Chrome Dome Top | Ch | 12MM X 1.50 | 19MM | 37MM |
| Oldsmobile | Aurora | 2001-2003 | 3844 | Open Bulge | Zi | 12MM X 1.50 | 19MM | 23MM |
| Oldsmobile | Aurora | 2001-2003 | 3845 | Chrome Dome Top | Ch | 12MM X 1.50 | 19MM | 37MM |
| Oldsmobile | Aurora | 2001-2003 | 3846 | External Thread Solid Steel - Use 3865/7 Cap | Zi | 12MM X 1.50 | 19MM | 28MM |
| Oldsmobile | Bravada | 2000-2004 | 3844 | Open Bulge | Zi | 12MM X 1.50 | 19MM | 23MM |
| Oldsmobile | Bravada | 2000-2004 | 3845 | Chrome Dome Top | Ch | 12MM X 1.50 | 19MM | 37MM |
| Oldsmobile | Bravada | 2000-2001 | 3846 | External Thread Solid Steel - Use 3865/7 Cap | Zi | 12MM X 1.50 | 19MM | 28MM |
| Oldsmobile | Intrigue | 2000-2002 | 3866 | Black Plastic Cap | Blk | 24MM X 2.0 | 22MM | 45MM |
| Oldsmobile | Silhouette | 2000-2004 | 3844 | Open Bulge | Zi | 12MM X 1.50 | 19MM | 23MM |
| Oldsmobile | Silhouette | 2000-2004 | 4683 | External Thread | Zi | 12MM X 1.50 | 19MM | 31.25MM |
| Plymouth | Breeze | 2000 | 3804 | Open Standard | Zi | 12MM X 1.50 | 19MM | 16MM |
| Plymouth | Breeze | 2000 | 3828 | Chrome Acorn | Ch | 12MM X 1.50 | 21MM | 35MM |
| Plymouth | Breeze | 2000 | 3844 | Open Bulge | Zi | 12MM X 1.50 | 19MM | 23MM |
| Plymouth | Neon | 2000-2001 | 3846 | External Thread Solid Steel - Use 3865/7 Cap | Zi | 12MM X 1.50 | 19MM | 28MM |
| Plymouth | Neon | 2000-2001 | 3847 | Acorn Bulge Wire Wheel | Ch | 12MM X 1.50 | 19MM | 42MM |
| Plymouth | Prowler | 2000-2001 | 3844 | Open Bulge | Zi | 12MM X 1.50 | 19MM | 23MM |
| Plymouth | Voyager | 2000 | 3804 | Open Standard | Zi | 12MM X 1.50 | 19MM | 16MM |
| Plymouth | Voyager | 2000 | 3840 | Zinc Retainer Wheel Cover Nut | Zi | 12MM X 1.50 | 19MM | 28MM |
| Plymouth | Voyager | 2000 | 3847 | Acorn Bulge Wire Wheel | Ch | 12MM X 1.50 | 19MM | 42MM |
| Plymouth | Voyager | 2000 | 3861 | Chrome Acorn | Ch | 12MM X 1.50 | 21MM | 38MM |
| Pontiac (Mex) | Matiz | 2004-2010 | 6132 | Chrome Acorn Bulge | Ch | 12MM X 1.25 | 17MM | 28MM |
| Pontiac | Aztek | 2001-2004 | 3845 | Chrome Dome Top | Ch | 12MM X 1.50 | 19MM | 37MM |
| Pontiac | Aztek | 2004-2005 | 3845 | Chrome Dome Top | Ch | 12MM X 1.50 | 19MM | 37MM |
| Pontiac | Aztek | 2005 | 3845 | Chrome Dome Top | Ch | 12MM X 1.50 | 19MM | 37MM |
| Pontiac | Aztek | 2001-2005 | 3866 | Black Plastic Cap | Blk | 24MM X 2.0 | 22MM | 45MM |
| Pontiac | Aztek | 2005 | 3877 | Chrome Acorn Nut | Ch | 12mm x 1.50 | 21mm | 35mm |
| Pontiac | Aztek | 2001-2005 | 4683 | External Thread | Zi | 12MM X 1.50 | 19MM | 31.25MM |
| Pontiac | Bonneville | 2000-2001 | 3844 | Open Bulge | Zi | 12MM X 1.50 | 19MM | 23MM |
| Pontiac | Bonneville | 2000-2001 | 3847 | Acorn Bulge Wire Wheel | Ch | 12MM X 1.50 | 19MM | 42MM |

| MAKE | MODEL | YEAR | PART # | STYLE | FINISH | THREAD | HEX | LENGTH |
|---------|-------------|-----------|--------|--|--------|-------------|------|---------|
| Pontiac | Bonneville | 2000-2005 | 3866 | Black Plastic Cap | Blk | 24MM X 2.0 | 22MM | 45MM |
| Pontiac | Bonneville | 2002-2005 | 4683 | External Thread | Zi | 12MM X 1.50 | 19MM | 31.25MM |
| Pontiac | Firebird | 2000-2002 | 3846 | External Thread Solid Steel - Use 3865/7 Cap | Zi | 12MM X 1.50 | 19MM | 28MM |
| Pontiac | Firebird | 2001 | 3865 | Gray Plastic Cap | Gray | 24MM X 2.0 | 19MM | 33MM |
| Pontiac | Firebird | 2001-2002 | 3866 | Black Plastic Cap | Blk | 24MM X 2.0 | 22MM | 45MM |
| Pontiac | Firebird | 2000-2002 | 4683 | External Thread | Zi | 12MM X 1.50 | 19MM | 31.25MM |
| Pontiac | Firefly | 2000 | 3846 | External Thread Solid Steel - Use 3865/7 Cap | Zi | 12MM X 1.50 | 19MM | 28MM |
| Pontiac | Firefly | 2000 | 4683 | External Thread | Zi | 12MM X 1.50 | 19MM | 31.25MM |
| Pontiac | G3 | 2007-2010 | 3828 | Chrome Acorn | Ch | 12MM X 1.50 | 21MM | 35MM |
| Pontiac | G3 | 2007-2010 | 3844 | Open Bulge | Zi | 12MM X 1.50 | 19MM | 23MM |
| Pontiac | G3 | 2007-2010 | 3845 | Chrome Dome Top | Ch | 12MM X 1.50 | 19MM | 37MM |
| Pontiac | G4 (Mexico) | 2005-2006 | 3877 | Chrome Acorn Nut | Ch | 12mm x 1.50 | 21mm | 35mm |
| Pontiac | G5 | 2007-2009 | 3828 | Chrome Acorn | Ch | 12MM X 1.50 | 21MM | 35MM |
| Pontiac | G5 | 2007-2010 | 3844 | Open Bulge | Zi | 12MM X 1.50 | 19MM | 23MM |
| Pontiac | G5 | 2007-2010 | 3846 | External Thread Solid Steel - Use 3865/7 Cap | Zi | 12MM X 1.50 | 19MM | 28MM |
| Pontiac | G5 | 2007-2008 | 3865 | Gray Plastic Cap | Gray | 24MM X 2.0 | 19MM | 33MM |
| Pontiac | G5 | 2007-2010 | 3877 | Chrome Acorn Nut | Ch | 12mm x 1.50 | 21mm | 35mm |
| Pontiac | G5 | 2007-2009 | 6117 | Dome Top Bulge Retainer | Ch | 12MM X 1.50 | 19MM | 35MM |
| Pontiac | G5 | 2007-2009 | 6146 | Short MAG w/Washer | Ch | 12MM X 1.50 | 21MM | 42MM |
| Pontiac | G6 Base | 2008-2009 | 3865 | Gray Plastic Cap | Gray | 24MM X 2.0 | 19MM | 33MM |
| Pontiac | G6 Base | 2008 | 3866 | Black Plastic Cap | Blk | 24MM X 2.0 | 22MM | 45MM |
| Pontiac | G6 GT | 2008 | 3865 | Gray Plastic Cap | Gray | 24MM X 2.0 | 19MM | 33MM |
| Pontiac | G6 GT | 2008-2009 | 3865 | Gray Plastic Cap | Gray | 24MM X 2.0 | 19MM | 33MM |
| Pontiac | G6 GT | 2009 | 3865 | Gray Plastic Cap | Gray | 24MM X 2.0 | 19MM | 33MM |
| Pontiac | G6 | 2009-2010 | 3813 | Dome Top Acorn | Ch | 12MM X 1.25 | 21MM | 35MM |
| Pontiac | G6 | 2008-2010 | 3815 | Short MAG w/Washer | Ch | 12MM X 1.25 | 21MM | 37MM |
| Pontiac | G6 | 2005-2010 | 3828 | Chrome Acorn | Ch | 12MM X 1.50 | 21MM | 35MM |
| Pontiac | G6 | 2007-2009 | 3831 | Dome Top Acorn Bulge | Ch | 12MM X 1.25 | 21MM | 35MM |
| Pontiac | G6 | 2005-2010 | 3836 | Long MAG w/Abs | Ch | 12MM X 1.25 | 21MM | 42MM |
| Pontiac | G6 | 2005-2010 | 3844 | Open Bulge | Zi | 12MM X 1.50 | 19MM | 23MM |
| Pontiac | G6 | 2005-2010 | 3845 | Chrome Dome Top | Ch | 12MM X 1.50 | 19MM | 37MM |
| Pontiac | G6 | 2005-2010 | 3846 | External Thread Solid Steel - Use 3865/7 Cap | Zi | 12MM X 1.50 | 19MM | 28MM |
| Pontiac | G6 | 2007-2008 | 3865 | Gray Plastic Cap | Gray | 24MM X 2.0 | 19MM | 33MM |
| Pontiac | G6 | 2008-2009 | 3865 | Gray Plastic Cap | Gray | 24MM X 2.0 | 19MM | 33MM |
| Pontiac | G6 | 2009-2010 | 3865 | Gray Plastic Cap | Gray | 24MM X 2.0 | 19MM | 33MM |
| Pontiac | G6 | 2005-2008 | 3866 | Black Plastic Cap | Blk | 24MM X 2.0 | 22MM | 45MM |
| Pontiac | G6 | 2008 | 3866 | Black Plastic Cap | Blk | 24MM X 2.0 | 22MM | 45MM |
| Pontiac | G6 | 2008 | 3866 | Black Plastic Cap | Blk | 24MM X 2.0 | 22MM | 45MM |
| Pontiac | G6 | 2008 | 3866 | Black Plastic Cap | Blk | 24MM X 2.0 | 22MM | 45MM |
| Pontiac | G6 | 2005-2008 | 3877 | Chrome Acorn Nut | Ch | 12mm x 1.50 | 21mm | 35mm |
| Pontiac | G6 | 2007-2009 | 6117 | Dome Top Bulge Retainer | Ch | 12MM X 1.50 | 19MM | 35MM |
| Pontiac | G6 | 2007-2009 | 6146 | Short MAG w/Washer | Ch | 12MM X 1.50 | 21MM | 42MM |
| Pontiac | G8 | 2008-2009 | 3833 | Acorn Bulge | Ch | 14MM X 1.50 | 21MM | 35MM |
| Pontiac | Grand Am | 2000-2005 | 3845 | Chrome Dome Top | Ch | 12MM X 1.50 | 19MM | 37MM |
| Pontiac | Grand Am | 2000-2005 | 3846 | External Thread Solid Steel - Use 3865/7 Cap | Zi | 12MM X 1.50 | 19MM | 28MM |
| Pontiac | Grand Am | 2001-2005 | 3866 | Black Plastic Cap | Blk | 24MM X 2.0 | 22MM | 45MM |
| Pontiac | Grand Am | 2005 | 3877 | Chrome Acorn Nut | Ch | 12mm x 1.50 | 21mm | 35mm |
| Pontiac | Grand Prix | 2008 | 3828 | Chrome Acorn | Ch | 12MM X 1.50 | 21MM | 35MM |
| Pontiac | Grand Prix | 2000-2008 | 3845 | Chrome Dome Top | Ch | 12MM X 1.50 | 19MM | 37MM |
| Pontiac | Grand Prix | 2000-2008 | 3846 | External Thread Solid Steel - Use 3865/7 Cap | Zi | 12MM X 1.50 | 19MM | 28MM |
| Pontiac | Grand Prix | 2000-2008 | 3866 | Black Plastic Cap | Blk | 24MM X 2.0 | 22MM | 45MM |
| Pontiac | Grand Prix | 2005-2008 | 3877 | Chrome Acorn Nut | Ch | 12mm x 1.50 | 21mm | 35mm |
| Pontiac | Grand Prix | 2004-2008 | 6113 | Acorn Bulge | Ch | 12MM X 1.50 | 19MM | 63MM |
| Pontiac | Grand Prix | 2007-2008 | 6117 | Dome Top Bulge Retainer | Ch | 12MM X 1.50 | 19MM | 35MM |
| Pontiac | Grand Prix | 2007-2008 | 6146 | Short MAG w/Washer | Ch | 12MM X 1.50 | 21MM | 42MM |
| Pontiac | GTO | 2004-2006 | 3828 | Chrome Acorn | Ch | 12MM X 1.50 | 21MM | 35MM |
| Pontiac | Montana | 2003 | 3828 | Chrome Acorn | Ch | 12MM X 1.50 | 21MM | 35MM |
| Pontiac | Montana | 2003 | 3844 | Open Bulge | Zi | 12MM X 1.50 | 19MM | 23MM |
| Pontiac | Montana | 2000-2009 | 3845 | Chrome Dome Top | Ch | 12MM X 1.50 | 19MM | 37MM |
| Pontiac | Montana | 2000-2009 | 3846 | External Thread Solid Steel - Use 3865/7 Cap | Zi | 12MM X 1.50 | 19MM | 28MM |
| Pontiac | Montana | 2002-2006 | 3866 | Black Plastic Cap | Blk | 24MM X 2.0 | 22MM | 45MM |
| Pontiac | Montana | 2005-2008 | 3877 | Chrome Acorn Nut | Ch | 12mm x 1.50 | 21mm | 35mm |
| Pontiac | Solstice | 2007-2009 | 3828 | Chrome Acorn | Ch | 12MM X 1.50 | 21MM | 35MM |
| Pontiac | Solstice | 2007-2009 | 3832 | Acorn Bulge | Ch | 12MM X 1.50 | 21MM | 35MM |
| Pontiac | Solstice | 2007-2009 | 3838 | Open Bulge | Ch | 12MM X 1.50 | 19MM | 21MM |
| Pontiac | Solstice | 2007-2009 | 6117 | Dome Top Bulge Retainer | Ch | 12MM X 1.50 | 19MM | 35MM |
| Pontiac | Solstice | 2006-2009 | 6137 | Chrome Acorn Bulge | Ch | 12MM X 1.50 | 19MM | 38MM |
| Pontiac | Solstice | 2007-2009 | 6140 | Chrome MAG | Ch | 12MM X 1.50 | 21MM | 36MM |

PONTIAC - RAM - SAAB - SATURN

| MAKE | MODEL | YEAR | PART # | STYLE | FINISH | THREAD | HEX | LENGTH |
|---------|---------------|-----------|--------|--|--------|-------------|--------|---------|
| Pontiac | Solstice | 2007-2009 | 6146 | Short MAG w/Washer | Ch | 12MM X 1.50 | 21MM | 42MM |
| Pontiac | Sunfire | 2000-2005 | 3845 | Chrome Dome Top | Ch | 12MM X 1.50 | 19MM | 37MM |
| Pontiac | Sunfire | 2000-2005 | 3846 | External Thread Solid Steel - Use 3865/7 Cap | Zi | 12MM X 1.50 | 19MM | 28MM |
| Pontiac | Sunfire | 2000-2005 | 3866 | Black Plastic Cap | Blk | 24MM X 2.0 | 22MM | 45MM |
| Pontiac | Sunfire | 2005 | 3877 | Chrome Acorn Nut | Ch | 12mm x 1.50 | 21mm | 35mm |
| Pontiac | Torrent Base | 2007 | 3866 | Black Plastic Cap | Blk | 24MM X 2.0 | 22MM | 45MM |
| Pontiac | Torrent | 2007-2009 | 3828 | Chrome Acorn | Ch | 12MM X 1.50 | 21MM | 35MM |
| Pontiac | Torrent | 2007-2009 | 3832 | Acorn Bulge | Ch | 12MM X 1.50 | 21MM | 35MM |
| Pontiac | Torrent | 2006 | 3866 | Black Plastic Cap | Blk | 24MM X 2.0 | 22MM | 45MM |
| Pontiac | Torrent | 2007-2009 | 6117 | Dome Top Bulge Retainer | Ch | 12MM X 1.50 | 19MM | 35MM |
| Pontiac | Torrent | 2006-2009 | 6137 | Chrome Acorn Bulge | Ch | 12MM X 1.50 | 19MM | 38MM |
| Pontiac | Torrent | 2007-2009 | 6140 | Chrome MAG | Ch | 12MM X 1.50 | 21MM | 36MM |
| Pontiac | Torrent | 2007-2009 | 6146 | Short MAG w/Washer | Ch | 12MM X 1.50 | 21MM | 42MM |
| Pontiac | Vibe | 2003-2007 | 3828 | Chrome Acorn | Ch | 12MM X 1.50 | 21MM | 35MM |
| Pontiac | Vibe | 2007-2008 | 3828 | Chrome Acorn | Ch | 12MM X 1.50 | 21MM | 35MM |
| Pontiac | Vibe | 2008-2010 | 3828 | Chrome Acorn | Ch | 12MM X 1.50 | 21MM | 35MM |
| Pontiac | Vibe | 2003-2008 | 3861 | Chrome Acorn | Ch | 12MM X 1.50 | 21MM | 38MM |
| Pontiac | Vibe | 2007-2008 | 6117 | Dome Top Bulge Retainer | Ch | 12MM X 1.50 | 19MM | 35MM |
| Pontiac | Vibe | 2007-2010 | 6123 | External Thread Use 3865/7 Cap | Zi | 12MM X 1.50 | 21MM | 35MM |
| Pontiac | Vibe | 2007-2008 | 6146 | Short MAG w/Washer | Ch | 12MM X 1.50 | 21MM | 42MM |
| Pontiac | Wave5 | 2005-2007 | 6124 | Chrome Open Standard | Ch | 12MM X 1.50 | 21MM | 36MM |
| Pontiac | Wave | 2005-2008 | 6124 | Chrome Open Standard | Ch | 12MM X 1.50 | 21MM | 36MM |
| Ram | 1500 Classic | 2020-2022 | 3888 | Chrome Dome Top | Ch | 14MM X 1.50 | 22MM | 39MM |
| Ram | 1500 | 2011-2022 | 3888 | Chrome Dome Top | Ch | 14MM X 1.50 | 22MM | 39MM |
| Ram | 2500 | 2011 | 3829 | Open Bulge | Zi | 9/16 X 18 | 15/16" | 1.03" |
| Ram | 2500 | 2012-2018 | 3839 | Open Bulge | Zi | 14MM X 1.50 | 22MM | 26MM |
| Ram | 2500 | 2020-2022 | 3839 | Open Bulge | Zi | 14MM X 1.50 | 22MM | 26MM |
| Ram | 2500 | 2020-2022 | 3888 | Chrome Dome Top | Ch | 14MM X 1.50 | 22MM | 39MM |
| Ram | 3500 | 2012-2018 | 3839 | Open Bulge | Zi | 14MM X 1.50 | 22MM | 26MM |
| Ram | 3500 | 2020-2022 | 3839 | Open Bulge | Zi | 14MM X 1.50 | 22MM | 26MM |
| Ram | 3500 | 2020-2022 | 3888 | Chrome Dome Top | Ch | 14MM X 1.50 | 22MM | 39MM |
| Ram | 3500 | 2011 | 6116 | Black Flat Flange | Blk | 9/16 X 18 | 15/16" | 1.10" |
| Ram | 4000 (Mexico) | 2020-2022 | 3888 | Chrome Dome Top | Ch | 14MM X 1.50 | 22MM | 39MM |
| Ram | 4500 | 2011 | 6116 | Black Flat Flange | Blk | 9/16 X 18 | 15/16" | 1.10" |
| Ram | 5500 | 2011 | 6116 | Black Flat Flange | Blk | 9/16 X 18 | 15/16" | 1.10" |
| Ram | Dakota | 2011 | 3851 | Acorn Bulge | Ch | 9/16 X 18 | 7/8" | 1.50" |
| Saab | 9-5 | 2010-2011 | 3810 | Chrome Dome Top | Ch | 14MM X 1.50 | 21MM | 44MM |
| Saab | 9-7x | 2007-2009 | 3828 | Chrome Acorn | Ch | 12MM X 1.50 | 21MM | 35MM |
| Saab | 9-7x | 2007-2008 | 6117 | Dome Top Bulge Retainer | Ch | 12MM X 1.50 | 19MM | 35MM |
| Saab | 9-7x | 2007-2009 | 6140 | Chrome MAG | Ch | 12MM X 1.50 | 21MM | 36MM |
| Saturn | Astra | 2008-2009 | 3828 | Chrome Acorn | Ch | 12MM X 1.50 | 21MM | 35MM |
| Saturn | Astra | 2008-2009 | 3844 | Open Bulge | Zi | 12MM X 1.50 | 19MM | 23MM |
| Saturn | Astra | 2008-2009 | 3846 | External Thread Solid Steel - Use 3865/7 Cap | Zi | 12MM X 1.50 | 19MM | 28MM |
| Saturn | Aura | 2007-2009 | 3828 | Chrome Acorn | Ch | 12MM X 1.50 | 21MM | 35MM |
| Saturn | Aura | 2007-2009 | 3844 | Open Bulge | Zi | 12MM X 1.50 | 19MM | 23MM |
| Saturn | Aura | 2007-2009 | 3846 | External Thread Solid Steel - Use 3865/7 Cap | Zi | 12MM X 1.50 | 19MM | 28MM |
| Saturn | Aura | 2007-2009 | 3866 | Black Plastic Cap | Blk | 24MM X 2.0 | 22MM | 45MM |
| Saturn | Aura | 2007-2009 | 3877 | Chrome Acorn Nut | Ch | 12mm x 1.50 | 21mm | 35mm |
| Saturn | Aura | 2007 | 6117 | Dome Top Bulge Retainer | Ch | 12MM X 1.50 | 19MM | 35MM |
| Saturn | Aura | 2007-2009 | 6146 | Short MAG w/Washer | Ch | 12MM X 1.50 | 21MM | 42MM |
| Saturn | Ion | 2007 | 3828 | Chrome Acorn | Ch | 12MM X 1.50 | 21MM | 35MM |
| Saturn | Ion | 2003-2007 | 3845 | Chrome Dome Top | Ch | 12MM X 1.50 | 19MM | 37MM |
| Saturn | Ion | 2005-2006 | 3877 | Chrome Acorn Nut | Ch | 12mm x 1.50 | 21mm | 35mm |
| Saturn | Ion | 2003-2007 | 4683 | External Thread | Zi | 12MM X 1.50 | 19MM | 31.25MM |
| Saturn | Ion | 2007 | 6117 | Dome Top Bulge Retainer | Ch | 12MM X 1.50 | 19MM | 35MM |
| Saturn | Ion | 2007 | 6146 | Short MAG w/Washer | Ch | 12MM X 1.50 | 21MM | 42MM |
| Saturn | L100 | 2001-2002 | 3865 | Gray Plastic Cap | Gray | 24MM X 2.0 | 19MM | 33MM |
| Saturn | L200 | 2001-2002 | 3865 | Gray Plastic Cap | Gray | 24MM X 2.0 | 19MM | 33MM |
| Saturn | L300 | 2001-2002 | 3865 | Gray Plastic Cap | Gray | 24MM X 2.0 | 19MM | 33MM |
| Saturn | LS1 | 2000 | 3865 | Gray Plastic Cap | Gray | 24MM X 2.0 | 19MM | 33MM |
| Saturn | LS2 | 2000 | 3865 | Gray Plastic Cap | Gray | 24MM X 2.0 | 19MM | 33MM |
| Saturn | LW1 | 2000 | 3865 | Gray Plastic Cap | Gray | 24MM X 2.0 | 19MM | 33MM |
| Saturn | LW200 | 2001-2002 | 3865 | Gray Plastic Cap | Gray | 24MM X 2.0 | 19MM | 33MM |
| Saturn | LW2 | 2000 | 3865 | Gray Plastic Cap | Gray | 24MM X 2.0 | 19MM | 33MM |
| Saturn | LW300 | 2001-2002 | 3865 | Gray Plastic Cap | Gray | 24MM X 2.0 | 19MM | 33MM |
| Saturn | Outlook | 2007-2010 | 3887 | Chrome Acorn Bulge | Ch | 14MM X 1.50 | 22MM | 45MM |
| Saturn | Relay | 2005-2007 | 3828 | Chrome Acorn | Ch | 12MM X 1.50 | 21MM | 35MM |
| Saturn | Relay | 2005-2007 | 3844 | Open Bulge | Zi | 12MM X 1.50 | 19MM | 23MM |

SATURN - SCION - SUBARU

| MAKE | MODEL | YEAR | PART # | STYLE | FINISH | THREAD | HEX | LENGTH |
|--------|------------|-----------|--------|--|--------|-------------|------|---------|
| Saturn | Relay | 2005-2007 | 3846 | External Thread Solid Steel - Use 3865/7 Cap | Zi | 12MM X 1.50 | 19MM | 28MM |
| Saturn | Relay | 2005-2006 | 3877 | Chrome Acorn Nut | Ch | 12mm x 1.50 | 21mm | 35mm |
| Saturn | Relay | 2007 | 6117 | Dome Top Bulge Retainer | Ch | 12MM X 1.50 | 19MM | 35MM |
| Saturn | SC1 | 2002 | 3865 | Gray Plastic Cap | Gray | 24MM X 2.0 | 19MM | 33MM |
| Saturn | SC1 | 2000-2002 | 4683 | External Thread | Zi | 12MM X 1.50 | 19MM | 31.25MM |
| Saturn | SC2 | 2002 | 3865 | Gray Plastic Cap | Gray | 24MM X 2.0 | 19MM | 33MM |
| Saturn | SC2 | 2000-2002 | 4683 | External Thread | Zi | 12MM X 1.50 | 19MM | 31.25MM |
| Saturn | Sky | 2007-2010 | 3828 | Chrome Acorn | Ch | 12MM X 1.50 | 21MM | 35MM |
| Saturn | Sky | 2007-2010 | 3845 | Chrome Dome Top | Ch | 12MM X 1.50 | 19MM | 37MM |
| Saturn | Sky | 2007-2010 | 4683 | External Thread | Zi | 12MM X 1.50 | 19MM | 31.25MM |
| Saturn | Sky | 2008-2010 | 6137 | Chrome Acorn Bulge | Ch | 12MM X 1.50 | 19MM | 38MM |
| Saturn | Sky | 2007-2009 | 6146 | Short MAG w/Washer | Ch | 12MM X 1.50 | 21MM | 42MM |
| Saturn | SL1 | 2002 | 3865 | Gray Plastic Cap | Gray | 24MM X 2.0 | 19MM | 33MM |
| Saturn | SL1 | 2000-2002 | 4683 | External Thread | Zi | 12MM X 1.50 | 19MM | 31.25MM |
| Saturn | SL2 | 2002 | 3865 | Gray Plastic Cap | Gray | 24MM X 2.0 | 19MM | 33MM |
| Saturn | SL2 | 2000-2002 | 4683 | External Thread | Zi | 12MM X 1.50 | 19MM | 31.25MM |
| Saturn | SL | 2002 | 3865 | Gray Plastic Cap | Gray | 24MM X 2.0 | 19MM | 33MM |
| Saturn | SL | 2000-2002 | 4683 | External Thread | Zi | 12MM X 1.50 | 19MM | 31.25MM |
| Saturn | SW2 | 2000-2001 | 4683 | External Thread | Zi | 12MM X 1.50 | 19MM | 31.25MM |
| Saturn | Vue | 2007-2010 | 3828 | Chrome Acorn | Ch | 12MM X 1.50 | 21MM | 35MM |
| Saturn | Vue | 2007-2010 | 3832 | Acorn Bulge | Ch | 12MM X 1.50 | 21MM | 35MM |
| Saturn | Vue | 2002-2008 | 3865 | Gray Plastic Cap | Gray | 24MM X 2.0 | 19MM | 33MM |
| Saturn | Vue | 2002-2007 | 4683 | External Thread | Zi | 12MM X 1.50 | 19MM | 31.25MM |
| Saturn | Vue | 2007-2010 | 6117 | Dome Top Bulge Retainer | Ch | 12MM X 1.50 | 19MM | 35MM |
| Saturn | Vue | 2008-2010 | 6137 | Chrome Acorn Bulge | Ch | 12MM X 1.50 | 19MM | 38MM |
| Saturn | Vue | 2002-2006 | 6140 | Chrome MAG | Ch | 12MM X 1.50 | 21MM | 36MM |
| Saturn | Vue | 2007-2009 | 6146 | Short MAG w/Washer | Ch | 12MM X 1.50 | 21MM | 42MM |
| Scion | iM | 2016 | 6150 | Acorn Bulge | Ch | 12MM X 1.50 | 19MM | 30MM |
| Scion | iQ | 2012-2013 | 3828 | Chrome Acorn | Ch | 12MM X 1.50 | 21MM | 35MM |
| Scion | iQ | 2012-2015 | 3848 | Open Bulge | Zi | 12MM X 1.50 | 21MM | 16MM |
| Scion | iQ | 2012 | 3892 | Modified Acorn | Ch | 12MM X 1.50 | 21MM | 29MM |
| Scion | iQ | 2012-2013 | 6117 | Dome Top Bulge Retainer | Ch | 12MM X 1.50 | 19MM | 35MM |
| Scion | iQ | 2012-2013 | 6146 | Short MAG w/Washer | Ch | 12MM X 1.50 | 21MM | 42MM |
| Scion | tC | 2009-2015 | 6150 | Acorn Bulge | Ch | 12MM X 1.50 | 19MM | 30MM |
| Scion | xA | 2004-2006 | 3848 | Open Bulge | Zi | 12MM X 1.50 | 21MM | 16MM |
| Scion | xA | 2004-2006 | 3861 | Chrome Acorn | Ch | 12MM X 1.50 | 21MM | 38MM |
| Scion | xB | 2008-2013 | 3828 | Chrome Acorn | Ch | 12MM X 1.50 | 21MM | 35MM |
| Scion | xB | 2004-2006 | 3848 | Open Bulge | Zi | 12MM X 1.50 | 21MM | 16MM |
| Scion | xB | 2008-2015 | 3848 | Open Bulge | Zi | 12MM X 1.50 | 21MM | 16MM |
| Scion | xB | 2008-2013 | 6146 | Short MAG w/Washer | Ch | 12MM X 1.50 | 21MM | 42MM |
| Scion | xD | 2008-2013 | 3828 | Chrome Acorn | Ch | 12MM X 1.50 | 21MM | 35MM |
| Scion | xD | 2008-2014 | 3848 | Open Bulge | Zi | 12MM X 1.50 | 21MM | 16MM |
| Scion | xD | 2012 | 3892 | Modified Acorn | Ch | 12MM X 1.50 | 21MM | 29MM |
| Scion | xD | 2008-2010 | 6117 | Dome Top Bulge Retainer | Ch | 12MM X 1.50 | 19MM | 35MM |
| Scion | xD | 2012-2013 | 6117 | Dome Top Bulge Retainer | Ch | 12MM X 1.50 | 19MM | 35MM |
| Scion | xD | 2008-2013 | 6146 | Short MAG w/Washer | Ch | 12MM X 1.50 | 21MM | 42MM |
| Subaru | Ascent | 2020-2022 | 3876 | Open Bulge | Ch | 12MM X 1.25 | 19MM | 24MM |
| Subaru | B9 Tribeca | 2006-2007 | 3831 | Dome Top Acorn Bulge | Ch | 12MM X 1.25 | 21MM | 35MM |
| Subaru | B9 Tribeca | 2006-2007 | 3836 | Long MAG w/Abs | Ch | 12MM X 1.25 | 21MM | 42MM |
| Subaru | Baja | 2003-2006 | 3813 | Dome Top Acorn | Ch | 12MM X 1.25 | 21MM | 35MM |
| Subaru | Baja | 2003-2006 | 3815 | Short MAG w/Washer | Ch | 12MM X 1.25 | 21MM | 37MM |
| Subaru | Baja | 2003-2006 | 3831 | Dome Top Acorn Bulge | Ch | 12MM X 1.25 | 21MM | 35MM |
| Subaru | Baja | 2003-2006 | 3836 | Long MAG w/Abs | Ch | 12MM X 1.25 | 21MM | 42MM |
| Subaru | Baja | 2003-2006 | 3850 | Dome Top Acorn | Ch | 12MM X 1.25 | 21MM | 29MM |
| Subaru | BRZ | 2013-2017 | 3850 | Dome Top Acorn | Ch | 12MM X 1.25 | 21MM | 29MM |
| Subaru | BRZ | 2013-2017 | 3876 | Open Bulge | Ch | 12MM X 1.25 | 19MM | 24MM |
| Subaru | BRZ | 2020 | 3876 | Open Bulge | Ch | 12MM X 1.25 | 19MM | 24MM |
| Subaru | BRZ | 2022-2023 | 3876 | Open Bulge | Ch | 12MM X 1.25 | 19MM | 24MM |
| Subaru | Crosstrek | 2016-2023 | 3876 | Open Bulge | Ch | 12MM X 1.25 | 19MM | 24MM |
| Subaru | Forester | 2000-2009 | 3813 | Dome Top Acorn | Ch | 12MM X 1.25 | 21MM | 35MM |
| Subaru | Forester | 2003-2009 | 3815 | Short MAG w/Washer | Ch | 12MM X 1.25 | 21MM | 37MM |
| Subaru | Forester | 2005-2009 | 3831 | Dome Top Acorn Bulge | Ch | 12MM X 1.25 | 21MM | 35MM |
| Subaru | Forester | 2005-2009 | 3836 | Long MAG w/Abs | Ch | 12MM X 1.25 | 21MM | 42MM |
| Subaru | Forester | 2000-2016 | 3850 | Dome Top Acorn | Ch | 12MM X 1.25 | 21MM | 29MM |
| Subaru | Forester | 2000-2018 | 3876 | Open Bulge | Ch | 12MM X 1.25 | 19MM | 24MM |
| Subaru | Forester | 2020-2022 | 3876 | Open Bulge | Ch | 12MM X 1.25 | 19MM | 24MM |
| Subaru | Impreza | 2003-2009 | 3813 | Dome Top Acorn | Ch | 12MM X 1.25 | 21MM | 35MM |
| Subaru | Impreza | 2000-2015 | 3815 | Short MAG w/Washer | Ch | 12MM X 1.25 | 21MM | 37MM |

SUBARU - SUZUKI - TOYOTA

| MAKE | MODEL | YEAR | PART # | STYLE | FINISH | THREAD | HEX | LENGTH |
|--------|--------------|-----------|--------|------------------------------|--------|-------------|------|--------|
| Subaru | Impreza | 2003-2009 | 3831 | Dome Top Acorn Bulge | Ch | 12MM X 1.25 | 21MM | 35MM |
| Subaru | Impreza | 2000-2009 | 3836 | Long MAG w/Abs | Ch | 12MM X 1.25 | 21MM | 42MM |
| Subaru | Impreza | 2000-2016 | 3850 | Dome Top Acorn | Ch | 12MM X 1.25 | 21MM | 29MM |
| Subaru | Impreza | 2000-2018 | 3876 | Open Bulge | Ch | 12MM X 1.25 | 19MM | 24MM |
| Subaru | Impreza | 2020-2022 | 3876 | Open Bulge | Ch | 12MM X 1.25 | 19MM | 24MM |
| Subaru | Impreza | 2022 | 3876 | Open Bulge | Ch | 12MM X 1.25 | 19MM | 24MM |
| Subaru | Legacy | 2000-2012 | 3831 | Dome Top Acorn Bulge | Ch | 12MM X 1.25 | 21MM | 35MM |
| Subaru | Legacy | 2000-2012 | 3836 | Long MAG w/Abs | Ch | 12MM X 1.25 | 21MM | 42MM |
| Subaru | Legacy | 2000-2015 | 3873 | Open Standard | Zi | 12MM X 1.25 | 19MM | 16MM |
| Subaru | Legacy | 2000-2022 | 3876 | Open Bulge | Ch | 12MM X 1.25 | 19MM | 24MM |
| Subaru | Legacy | 2022 | 3876 | Open Bulge | Ch | 12MM X 1.25 | 19MM | 24MM |
| Subaru | Outback | 2000-2012 | 3813 | Dome Top Acorn | Ch | 12MM X 1.25 | 21MM | 35MM |
| Subaru | Outback | 2000-2012 | 3815 | Short MAG w/Washer | Ch | 12MM X 1.25 | 21MM | 37MM |
| Subaru | Outback | 2000-2012 | 3831 | Dome Top Acorn Bulge | Ch | 12MM X 1.25 | 21MM | 35MM |
| Subaru | Outback | 2000-2012 | 3836 | Long MAG w/Abs | Ch | 12MM X 1.25 | 21MM | 42MM |
| Subaru | Outback | 2000-2022 | 3876 | Open Bulge | Ch | 12MM X 1.25 | 19MM | 24MM |
| Subaru | Outback | 2022 | 3876 | Open Bulge | Ch | 12MM X 1.25 | 19MM | 24MM |
| Subaru | Tribeca | 2008-2009 | 3813 | Dome Top Acorn | Ch | 12MM X 1.25 | 21MM | 35MM |
| Subaru | Tribeca | 2008-2010 | 3815 | Short MAG w/Washer | Ch | 12MM X 1.25 | 21MM | 37MM |
| Subaru | Tribeca | 2012 | 3815 | Short MAG w/Washer | Ch | 12MM X 1.25 | 21MM | 37MM |
| Subaru | Tribeca | 2008-2010 | 3831 | Dome Top Acorn Bulge | Ch | 12MM X 1.25 | 21MM | 35MM |
| Subaru | Tribeca | 2012 | 3831 | Dome Top Acorn Bulge | Ch | 12MM X 1.25 | 21MM | 35MM |
| Subaru | Tribeca | 2008-2010 | 3836 | Long MAG w/Abs | Ch | 12MM X 1.25 | 21MM | 42MM |
| Subaru | Tribeca | 2012 | 3836 | Long MAG w/Abs | Ch | 12MM X 1.25 | 21MM | 42MM |
| Subaru | Tribeca | 2008-2014 | 3850 | Dome Top Acorn | Ch | 12MM X 1.25 | 21MM | 29MM |
| Subaru | Tribeca | 2013 | 3876 | Open Bulge | Ch | 12MM X 1.25 | 19MM | 24MM |
| Subaru | WRX STI | 2013-2015 | 3850 | Dome Top Acorn | Ch | 12MM X 1.25 | 21MM | 29MM |
| Subaru | WRX STI | 2013-2021 | 3876 | Open Bulge | Ch | 12MM X 1.25 | 19MM | 24MM |
| Subaru | WRX | 2014-2015 | 3850 | Dome Top Acorn | Ch | 12MM X 1.25 | 21MM | 29MM |
| Subaru | WRX | 2013-2022 | 3876 | Open Bulge | Ch | 12MM X 1.25 | 19MM | 24MM |
| Subaru | XV (Mexico) | 2020-2022 | 3876 | Open Bulge | Ch | 12MM X 1.25 | 19MM | 24MM |
| Suzuki | Aerio SX | 2002-2006 | 3827 | Acorn Bulge | Ch | 12MM X 1.25 | 19MM | 35MM |
| Suzuki | Aerio SX | 2002-2006 | 3873 | Open Standard | Zi | 12MM X 1.25 | 19MM | 16MM |
| Suzuki | Aerio | 2002-2007 | 3813 | Dome Top Acorn | Ch | 12MM X 1.25 | 21MM | 35MM |
| Suzuki | Aerio | 2002-2007 | 3815 | Short MAG w/Washer | Ch | 12MM X 1.25 | 21MM | 37MM |
| Suzuki | Aerio | 2002-2007 | 3827 | Acorn Bulge | Ch | 12MM X 1.25 | 19MM | 35MM |
| Suzuki | Aerio | 2002-2007 | 3831 | Dome Top Acorn Bulge | Ch | 12MM X 1.25 | 21MM | 35MM |
| Suzuki | Aerio | 2002-2007 | 3836 | Long MAG w/Abs | Ch | 12MM X 1.25 | 21MM | 42MM |
| Suzuki | Aerio | 2002-2007 | 3873 | Open Standard | Zi | 12MM X 1.25 | 19MM | 16MM |
| Suzuki | Equator | 2009-2012 | 3850 | Dome Top Acorn | Ch | 12MM X 1.25 | 21MM | 29MM |
| Suzuki | Esteem | 2000-2002 | 3827 | Acorn Bulge | Ch | 12MM X 1.25 | 19MM | 35MM |
| Suzuki | Grand Vitara | 2000-2008 | 3813 | Dome Top Acorn | Ch | 12MM X 1.25 | 21MM | 35MM |
| Suzuki | Grand Vitara | 2012 | 3813 | Dome Top Acorn | Ch | 12MM X 1.25 | 21MM | 35MM |
| Suzuki | Grand Vitara | 2000-2008 | 3815 | Short MAG w/Washer | Ch | 12MM X 1.25 | 21MM | 37MM |
| Suzuki | Grand Vitara | 2012 | 3815 | Short MAG w/Washer | Ch | 12MM X 1.25 | 21MM | 37MM |
| Suzuki | Grand Vitara | 2000-2012 | 3827 | Acorn Bulge | Ch | 12MM X 1.25 | 19MM | 35MM |
| Suzuki | Grand Vitara | 2000-2008 | 3831 | Dome Top Acorn Bulge | Ch | 12MM X 1.25 | 21MM | 35MM |
| Suzuki | Grand Vitara | 2012 | 3831 | Dome Top Acorn Bulge | Ch | 12MM X 1.25 | 21MM | 35MM |
| Suzuki | Grand Vitara | 2000-2012 | 3836 | Long MAG w/Abs | Ch | 12MM X 1.25 | 21MM | 42MM |
| Suzuki | Grand Vitara | 2000 | 3850 | Dome Top Acorn | Ch | 12MM X 1.25 | 21MM | 29MM |
| Suzuki | Grand Vitara | 2000 | 3876 | Open Bulge | Ch | 12MM X 1.25 | 19MM | 24MM |
| Suzuki | Kizashi | 2010-2012 | 3827 | Acorn Bulge | Ch | 12MM X 1.25 | 19MM | 35MM |
| Suzuki | Kizashi | 2010-2012 | 3873 | Open Standard | Zi | 12MM X 1.25 | 19MM | 16MM |
| Suzuki | Swift | 2000-2001 | 3801 | Open Standard | Zi | 12MM X 1.25 | 21MM | 16MM |
| Suzuki | SX4 | 2008-2012 | 3827 | Acorn Bulge | Ch | 12MM X 1.25 | 19MM | 35MM |
| Suzuki | SX4 | 2008-2012 | 3873 | Open Standard | Zi | 12MM X 1.25 | 19MM | 16MM |
| Suzuki | Vitara | 2000-2004 | 3813 | Dome Top Acorn | Ch | 12MM X 1.25 | 21MM | 35MM |
| Suzuki | Vitara | 2000-2004 | 3827 | Acorn Bulge | Ch | 12MM X 1.25 | 19MM | 35MM |
| Suzuki | XL-7 | 2002-2006 | 3813 | Dome Top Acorn | Ch | 12MM X 1.25 | 21MM | 35MM |
| Suzuki | XL-7 | 2002-2006 | 3815 | Short MAG w/Washer | Ch | 12MM X 1.25 | 21MM | 37MM |
| Suzuki | XL-7 | 2002-2009 | 3827 | Acorn Bulge | Ch | 12MM X 1.25 | 19MM | 35MM |
| Suzuki | XL-7 | 2002-2006 | 3831 | Dome Top Acorn Bulge | Ch | 12MM X 1.25 | 21MM | 35MM |
| Suzuki | XL-7 | 2002-2006 | 3836 | Long MAG w/Abs | Ch | 12MM X 1.25 | 21MM | 42MM |
| Toyota | 4Runner | 2007-2012 | 3838 | Open Bulge | Ch | 12MM X 1.50 | 19MM | 21MM |
| Toyota | 4Runner | 2000-2009 | 3869 | Chrome Acorn | Ch | 12MM X 1.50 | 21MM | 26MM |
| Toyota | 4Runner | 2015 | 3869 | Chrome Acorn | Ch | 12MM X 1.50 | 21MM | 26MM |
| Toyota | 4Runner | 2020-2023 | 3869 | Chrome Acorn | Ch | 12MM X 1.50 | 21MM | 26MM |
| Toyota | 4Runner | 2000-2018 | 3872 | Long Hex, Short MAG w/Washer | Ch | 12MM X 1.50 | 21MM | 48MM |

| MAKE | MODEL | YEAR | PART # | STYLE | FINISH | THREAD | HEX | LENGTH |
|--------|---------------|-----------|--------|------------------------------|--------|-------------|------|--------|
| Toyota | 4Runner | 2007-2012 | 6117 | Dome Top Bulge Retainer | Ch | 12MM X 1.50 | 19MM | 35MM |
| Toyota | 4Runner | 2008-2012 | 6146 | Short MAG w/Washer | Ch | 12MM X 1.50 | 21MM | 42MM |
| Toyota | 86 | 2020 | 3876 | Open Bulge | Ch | 12MM X 1.25 | 19MM | 24MM |
| Toyota | Avalon Ltd | 2005-2006 | 3872 | Long Hex, Short MAG w/Washer | Ch | 12MM X 1.50 | 21MM | 48MM |
| Toyota | Avalon | 2007-2010 | 3828 | Chrome Acorn | Ch | 12MM X 1.50 | 21MM | 35MM |
| Toyota | Avalon | 2012 | 3828 | Chrome Acorn | Ch | 12MM X 1.50 | 21MM | 35MM |
| Toyota | Avalon | 2007-2010 | 3838 | Open Bulge | Ch | 12MM X 1.50 | 19MM | 21MM |
| Toyota | Avalon | 2012 | 3838 | Open Bulge | Ch | 12MM X 1.50 | 19MM | 21MM |
| Toyota | Avalon | 2000-2013 | 3848 | Open Bulge | Zi | 12MM X 1.50 | 21MM | 16MM |
| Toyota | Avalon | 2003-2020 | 3861 | Chrome Acorn | Ch | 12MM X 1.50 | 21MM | 38MM |
| Toyota | Avalon | 2020 | 3861 | Chrome Acorn | Ch | 12MM X 1.50 | 21MM | 38MM |
| Toyota | Avalon | 2020 | 3861 | Chrome Acorn | Ch | 12MM X 1.50 | 21MM | 38MM |
| Toyota | Avalon | 2020 | 3861 | Chrome Acorn | Ch | 12MM X 1.50 | 21MM | 38MM |
| Toyota | Avalon | 2020-2022 | 3861 | Chrome Acorn | Ch | 12MM X 1.50 | 21MM | 38MM |
| Toyota | Avalon | 2000-2006 | 3872 | Long Hex, Short MAG w/Washer | Ch | 12MM X 1.50 | 21MM | 48MM |
| Toyota | Avalon | 2007-2009 | 6117 | Dome Top Bulge Retainer | Ch | 12MM X 1.50 | 19MM | 35MM |
| Toyota | Avalon | 2012 | 6117 | Dome Top Bulge Retainer | Ch | 12MM X 1.50 | 19MM | 35MM |
| Toyota | Avalon | 2007-2010 | 6146 | Short MAG w/Washer | Ch | 12MM X 1.50 | 21MM | 42MM |
| Toyota | Avalon | 2012 | 6146 | Short MAG w/Washer | Ch | 12MM X 1.50 | 21MM | 42MM |
| Toyota | Camry | 2021 | 3805 | Chrome Acorn | Ch | 12MM X 1.50 | 19MM | 35MM |
| Toyota | Camry | 2021 | 3832 | Acorn Bulge | Ch | 12MM X 1.50 | 21MM | 35MM |
| Toyota | Camry | 2007-2012 | 3838 | Open Bulge | Ch | 12MM X 1.50 | 19MM | 21MM |
| Toyota | Camry | 2021 | 3838 | Open Bulge | Ch | 12MM X 1.50 | 19MM | 21MM |
| Toyota | Camry | 2000-2015 | 3848 | Open Bulge | Zi | 12MM X 1.50 | 21MM | 16MM |
| Toyota | Camry | 2020-2021 | 3848 | Open Bulge | Zi | 12MM X 1.50 | 21MM | 16MM |
| Toyota | Camry | 2021 | 3848 | Open Bulge | Zi | 12MM X 1.50 | 21MM | 16MM |
| Toyota | Camry | 2021-2022 | 3848 | Open Bulge | Zi | 12MM X 1.50 | 21MM | 16MM |
| Toyota | Camry | 2000-2020 | 3861 | Chrome Acorn | Ch | 12MM X 1.50 | 21MM | 38MM |
| Toyota | Camry | 2020 | 3861 | Chrome Acorn | Ch | 12MM X 1.50 | 21MM | 38MM |
| Toyota | Camry | 2020 | 3861 | Chrome Acorn | Ch | 12MM X 1.50 | 21MM | 38MM |
| Toyota | Camry | 2020-2021 | 3861 | Chrome Acorn | Ch | 12MM X 1.50 | 21MM | 38MM |
| Toyota | Camry | 2021 | 3861 | Chrome Acorn | Ch | 12MM X 1.50 | 21MM | 38MM |
| Toyota | Camry | 2021 | 3861 | Chrome Acorn | Ch | 12MM X 1.50 | 21MM | 38MM |
| Toyota | Camry | 2021-2022 | 3861 | Chrome Acorn | Ch | 12MM X 1.50 | 21MM | 38MM |
| Toyota | Camry | 2022 | 3861 | Chrome Acorn | Ch | 12MM X 1.50 | 21MM | 38MM |
| Toyota | Camry | 2021 | 3877 | Chrome Acorn Nut | Ch | 12mm x 1.50 | 21mm | 35mm |
| Toyota | Camry | 2007-2012 | 3892 | Modified Acorn | Ch | 12MM X 1.50 | 21MM | 29MM |
| Toyota | Camry | 2021 | 3892 | Modified Acorn | Ch | 12MM X 1.50 | 21MM | 29MM |
| Toyota | Camry | 2007-2012 | 6117 | Dome Top Bulge Retainer | Ch | 12MM X 1.50 | 19MM | 35MM |
| Toyota | Camry | 2000-2003 | 6146 | Short MAG w/Washer | Ch | 12MM X 1.50 | 21MM | 42MM |
| Toyota | Camry | 2006-2013 | 6146 | Short MAG w/Washer | Ch | 12MM X 1.50 | 21MM | 42MM |
| Toyota | Camry | 2018-2019 | 6146 | Short MAG w/Washer | Ch | 12MM X 1.50 | 21MM | 42MM |
| Toyota | Celica | 2000-2005 | 3828 | Chrome Acorn | Ch | 12MM X 1.50 | 21MM | 35MM |
| Toyota | Celica | 2000-2005 | 3861 | Chrome Acorn | Ch | 12MM X 1.50 | 21MM | 38MM |
| Toyota | Celica | 2000-2005 | 3872 | Long Hex, Short MAG w/Washer | Ch | 12MM X 1.50 | 21MM | 48MM |
| Toyota | Celica | 2000-2005 | 6140 | Chrome MAG | Ch | 12MM X 1.50 | 21MM | 36MM |
| Toyota | Celica | 2001-2003 | 6146 | Short MAG w/Washer | Ch | 12MM X 1.50 | 21MM | 42MM |
| Toyota | C-HR | 2020-2022 | 3848 | Open Bulge | Zi | 12MM X 1.50 | 21MM | 16MM |
| Toyota | C-HR | 2020-2022 | 3861 | Chrome Acorn | Ch | 12MM X 1.50 | 21MM | 38MM |
| Toyota | C-HR | 2018-2019 | 6146 | Short MAG w/Washer | Ch | 12MM X 1.50 | 21MM | 42MM |
| Toyota | Corolla S | 2011 | 3892 | Modified Acorn | Ch | 12MM X 1.50 | 21MM | 29MM |
| Toyota | Corolla Cross | 2022-2023 | 3848 | Open Bulge | Zi | 12MM X 1.50 | 21MM | 16MM |
| Toyota | Corolla Cross | 2022-2023 | 3861 | Chrome Acorn | Ch | 12MM X 1.50 | 21MM | 38MM |
| Toyota | Corolla L | 2012 | 3892 | Modified Acorn | Ch | 12MM X 1.50 | 21MM | 29MM |
| Toyota | Corolla LE | 2007-2012 | 3892 | Modified Acorn | Ch | 12MM X 1.50 | 21MM | 29MM |
| Toyota | Corolla S | 2007-2010 | 3892 | Modified Acorn | Ch | 12MM X 1.50 | 21MM | 29MM |
| Toyota | Corolla S | 2012 | 3892 | Modified Acorn | Ch | 12MM X 1.50 | 21MM | 29MM |
| Toyota | Corolla | 2000-2015 | 3828 | Chrome Acorn | Ch | 12MM X 1.50 | 21MM | 35MM |
| Toyota | Corolla | 2020 | 3828 | Chrome Acorn | Ch | 12MM X 1.50 | 21MM | 35MM |
| Toyota | Corolla | 2020-2021 | 3828 | Chrome Acorn | Ch | 12MM X 1.50 | 21MM | 35MM |
| Toyota | Corolla | 2021-2022 | 3828 | Chrome Acorn | Ch | 12MM X 1.50 | 21MM | 35MM |
| Toyota | Corolla | 2022 | 3828 | Chrome Acorn | Ch | 12MM X 1.50 | 21MM | 35MM |
| Toyota | Corolla | 2007-2012 | 3838 | Open Bulge | Ch | 12MM X 1.50 | 19MM | 21MM |
| Toyota | Corolla | 2000-2015 | 3848 | Open Bulge | Zi | 12MM X 1.50 | 21MM | 16MM |
| Toyota | Corolla | 2020-2022 | 3848 | Open Bulge | Zi | 12MM X 1.50 | 21MM | 16MM |
| Toyota | Corolla | 2000-2020 | 3861 | Chrome Acorn | Ch | 12MM X 1.50 | 21MM | 38MM |
| Toyota | Corolla | 2020-2021 | 3861 | Chrome Acorn | Ch | 12MM X 1.50 | 21MM | 38MM |
| Toyota | Corolla | 2021-2022 | 3861 | Chrome Acorn | Ch | 12MM X 1.50 | 21MM | 38MM |

TOYOTA

| MAKE | MODEL | YEAR | PART # | STYLE | FINISH | THREAD | HEX | LENGTH |
|--------|------------------|-----------|--------|------------------------------|--------|-------------|------|--------|
| Toyota | Corolla | 2022 | 3861 | Chrome Acorn | Ch | 12MM X 1.50 | 21MM | 38MM |
| Toyota | Corolla | 2000-2001 | 3872 | Long Hex, Short MAG w/Washer | Ch | 12MM X 1.50 | 21MM | 48MM |
| Toyota | Corolla | 2009 | 3872 | Long Hex, Short MAG w/Washer | Ch | 12MM X 1.50 | 21MM | 48MM |
| Toyota | Corolla | 2009-2010 | 3872 | Long Hex, Short MAG w/Washer | Ch | 12MM X 1.50 | 21MM | 48MM |
| Toyota | Corolla | 2010-2011 | 3872 | Long Hex, Short MAG w/Washer | Ch | 12MM X 1.50 | 21MM | 48MM |
| Toyota | Corolla | 2011-2013 | 3872 | Long Hex, Short MAG w/Washer | Ch | 12MM X 1.50 | 21MM | 48MM |
| Toyota | Corolla | 2007-2012 | 6117 | Dome Top Bulge Retainer | Ch | 12MM X 1.50 | 19MM | 35MM |
| Toyota | Corolla | 2000 | 6146 | Short MAG w/Washer | Ch | 12MM X 1.50 | 21MM | 42MM |
| Toyota | Corolla | 2006-2012 | 6146 | Short MAG w/Washer | Ch | 12MM X 1.50 | 21MM | 42MM |
| Toyota | Corolla | 2017-2019 | 6146 | Short MAG w/Washer | ch | 12MM X 1.50 | 21MM | 42MM |
| Toyota | Echo | 2000-2005 | 3828 | Chrome Acorn | Ch | 12MM X 1.50 | 21MM | 35MM |
| Toyota | Echo | 2000-2005 | 3848 | Open Bulge | Zi | 12MM X 1.50 | 21MM | 16MM |
| Toyota | Echo | 2000-2005 | 3861 | Chrome Acorn | Ch | 12MM X 1.50 | 21MM | 38MM |
| Toyota | Echo | 2001-2003 | 6146 | Short MAG w/Washer | Ch | 12MM X 1.50 | 21MM | 42MM |
| Toyota | FJ Cruiser | 2007-2012 | 3838 | Open Bulge | Ch | 12MM X 1.50 | 19MM | 21MM |
| Toyota | FJ Cruiser | 2007-2012 | 3844 | Open Bulge | Zi | 12MM X 1.50 | 19MM | 23MM |
| Toyota | FJ Cruiser | 2007-2014 | 3869 | Chrome Acorn | Ch | 12MM X 1.50 | 21MM | 26MM |
| Toyota | FJ Cruiser | 2007-2014 | 3872 | Long Hex, Short MAG w/Washer | Ch | 12MM X 1.50 | 21MM | 48MM |
| Toyota | FJ Cruiser | 2007-2012 | 6117 | Dome Top Bulge Retainer | Ch | 12MM X 1.50 | 19MM | 35MM |
| Toyota | FJ Cruiser | 2007-2012 | 6146 | Short MAG w/Washer | Ch | 12MM X 1.50 | 21MM | 42MM |
| Toyota | Highlander | 2001-2008 | 3828 | Chrome Acorn | Ch | 12MM X 1.50 | 21MM | 35MM |
| Toyota | Highlander | 2008-2009 | 3828 | Chrome Acorn | Ch | 12MM X 1.50 | 21MM | 35MM |
| Toyota | Highlander | 2009-2010 | 3828 | Chrome Acorn | Ch | 12MM X 1.50 | 21MM | 35MM |
| Toyota | Highlander | 2010-2012 | 3828 | Chrome Acorn | Ch | 12MM X 1.50 | 21MM | 35MM |
| Toyota | Highlander | 2007-2010 | 3838 | Open Bulge | Ch | 12MM X 1.50 | 19MM | 21MM |
| Toyota | Highlander | 2012 | 3838 | Open Bulge | Ch | 12MM X 1.50 | 19MM | 21MM |
| Toyota | Highlander | 2001-2010 | 3844 | Open Bulge | Zi | 12MM X 1.50 | 19MM | 23MM |
| Toyota | Highlander | 2006-2018 | 3861 | Chrome Acorn | Ch | 12MM X 1.50 | 21MM | 38MM |
| Toyota | Highlander | 2020-2023 | 3861 | Chrome Acorn | Ch | 12MM X 1.50 | 21MM | 38MM |
| Toyota | Highlander | 2001-2007 | 3869 | Chrome Acorn | Ch | 12MM X 1.50 | 21MM | 26MM |
| Toyota | Highlander | 2002-2007 | 3872 | Long Hex, Short MAG w/Washer | Ch | 12MM X 1.50 | 21MM | 48MM |
| Toyota | Highlander | 2008-2009 | 3892 | Modified Acorn | Ch | 12MM X 1.50 | 21MM | 29MM |
| Toyota | Highlander | 2009-2010 | 3892 | Modified Acorn | Ch | 12MM X 1.50 | 21MM | 29MM |
| Toyota | Highlander | 2010 | 3892 | Modified Acorn | Ch | 12MM X 1.50 | 21MM | 29MM |
| Toyota | Highlander | 2012 | 3892 | Modified Acorn | Ch | 12MM X 1.50 | 21MM | 29MM |
| Toyota | Highlander | 2012 | 3892 | Modified Acorn | Ch | 12MM X 1.50 | 21MM | 29MM |
| Toyota | Highlander | 2007-2010 | 6117 | Dome Top Bulge Retainer | Ch | 12MM X 1.50 | 19MM | 35MM |
| Toyota | Highlander | 2012 | 6117 | Dome Top Bulge Retainer | Ch | 12MM X 1.50 | 19MM | 35MM |
| Toyota | Highlander | 2006-2014 | 6146 | Short MAG w/Washer | Ch | 12MM X 1.50 | 21MM | 42MM |
| Toyota | Land Cruiser | 2000-2008 | 3833 | Acorn Bulge | Ch | 14MM X 1.50 | 21MM | 35MM |
| Toyota | Land Cruiser | 2000-2008 | 3834 | Acorn Duplex | Ch | 14MM X 1.50 | 22MM | 47MM |
| Toyota | Land Cruiser | 2000-2008 | 3872 | Long Hex, Short MAG w/Washer | Ch | 12MM X 1.50 | 21MM | 48MM |
| Toyota | Land Cruiser | 2003-2007 | 3886 | Open Bulge | Ch | 14MM X 1.50 | 19MM | 21MM |
| Toyota | Land Cruiser | 2000-2008 | 6111 | Chrome MAG | Ch | 14MM X 1.50 | 22MM | 24MM |
| Toyota | Land Cruiser | 2020-2021 | 6155 | Duplex Acorn | Ch | 14mm x 1.5 | 22mm | 46mm |
| Toyota | Matrix S | 2009-2012 | 3892 | Modified Acorn | Ch | 12MM X 1.50 | 21MM | 29MM |
| Toyota | Matrix | 2003-2008 | 3828 | Chrome Acorn | Ch | 12MM X 1.50 | 21MM | 35MM |
| Toyota | Matrix | 2011-2013 | 3828 | Chrome Acorn | Ch | 12MM X 1.50 | 21MM | 35MM |
| Toyota | Matrix | 2007-2012 | 3838 | Open Bulge | Ch | 12MM X 1.50 | 19MM | 21MM |
| Toyota | Matrix | 2003-2013 | 3848 | Open Bulge | Zi | 12MM X 1.50 | 21MM | 16MM |
| Toyota | Matrix | 2003-2008 | 3861 | Chrome Acorn | Ch | 12MM X 1.50 | 21MM | 38MM |
| Toyota | Matrix | 2011-2013 | 3861 | Chrome Acorn | Ch | 12MM X 1.50 | 21MM | 38MM |
| Toyota | Matrix | 2010-2014 | 3872 | Long Hex, Short MAG w/Washer | Ch | 12MM X 1.50 | 21MM | 48MM |
| Toyota | Matrix | 2007-2012 | 6117 | Dome Top Bulge Retainer | Ch | 12MM X 1.50 | 19MM | 35MM |
| Toyota | Matrix | 2003-2013 | 6146 | Short MAG w/Washer | Ch | 12MM X 1.50 | 21MM | 42MM |
| Toyota | Mirai | 2020 | 3861 | Chrome Acorn | Ch | 12MM X 1.50 | 21MM | 38MM |
| Toyota | Mirai | 2016-2019 | 6146 | Short MAG w/Washer | Ch | 12MM X 1.50 | 21MM | 42MM |
| Toyota | MR2 Spyder | 2000-2005 | 3848 | Open Bulge | Zi | 12MM X 1.50 | 21MM | 16MM |
| Toyota | MR2 Spyder | 2000-2005 | 3872 | Long Hex, Short MAG w/Washer | Ch | 12MM X 1.50 | 21MM | 48MM |
| Toyota | MR2 Spyder | 2000-2004 | 6146 | Short MAG w/Washer | Ch | 12MM X 1.50 | 21MM | 42MM |
| Toyota | Prius AWD-e | 2020-2022 | 3861 | Chrome Acorn | Ch | 12MM X 1.50 | 21MM | 38MM |
| Toyota | Prius C (Mexico) | 2020-2021 | 3828 | Chrome Acorn | Ch | 12MM X 1.50 | 21MM | 35MM |
| Toyota | Prius C (Mexico) | 2020-2021 | 3861 | Chrome Acorn | Ch | 12MM X 1.50 | 21MM | 38MM |
| Toyota | Prius C | 2012-2015 | 3828 | Chrome Acorn | Ch | 12MM X 1.50 | 21MM | 35MM |
| Toyota | Prius C | 2012-2015 | 3848 | Open Bulge | Zi | 12MM X 1.50 | 21MM | 16MM |
| Toyota | Prius C | 2012-2015 | 3861 | Chrome Acorn | Ch | 12MM X 1.50 | 21MM | 38MM |
| Toyota | Prius C | 2012 | 3892 | Modified Acorn | Ch | 12MM X 1.50 | 21MM | 29MM |
| Toyota | Prius C | 2012 | 6117 | Dome Top Bulge Retainer | Ch | 12MM X 1.50 | 19MM | 35MM |

| MAKE | MODEL | YEAR | PART # | STYLE | FINISH | THREAD | HEX | LENGTH |
|--------|---------------|-----------|--------|------------------------------|--------|-------------|------|--------|
| Toyota | Prius C | 2012-2019 | 6146 | Short MAG w/Washer | Ch | 12MM X 1.50 | 21MM | 42MM |
| Toyota | Prius Plug-In | 2012-2015 | 6146 | Short MAG w/Washer | Ch | 12MM X 1.50 | 21MM | 42MM |
| Toyota | Prius Prime | 2020-2022 | 3861 | Chrome Acorn | Ch | 12MM X 1.50 | 21MM | 38MM |
| Toyota | Prius Prime | 2017 | 6146 | Short MAG w/Washer | Ch | 12MM X 1.50 | 21MM | 42MM |
| Toyota | Prius V | 2012 | 3838 | Open Bulge | Ch | 12MM X 1.50 | 19MM | 21MM |
| Toyota | Prius V | 2012-2015 | 3872 | Long Hex, Short MAG w/Washer | Ch | 12MM X 1.50 | 21MM | 48MM |
| Toyota | Prius V | 2012 | 3892 | Modified Acorn | Ch | 12MM X 1.50 | 21MM | 29MM |
| Toyota | Prius V | 2012-2017 | 6146 | Short MAG w/Washer | Ch | 12MM X 1.50 | 21MM | 42MM |
| Toyota | Prius | 2007-2010 | 3838 | Open Bulge | Ch | 12MM X 1.50 | 19MM | 21MM |
| Toyota | Prius | 2012 | 3838 | Open Bulge | Ch | 12MM X 1.50 | 19MM | 21MM |
| Toyota | Prius | 2012-2014 | 3848 | Open Bulge | Zi | 12MM X 1.50 | 21MM | 16MM |
| Toyota | Prius | 2001-2013 | 3861 | Chrome Acorn | Ch | 12MM X 1.50 | 21MM | 38MM |
| Toyota | Prius | 2020-2022 | 3861 | Chrome Acorn | Ch | 12MM X 1.50 | 21MM | 38MM |
| Toyota | Prius | 2022 | 3861 | Chrome Acorn | Ch | 12MM X 1.50 | 21MM | 38MM |
| Toyota | Prius | 2001-2015 | 3872 | Long Hex, Short MAG w/Washer | Ch | 12MM X 1.50 | 21MM | 48MM |
| Toyota | Prius | 2007-2010 | 3886 | Open Bulge | Ch | 14MM X 1.50 | 19MM | 21MM |
| Toyota | Prius | 2012 | 3886 | Open Bulge | Ch | 14MM X 1.50 | 19MM | 21MM |
| Toyota | Prius | 2007-2010 | 6117 | Dome Top Bulge Retainer | Ch | 12MM X 1.50 | 19MM | 35MM |
| Toyota | Prius | 2012 | 6117 | Dome Top Bulge Retainer | Ch | 12MM X 1.50 | 19MM | 35MM |
| Toyota | Prius | 2001-2010 | 6146 | Short MAG w/Washer | Ch | 12MM X 1.50 | 21MM | 42MM |
| Toyota | Prius | 2012-2018 | 6146 | Short MAG w/Washer | Ch | 12MM X 1.50 | 21MM | 42MM |
| Toyota | RAV4 4WD | 2006-2012 | 3828 | Chrome Acorn | Ch | 12MM X 1.50 | 21MM | 35MM |
| Toyota | RAV4 FWD | 2000-2015 | 3828 | Chrome Acorn | Ch | 12MM X 1.50 | 21MM | 35MM |
| Toyota | RAV4 Prime | 2021-2023 | 3861 | Chrome Acorn | Ch | 12MM X 1.50 | 21MM | 38MM |
| Toyota | RAV4 | 2020-2023 | 3828 | Chrome Acorn | Ch | 12MM X 1.50 | 21MM | 35MM |
| Toyota | RAV4 | 2007-2012 | 3838 | Open Bulge | Ch | 12MM X 1.50 | 19MM | 21MM |
| Toyota | RAV4 | 2014-2018 | 3861 | Chrome Acorn | Ch | 12MM X 1.50 | 21MM | 38MM |
| Toyota | RAV4 | 2020 | 3861 | Chrome Acorn | Ch | 12MM X 1.50 | 21MM | 38MM |
| Toyota | RAV4 | 2020-2021 | 3861 | Chrome Acorn | Ch | 12MM X 1.50 | 21MM | 38MM |
| Toyota | RAV4 | 2021-2022 | 3861 | Chrome Acorn | Ch | 12MM X 1.50 | 21MM | 38MM |
| Toyota | RAV4 | 2022-2023 | 3861 | Chrome Acorn | Ch | 12MM X 1.50 | 21MM | 38MM |
| Toyota | RAV4 | 2023 | 3861 | Chrome Acorn | Ch | 12MM X 1.50 | 21MM | 38MM |
| Toyota | RAV4 | 2000-2003 | 3872 | Long Hex, Short MAG w/Washer | Ch | 12MM X 1.50 | 21MM | 48MM |
| Toyota | RAV4 | 2007-2012 | 3892 | Modified Acorn | Ch | 12MM X 1.50 | 21MM | 29MM |
| Toyota | RAV4 | 2008-2012 | 6117 | Dome Top Bulge Retainer | Ch | 12MM X 1.50 | 19MM | 35MM |
| Toyota | RAV4 | 2007-2012 | 6146 | Short MAG w/Washer | Ch | 12MM X 1.50 | 21MM | 42MM |
| Toyota | Sequoia | 2008-2010 | 3828 | Chrome Acorn | Ch | 12MM X 1.50 | 21MM | 35MM |
| Toyota | Sequoia | 2008-2010 | 3833 | Acorn Bulge | Ch | 14MM X 1.50 | 21MM | 35MM |
| Toyota | Sequoia | 2007 | 3838 | Open Bulge | Ch | 12MM X 1.50 | 19MM | 21MM |
| Toyota | Sequoia | 2001-2012 | 3848 | Open Bulge | Zi | 12MM X 1.50 | 21MM | 16MM |
| Toyota | Sequoia | 2001-2006 | 3872 | Long Hex, Short MAG w/Washer | Ch | 12MM X 1.50 | 21MM | 48MM |
| Toyota | Sequoia | 2008-2010 | 3886 | Open Bulge | Ch | 14MM X 1.50 | 19MM | 21MM |
| Toyota | Sequoia | 2007 | 3892 | Modified Acorn | Ch | 12MM X 1.50 | 21MM | 29MM |
| Toyota | Sequoia | 2007 | 6117 | Dome Top Bulge Retainer | Ch | 12MM X 1.50 | 19MM | 35MM |
| Toyota | Sequoia | 2007 | 6146 | Short MAG w/Washer | Ch | 12MM X 1.50 | 21MM | 42MM |
| Toyota | Sequoia | 2020-2022 | 6155 | Duplex Acorn | Ch | 14mm x 1.5 | 22mm | 46mm |
| Toyota | Sienna | 2007-2012 | 3844 | Open Bulge | Zi | 12MM X 1.50 | 19MM | 23MM |
| Toyota | Sienna | 2000-2023 | 3861 | Chrome Acorn | Ch | 12MM X 1.50 | 21MM | 38MM |
| Toyota | Sienna | 2000-2002 | 3869 | Chrome Acorn | Ch | 12MM X 1.50 | 21MM | 26MM |
| Toyota | Sienna | 2000-2010 | 3872 | Long Hex, Short MAG w/Washer | Ch | 12MM X 1.50 | 21MM | 48MM |
| Toyota | Sienna | 2007-2012 | 6117 | Dome Top Bulge Retainer | Ch | 12MM X 1.50 | 19MM | 35MM |
| Toyota | Sienna | 2007-2012 | 6146 | Short MAG w/Washer | Ch | 12MM X 1.50 | 21MM | 42MM |
| Toyota | Solara | 2007-2008 | 3828 | Chrome Acorn | Ch | 12MM X 1.50 | 21MM | 35MM |
| Toyota | Solara | 2000-2008 | 3838 | Open Bulge | Ch | 12MM X 1.50 | 19MM | 21MM |
| Toyota | Solara | 2000-2008 | 3848 | Open Bulge | Zi | 12MM X 1.50 | 21MM | 16MM |
| Toyota | Solara | 2000-2008 | 3861 | Chrome Acorn | Ch | 12MM X 1.50 | 21MM | 38MM |
| Toyota | Solara | 2000-2008 | 3872 | Long Hex, Short MAG w/Washer | Ch | 12MM X 1.50 | 21MM | 48MM |
| Toyota | Solara | 2007-2008 | 3892 | Modified Acorn | Ch | 12MM X 1.50 | 21MM | 29MM |
| Toyota | Solara | 2007 | 6117 | Dome Top Bulge Retainer | Ch | 12MM X 1.50 | 19MM | 35MM |
| Toyota | Solara | 2007 | 6146 | Short MAG w/Washer | Ch | 12MM X 1.50 | 21MM | 42MM |
| Toyota | Tacoma 4WD | 2000-2012 | 3828 | Chrome Acorn | Ch | 12MM X 1.50 | 21MM | 35MM |
| Toyota | Tacoma Base | 2005-2015 | 3872 | Long Hex, Short MAG w/Washer | Ch | 12MM X 1.50 | 21MM | 48MM |
| Toyota | Tacoma Ltd | 2016-2017 | 3872 | Long Hex, Short MAG w/Washer | Ch | 12MM X 1.50 | 21MM | 48MM |
| Toyota | Tacoma RWD | 2000-2012 | 3848 | Open Bulge | Zi | 12MM X 1.50 | 21MM | 16MM |
| Toyota | Tacoma RWD | 2000-2003 | 3872 | Long Hex, Short MAG w/Washer | Ch | 12MM X 1.50 | 21MM | 48MM |
| Toyota | Tacoma | 2007-2012 | 3828 | Chrome Acorn | Ch | 12MM X 1.50 | 21MM | 35MM |
| Toyota | Tacoma | 2005-2015 | 3861 | Chrome Acorn | Ch | 12MM X 1.50 | 21MM | 38MM |
| Toyota | Tacoma | 2018 | 3861 | Chrome Acorn | Ch | 12MM X 1.50 | 21MM | 38MM |

TOYOTA - VOLKSWAGEN - VOLVO

| MAKE | MODEL | YEAR | PART # | STYLE | FINISH | THREAD | HEX | LENGTH |
|------------|------------|-----------|--------|------------------------------|--------|-------------|------|--------|
| Toyota | Tacoma | 2020-2023 | 3861 | Chrome Acorn | Ch | 12MM X 1.50 | 21MM | 38MM |
| Toyota | Tacoma | 2001-2015 | 3869 | Chrome Acorn | Ch | 12MM X 1.50 | 21MM | 26MM |
| Toyota | Tacoma | 2020-2023 | 3869 | Chrome Acorn | Ch | 12MM X 1.50 | 21MM | 26MM |
| Toyota | Tacoma | 2007 | 3892 | Modified Acorn | Ch | 12MM X 1.50 | 21MM | 29MM |
| Toyota | Tacoma | 2007-2008 | 3892 | Modified Acorn | Ch | 12MM X 1.50 | 21MM | 29MM |
| Toyota | Tacoma | 2008-2009 | 3892 | Modified Acorn | Ch | 12MM X 1.50 | 21MM | 29MM |
| Toyota | Tacoma | 2009-2010 | 3892 | Modified Acorn | Ch | 12MM X 1.50 | 21MM | 29MM |
| Toyota | Tacoma | 2010-2011 | 3892 | Modified Acorn | Ch | 12MM X 1.50 | 21MM | 29MM |
| Toyota | Tacoma | 2011-2012 | 3892 | Modified Acorn | Ch | 12MM X 1.50 | 21MM | 29MM |
| Toyota | Tacoma | 2012 | 3892 | Modified Acorn | Ch | 12MM X 1.50 | 21MM | 29MM |
| Toyota | Tacoma | 2007-2012 | 6117 | Dome Top Bulge Retainer | Ch | 12MM X 1.50 | 19MM | 35MM |
| Toyota | Tacoma | 2007-2012 | 6146 | Short MAG w/Washer | Ch | 12MM X 1.50 | 21MM | 42MM |
| Toyota | Tundra 4WD | 2000-2012 | 3828 | Chrome Acorn | Ch | 12MM X 1.50 | 21MM | 35MM |
| Toyota | Tundra RWD | 2000-2012 | 3848 | Open Bulge | Zi | 12MM X 1.50 | 21MM | 16MM |
| Toyota | Tundra RWD | 2000-2006 | 3872 | Long Hex, Short MAG w/Washer | Ch | 12MM X 1.50 | 21MM | 48MM |
| Toyota | Tundra | 2007-2015 | 3806 | Acorn Bulge | Ch | 14MM X 1.50 | 19MM | 35MM |
| Toyota | Tundra | 2007-2017 | 3818 | Chrome Acorn | Ch | 14MM X 1.50 | 23MM | 30MM |
| Toyota | Tundra | 2020-2021 | 3818 | Chrome Acorn | Ch | 14MM X 1.50 | 23MM | 30MM |
| Toyota | Tundra | 2000-2012 | 3828 | Chrome Acorn | Ch | 12MM X 1.50 | 21MM | 35MM |
| Toyota | Tundra | 2000-2006 | 3869 | Chrome Acorn | Ch | 12MM X 1.50 | 21MM | 26MM |
| Toyota | Tundra | 2007-2012 | 3872 | Long Hex, Short MAG w/Washer | Ch | 12MM X 1.50 | 21MM | 48MM |
| Toyota | Tundra | 2006-2007 | 3879 | Acorn Bulge | Ch | 12MM X 1.50 | 19MM | 30MM |
| Toyota | Tundra | 2007-2012 | 3886 | Open Bulge | Ch | 14MM X 1.50 | 19MM | 21MM |
| Toyota | Tundra | 2000-2006 | 3897 | Open End Short MAG w/Washer | Ch | 12MM X 1.50 | 21MM | 26MM |
| Toyota | Tundra | 2020-2021 | 6155 | Duplex Acorn | Ch | 14mm x 1.5 | 22mm | 46mm |
| Toyota | Venza | 2009-2016 | 3861 | Chrome Acorn | Ch | 12MM X 1.50 | 21MM | 38MM |
| Toyota | Venza | 2021-2023 | 3861 | Chrome Acorn | Ch | 12MM X 1.50 | 21MM | 38MM |
| Toyota | Yaris | 2007-2012 | 3828 | Chrome Acorn | Ch | 12MM X 1.50 | 21MM | 35MM |
| Toyota | Yaris | 2009-2015 | 3838 | Open Bulge | Ch | 12MM X 1.50 | 19MM | 21MM |
| Toyota | Yaris | 2009-2015 | 3848 | Open Bulge | Zi | 12MM X 1.50 | 21MM | 16MM |
| Toyota | Yaris | 2009-2015 | 3861 | Chrome Acorn | Ch | 12MM X 1.50 | 21MM | 38MM |
| Toyota | Yaris | 2007-2012 | 6117 | Dome Top Bulge Retainer | Ch | 12MM X 1.50 | 19MM | 35MM |
| Toyota | Yaris | 2007-2019 | 6146 | Short MAG w/Washer | Ch | 12MM X 1.50 | 21MM | 42MM |
| Volkswagen | Routan | 2009-2012 | 3847 | Acorn Bulge Wire Wheel | Ch | 12MM X 1.50 | 19MM | 42MM |
| Volkswagen | Routan | 2009-2014 | 3879 | Acorn Bulge | Ch | 12MM X 1.50 | 19MM | 30MM |
| Volvo | C30 | 2007-2013 | 3804 | Open Standard | Zi | 12MM X 1.50 | 19MM | 16MM |
| Volvo | C30 | 2012 | 3838 | Open Bulge | Ch | 12MM X 1.50 | 19MM | 21MM |
| Volvo | C30 | 2007-2008 | 3892 | Modified Acorn | Ch | 12MM X 1.50 | 21MM | 29MM |
| Volvo | C30 | 2008 | 3892 | Modified Acorn | Ch | 12MM X 1.50 | 21MM | 29MM |
| Volvo | C30 | 2012 | 6117 | Dome Top Bulge Retainer | Ch | 12MM X 1.50 | 19MM | 35MM |
| Volvo | C30 | 2007-2010 | 6122 | Acorn Bulge Aluminum Wheels | Ch | 12MM X 1.50 | 19MM | 31MM |
| Volvo | C30 | 2012 | 6146 | Short MAG w/Washer | Ch | 12MM X 1.50 | 21MM | 42MM |
| Volvo | C70 | 2000-2013 | 3804 | Open Standard | Zi | 12MM X 1.50 | 19MM | 16MM |
| Volvo | C70 | 2000-2013 | 3805 | Chrome Acorn | Ch | 12MM X 1.50 | 19MM | 35MM |
| Volvo | C70 | 2012 | 3838 | Open Bulge | Ch | 12MM X 1.50 | 19MM | 21MM |
| Volvo | C70 | 2012 | 3892 | Modified Acorn | Ch | 12MM X 1.50 | 21MM | 29MM |
| Volvo | C70 | 2012 | 3892 | Modified Acorn | Ch | 12MM X 1.50 | 21MM | 29MM |
| Volvo | C70 | 2012 | 6117 | Dome Top Bulge Retainer | Ch | 12MM X 1.50 | 19MM | 35MM |
| Volvo | C70 | 2006-2010 | 6122 | Acorn Bulge Aluminum Wheels | Ch | 12MM X 1.50 | 19MM | 31MM |
| Volvo | C70 | 2012 | 6146 | Short MAG w/Washer | Ch | 12MM X 1.50 | 21MM | 42MM |
| Volvo | S40 | 2004-2011 | 3804 | Open Standard | Zi | 12MM X 1.50 | 19MM | 16MM |
| Volvo | S40 | 2000-2003 | 3848 | Open Bulge | Zi | 12MM X 1.50 | 21MM | 16MM |
| Volvo | S40 | 2004-2011 | 6122 | Acorn Bulge Aluminum Wheels | Ch | 12MM X 1.50 | 19MM | 31MM |
| Volvo | S70 | 2000 | 3804 | Open Standard | Zi | 12MM X 1.50 | 19MM | 16MM |
| Volvo | S70 | 2000 | 3805 | Chrome Acorn | Ch | 12MM X 1.50 | 19MM | 35MM |
| Volvo | V40 | 2000-2003 | 3848 | Open Bulge | Zi | 12MM X 1.50 | 21MM | 16MM |
| Volvo | V50 | 2005-2011 | 3804 | Open Standard | Zi | 12MM X 1.50 | 19MM | 16MM |
| Volvo | V50 | 2005-2011 | 6122 | Acorn Bulge Aluminum Wheels | Ch | 12MM X 1.50 | 19MM | 31MM |



FMSI EDELMANN FITTINGS

PROBLEM SOLVING AUTOMOTIVE HARDWARE

CANADA OFFICE: 1070 HERITAGE ROAD, BURLINGTON, ON L7L4X9 • USA OFFICE: 1550 FRANKLIN GROVE ROAD, DIXON, IL 61021
TOLL FREE: 800.651.7445 • FAX: 905.335.1829 • EMAIL: INFO@FMSIINC.COM • WEBSITE: FMSIINC.COM